

PROFESSIONAL POWER TOOLS

metabo[®]
work. don't play.

UK POCKET CATALOGUE SPRING | SUMMER

UK PRODUCT RANGE 2012



+333%

RUN TIME PER BATTERY CHARGE

THE WORLD'S FIRST 4.0 Ah
CORDLESS POWER TOOLS*

*as of 01/01/2012

Fits the existing Metabo 'slide-in' 18V cordless range

Same weight, same size



ULTRAlong
ULTRAsafe
ULTRAccompact



3 **Li**
years
warranty

52-61	Angle Grinders
104	Band Saw Blades
102-103	Band Saws
66-67	Bench Grinders
68	Circular Saws
69	Circular Saw Blades
17	Circular Saw Cordless
116-117	Compressed Air Tools
112-115	Compressors
4-28	Cordless
4-5	- Intro to Cordless
6-8	- 10.8 Volt
9-10	- 14.4 Volt
10-21	- 18 Volt
27, 41	- 28 Volt
28	- 36 Volt
23-27	- Cordless Kits & Carcasses
29-31	- Batteries, Drill / Bit sets & Chucks
62	Die Grinders
106	Dust Extractors
78	Glue Gun / Router
82-85	Hot Air / Heat Guns
32-35	Impact Drills & Drill Bits
70-71	Jig Saws
40-42	Mag Drills
63	Metal Cutting Abrasive Chop Saw

86-94	Mitre / Crosscut Saws
96-97	Mitre Saw Stands
44-49	Multi-Function Drills
72	Paint Remover
72	Planer
105	Planer Thicknessers / Accessories
63	Polishers
107-111	Pumps
70	Reciprocating Saw
17	Reciprocating Saw Cordless
36-38	Rotary Only Drills
73-76	Sanders
77	Sanding Accessories
51	SDS Max Breakers
49-50	SDS Max Hammers
97	Site Saws
96	Table Saws
100-101	Saw Blades & Accessories
80-81	Vacuum
79	Wall Chasers

SYMBOLS KEY

 Vibration dampening handle	 Autobalancing (lower vibration)	 Constant speed under heavy load	 Unique Impuls function	 CODE! Electronic immobiliser	 Smooth and quiet running motor	 Dust protection system
 Vibration dampening system	 3 Function machine	 Constant speed under moderate load	 Dead-man's paddle safety switch	 Rotating back handle	 Two-point dust extraction system	 Automatic filter cleaning system
 Torque limiting slip clutch	 4 Function machine	 Comes with a carry case	 Protects battery and machine	 Metabo long life marathon motor	 Quick blade change without tools	 QR CODES for online video



QR CODES

Use your iPhone or Android phone to scan the barcodes displayed next to the products. They will provide you with a video link showing useful features, benefits, hints and tips.

OUR GREATEST SUCCESS IS ENSURING THAT YOU CAN PRODUCE YOUR BEST WORK.



Metabo offers a

3 YEAR WARRANTY
ON ALL MACHINES, ALL CHUCKS, ALL CHARGERS &
ALL BATTERIES!

SIMPLY REGISTER YOUR MACHINE ONLINE WITHIN 4 WEEKS OF PURCHASE TO QUALIFY!
www.metabo.com/xxl

Warranty only covers part failure due to faulty assembly or manufacture. It does not cover wear and tear or miss-use. All machines come with a 1 year warranty as standard.



BATTERY CONCEPT

Metabo's electronic single cell protection system (ESCP) is not like any other. Instead of looking at the general health of battery pack as a whole, the Metabo system constantly monitors each individual cells condition and status whilst working and charging. This means that no cell is ever left behind before it is at 100% health and ready to go. Metabo only use the highest grade lithium-ion cells available, with the highest power density ratings in their respective class.

All the following batteries employ the advanced Metabo ESCP system, with overcharge, deep discharge, overheat and overload protection. The cell pack is float mounted for aided shock resistance. LED battery charge level indicator, with dust proof switch. Air ducts for use with air-cooled charger for quicker charging and longer battery life.



METABO BATTERY PACKS

Li PowerCompact - Metabo PowerCompact batteries use grade 'A' lithium cells with 1.5 Ah batteries. These batteries are extremely light and compact.

Li PowerExtreme - As the name suggests the PowerExtreme pack produces absolute extreme performance. Using high output cells, with a **NEW 4.0 Ah** capacity and low internal resistance, the PowerExtreme packs are able to produce 33% more power output than most manufacturers!

All Metabo batteries come with a 3 year Warranty as standard.



METABO GEARS

- **Higher wear resistance and higher service life** thanks to all metal gear and gear switching that is easy on the gear teeth.
- **Higher efficiency, lower temperature level, longer service life** thanks to the efficient cooling system.
- **Enlargement of the adjustable torque range** and wider application range thanks to new torque coupling system.
- **Precision Stop:** Torque coupling with precise electrical switch off to ensure extremely long lifetime for the tool.
- **Needle bearing planets.** The planets on the needle bearing in the new gears provide a higher degree of efficiency, a lower temperature level, longer service life and lower noise emission.



METABO MOTORS

L-Class / LT-Class Motors

- **Improved power density** enabling more compact size and lower weight (reduction in length by approx. 17 mm).
- **Optimised ventilation slots** and overload range for a lower temperature level thereby longer life span.
- **Improved cooling** principal and efficiency for longer periods of use.

LTX-Class Motors

- **4-pole motor** for enhanced precision and durability.
- **Stronger magnets** (rare earth magnets) which improve the power and torque for a higher power density.
- **Up to 75% improved efficiency.**
- **Patented high performance carbon brush system** increases torque output.



BS 12 PRO Drill/Driver

With a two stage gear box delivering up to 28 Nm of hard torque and a max speed of 1,300 rpm the new BS12 PRO is one of the most powerful drill/drivers on the market today. What really makes this machine special is the quick change angle attachment allowing you to gain access to awkward spaces otherwise thought inaccessible. The removable 10 mm chuck will allow you to drill up to an impressive 22 mm in soft wood. With powerful 10.8 V 3.0 Ah batteries come equipped with Metabo's electronic single cell protection system, overload protection and overheat motor shut-off.

FEATURES	
10.8V Cordless drill/driver	
2 x 3.0 Ah Li-ion maX 12 Batteries	
Speed at no load: 0 - 350 / 0 - 1,300 rpm	
Torque (soft / hard): 14 / 28 Nm	
Drilling Ø in steel: 10 mm, wood: 22 mm	
Chuck capacity: 1 - 10 mm	
Right angle attachment, 20 Piece drill and bit set, Chuck, Screwdriving attachment, LC 40 Charger	
Weight: 0.9 kg	



! Will drive in up to 1,000 3x25 mm screws into softwood in one charge!

"It didn't take much more than the inclusion of an angle driver attachment to make the decision for me."

Olly Parry-Jones, February 2011



maX 12 COMBO KIT

Containing the BS12 PRO with its unique removable chuck and quick change angle attachment for getting around all those awkward spaces. The kit also includes the compact yet powerful maX12 PowerImpact and the PowerLED torch with 11 hours run time, 2 x 10.8V (maX 12V) 1.5 Ah batteries and the LC 40 minute charger all in a tough hard shell carry case.

FEATURES	
PowerMaxx maX 12 LI PRO Drill/Driver	
PowerImpact maX 12 Li Impact Driver	
PowerLED maX 12 Li Work Light	
2 x 1.5 Ah Li-ion maX 12 Batteries	
10 mm Chuck	
Angle Attachment	
LC 40 Charger	
NEW Carry Case	

! The angle attachment in this kit is completely unique for this class. With Metabo you will have access to places you never thought possible - a real problem solver!



! Note: Socket shown on machine not supplied as standard



PowerImpact maX 12 Li Impact Driver Carcass

105 Nm and 3,000 bpm means with the new PowerImpact maX 12 you will be able to effortlessly drive home screws/bolts all day long. In fact, one single 3 Ah battery pack will allow you to drive in a recorded 472 5x25 mm screws.

FEATURES	
10.8V Cordless impact driver	
Speed at no load: 0 - 2,300 rpm	
Impact speed: 3,000 bpm	
Max torque: 105 Nm	
Metric bolt: M4 - M12	
Weight: 1 kg	



SSP (exc. VAT)	£54.00
SSP (inc. VAT)	£64.80
Order Number	316048380

PowerLED maX 12 Li Work Light

PowerLED torch with 11 hours run time. Compact, handy and versatile. Compatible with 10.8 V / 1.5 Ah and 3.0 Ah batteries.

FEATURES	
Maximum duration of illumination: 10.8 V / 1.5 Ah is 11 hours	
Maximum duration of illumination: 10.8 V / 3.0 Ah is 22 hours	
Weight (without battery pack) 0.1 kg	



SSP (exc. VAT)	£38.00
SSP (inc. VAT)	£45.60
Order Number	600036000

3.0 Ah Li-ion Power Battery

FEATURES	
Increase of working time by 100% compared to 1.5 Ah	
LED battery charge level indicator	
Overload protection and overheat motor shut-off	



List (exc. VAT)	£63.00
Order Number	625436000



maX 12 10.8V Caulk Gun **NEW!**

The newest addition to the ever popular Metabo maX12 10.8V cordless range. For using cartridges and foil bags. High discharge pressure for powerful processing of all materials - even particularly viscous ones. Infinitely variable setting of the discharge speed for precision working. No dripping thanks to automatic retraction of the gear rack. Quick, easy change between foil bags and cartridges. All-metal gear for long service life. Multifunctional monitoring system to protect the machine and battery pack.

FEATURES	
10.8V Cordless Caulk Gun	
Capacity of battery pack 1,5 Ah	
Discharge pressure 4.413 N/450 kg	
Tooling dimension 600 ml	
Suitable for cartridges, foil bags	
Non-drip mechanism	
Weight (including battery pack) 2.5 kg	



	Set includes one battery	Body Only
Order Number	602117000	602117850
SSP (inc. VAT)	£225.00	£174.00
SSP (inc. VAT)	£270.00	£208.80

! Machine illustrated is available with either one battery + charger or as a body only option.



maX 12 RC 12 10.8V Radio & Charger

The newest addition to the ever popular Metabo maX12 10.8V cordless range. The really useful feature about the Metabo RC 12 Radio is that you can charge your 10.8V batteries directly from it, exactly like its bigger brother the RC 14.4-18, see pages 22-23. Compact and portable this radio packs a big sound for its size - great for the workshop or construction site and hey, why not take it on the next camping trip? Complete with 5 FM and 5 AM radio presets the radio also comes with an Aux in cable so you can play your mp3, CD, ipod® or iphone®. The radio is also rain, shock and dust resistant with a protective roll cage.

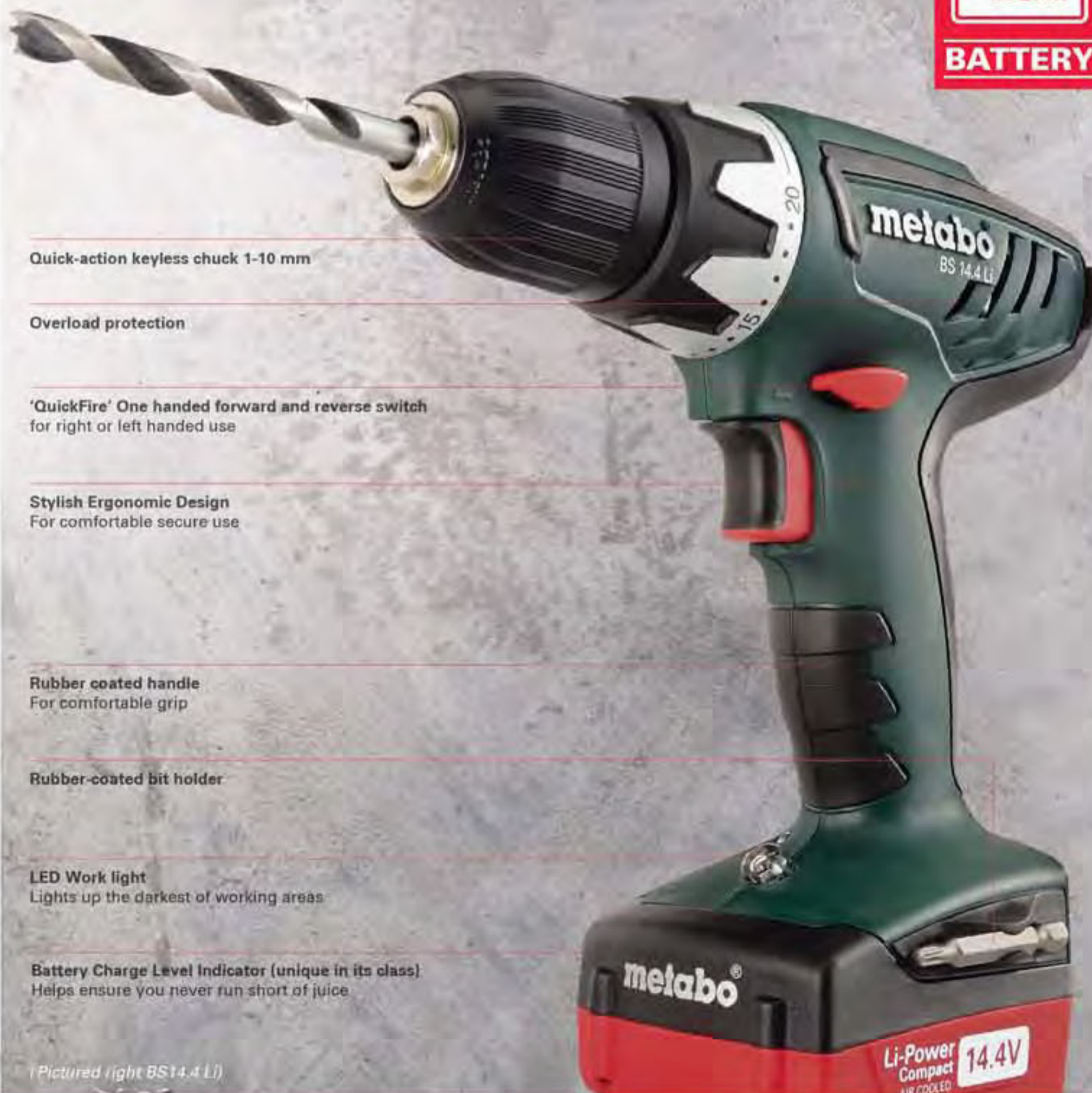
FEATURES	
10.8V Cordless Radio / Charger	
Maximum run time of 8 hours with 1,5 Ah and 16 hours with 3 Ah	
10.8V Li power battery platforms	
Aux in for CD, MP3, iPod®, iPhone®	
5 x FM and 5 x AM Presets	
Comes supplied with mains lead and 2 x AAA batteries	
LCD display with clock, equaliser, channel search & battery pack charge level	



! Radio & Battery Charger in one!
Note: Does not come supplied with batteries - carcass only.
See page 29 for battery options

SSP (inc. VAT)	£72.00
SSP (inc. VAT)	£86.40
Order Number	602113380

NEW!
COMPACT POWER
LI-POWER RANGE!



Quick-action keyless chuck 1-10 mm

Overload protection

'QuickFire' One handed forward and reverse switch for right or left handed use

Stylish Ergonomic Design
For comfortable secure use

Rubber coated handle
For comfortable grip

Rubber-coated bit holder

LED Work light
Lights up the darkest of working areas

Battery Charge Level Indicator (unique in its class)
Helps ensure you never run short of juice

(Pictured light BS14.4 Li)

Li PowerCompact Drill/Drivers & Combi Drill

The Li PowerCompact range has been designed to be extremely lightweight and comfortable. Perfect for light to medium duty work as a bench top machine or general purpose drill/driver, or impact driver. These machines come with a new motor and electronics concept, 1.5 & 1.3 Ah batteries, optimised cooling ventilation slots, electronic single cell protection (ESCP), a high powered LED work light.



SPECIFICATIONS	BS 14.4 Drill/Driver	BS 18 Drill/Driver	SB 18 Combi Drill
Type	BS 14.4 Li	BS 18 Li	SB 18 Li
Batteries	2 x 1.5Ah Li-ion batteries	2 x 1.5Ah Li-ion batteries	2 x 1.3Ah Li-ion batteries
Charger	SC 60 Plus Charger	SC 60 Plus Charger	ASC 30 Charger
Voltage	14.4 V	18 V	18 V
Capacity	1.5 Ah	1.5 Ah	1.3 Ah
Speed	0 - 450 / 0 - 1.600 rpm	0 - 450 / 0 - 1.650 rpm	0 - 450 / 0 - 1.600 rpm
Weight	1.4 kg	1.5 kg	1.8 kg
Torque (soft / hard)	20 / 40 Nm	24 / 48 Nm	24/48 Nm
Drilling diameter in metal	10 mm	10 mm	10 mm
Drilling diameter in wood	20 mm	20 mm	20 mm
Drilling diameter in masonry	-	-	10 mm
SSP (inc. VAT)	£129.00	£149.00	£179.00
SSP (inc. VAT)	£154.80	£178.80	£214.80
Order Number	602105550	602116580	602190580

EXTREME POWER!

LTX RANGE!



Very Comfortable Side Handle
Maximum comfort, minimum fatigue

Spanner Flat for Removing Gear Chucks
Allows you to change the chuck easily

Hex Bit Holder in Spindle
Enables chuck free working, considerably reduces the length - a bonus for when you need to screwdrive into tight spaces

43 mm Multi Use Collar
For 360° rotation of side handle. Can be fitted to a drill stand, Right Angle Attachment, PowerShear, Dust kit (See page 13)

Innovative Gear Speed Selection Switch
Optimally suited for one-handed operation; for right or left handed use

'QuickFire' One handed forward and reverse switch
for right or left handed use

Stylish Ergonomic Design
For comfortable secure use.

Battery Charge Level Indicator (on all 14.4-18V Li-ion machines)
Helps ensure you never run short of juice

LED Work light
Lights up the darkest of working areas

Unique Impuls Function
"Strength boost" on tricky tasks, such as spot-drilling smooth surfaces (tiles, pipe) or removing difficult screws

Innovative Battery Technology - NOW 4.0Ah
Very high quality lithium-ion battery cells for outstanding performance, AIR COOLED charging technology for a quicker charge time and a long battery pack service life.

(BS 18 LTX QuickPictured right)





Standard Equipment LTX Quick Drill/Driver



QUICK Chuck 627240000



Bit Holder 627241000



Angle Attachment 627242000



BS 18 LTX Quick Li PowerExtreme Drill/Driver



The BS 18 LTX PowerExtreme is one of the lightest and most powerful drill/drivers in its class. The extreme power battery pack coupled with a new innovative 4-pole motor delivers extreme power output. This muscle-machine is perfectly suited for the needs of the construction industry. Distinguished by its ergonomic, compact design, other features include the new innovative adjustable torque clutch system, the unique 'Impuls' function (boost pulse switch), LED work light, strong aluminium die cast gear housing and the hex end bit holder. This is a tremendously strong machine designed to work as hard as you do.

FEATURES	
18V Cordless Drill/Driver	
2 x 4.0Ah Li PowerExtreme batteries	
ASC30 min Charger	
Speed at no load (1st/2nd gear) 0-400/0-1400 rpm	
Max torque (soft/hard) - 42/96 Nm	
Adjustable torque from - 1.5-13 Nm	
Drill bit diameter in, wood - 50 mm steel - 13 mm Concrete - n/a	
Weight - 2,0 kg	



"The 'Impuls' feature seems to act like ABS on a car, breaking the rotation and therefore skidding offline, which is handy when centring a hole in metal."

Anthony Bailey, Furniture & Cabinet Making, February 2011

! Remove the chuck to reveal a hex end bit holder for use as a screwdriver



Optional Accessory LTX Quick Drill/Driver

The Power X3 attachment provides 3 times the normal torque, driving screws up to Ø 12 x 600 mm in to soft wood without pilot holes or Ø 16 x 800 mm with pilot holes.



! Power X3 attachment is only compatible with BS18 LTX Quick models manufactured after December 2011

! Power X3 attachment is available as an optional extra

List (exc. VAT)	£221.40
List (inc. VAT)	£265.68
Order Number	627253000



Heavy Duty Right Angle Attachment

Calling all plumbers and electricians! You can now drill perfectly at 90° into floor and roofing joists, perfect for when working within a restricted 400 mm span. Ideal for smooth installation of wiring looms, twin & earth, poly pipe etc, no kinks, no nicks, no wasted time! With a 1:1 drive ratio 100% power output is guaranteed. Comes with ½" - 20 UNF thread for all standard 13 mm chucks. Rotates 360°. Fits main Metabo rotary drills with 43 mm collar, recommended with BS/SB LT/LTX machines, BE 7516 / SBE 900 and SBE 1100 - select dependant upon application.

WORLD FIRST!

Machine not included

List (exc. VAT)	£131.17
Order Number	631078000



SB 18 LTX Li PowerExtreme Combi Drill

The SB 18 LTX PowerExtreme is the lightest and one of the most powerful combi's in its class. The two speed gear box with hammer action is coupled to the extreme power battery pack and innovative 4-pole motor which combined delivers staggering power output. This muscle-machine is perfectly suited for the needs of the construction industry. Distinguished by its ergonomic, compact design, other features include the new innovative adjustable torque clutch system, the unique 'Impuls' function (boost pulse switch), LED work light, strong aluminium die cast gear housing and the hex end bit holder. This is a tremendously strong machine designed to work as hard as you do.

100 NM TORQUE!

FEATURES	
18V Cordless Combi Drill	
2 x 4.0Ah Li PowerExtreme batteries	
ASC30 min Charger	
Speed at no load (1st/2nd gear) 0-400/0-1400 rpm	
Max torque (soft/hard) - 44/100 Nm	
Adjustable torque from - 1.5-13 Nm	
Maximum impact rate - 28,000 bpm	
Drill bit diameter in, wood - 50 mm steel - 13 mm Concrete - 16 mm	
Weight - 2.1 kg	



! Remove chuck and fit with right angle attachment 631078 to allow you to drill at right angles through joists for laying pipe work. See page 15



SSP (exc. VAT)	£325.00
SSP (inc. VAT)	£390.00
Order Number	602148680

PowerShear Attachment

A real innovation! It is now possible to adapt your Metabo LT or LTX drill into a metal/plastic cutting shear. Useful for portable onsite cut and fix jobs. The PowerShear will cut sheet steel, corrugated sheet, box profile etc. Also great for cutting expanded metal mesh, card, plastics, PVC/GRP roof lights, fibreglass sheet etc. Never get stuck on-site again! The PowerShear will cut up to 0.8 mm stainless steel, 1.0 mm sheet steel, 1.2 mm sheet fibreglass and 1.5 mm of aluminium.

WORLD FIRST!

Machine not included

List (exc. VAT)	£61.50
Order Number	UKPOWERSHEAR



Dust Extraction Attachment

Dust is becoming more and more of an issue regarding health a safety these days. With the Metabo dust kit* it is now possible to not only protect yourself, but also your working surroundings from dust plumes that can originate from drilling into masonry. Ideal for homes, schools, offices and hospitals. *Must be used in conjunction with a vacuum cleaner (see page 80). Kit comprises of extraction unit for drilling with Ø 4-20 mm bits, plunge depth stop, support handle, universal rubber vacuum connector and Ø 28 mm - 5 m long hose.

WORLD FIRST!

Machine not included

List (exc. VAT)	£75.50
Order Number	631600000



SSD & SSW 18 LTX Li PowerExtreme Impact Driver & Wrench

These high torque, high speed machines come with 3 speed settings to suit their applications. Other features include reduced cam out, minimal strain on the wrist and a natural 'shock' effect for releasing stubborn screws / bolts.



"Yet again, Metabo have come up with those little things on top of the great quality you'd expect to make their tools usable. In particular the three torque switch works a treat."

Matt Long, Woodworking Plans & Projects, June 2010

	SSD 18 LTX	SSW 18 LTX
Battery Platforms	2 x 4.0Ah Li PowerExtreme batteries	2 x 4.0Ah Li PowerExtreme batteries
Charger	ASC30 min Charger	ASC30 min Charger
Speed at No load (setting 1/2/3)	1,600 / 2,150 / 2,650 rpm	1,600 / 2,150 / 2,650 rpm
Max. Torque (setting 1/2/3)	80 / 125 / 160 Nm	105 / 145 / 220 Nm
Maximum Impact Rate	3,300 bpm	3,300 bpm
Hex Drive	1/4"	1/2"
Weight	1.8 kg	1.8 kg
SSP (exc. VAT)	£325.00	£325.00
SSP (inc. VAT)	£390.00	£390.00
Order Number	602127000	602128500



Special 3 speed change switch, slow, fast and extreme speed settings

KSA 18 LTX Li PowerExtreme Circular Saw

The KSA 18 LTX PowerExtreme circular saw distinguishes itself through precision and outright extreme performance. Ideal for joiners, carpenters and installers amongst others. Features include LED light for illuminating the cutting area, line-clear dust blow ports, 45° base bevel, side fence to aid parallel cuts and a quick stop blade brake for operator safety.
* Compatible with new 1.5 m guide rail (631213) + adaptor (631019)

FEATURES	
18V Cordless Circular Saw	
2 x 4.0Ah Li PowerExtreme batteries	
ASC30 min Charger	
No load speed: 2700 rpm	
Adjustable cutting depth: 0 - 53.5 mm	
Max. Cutting depth at 45/90° - 42/53.5 mm	
Saw blade diameter: 165 mm	
Includes a saw blade and parallel guide	
Weight: 4.3 kg	



SSP (exc. VAT)	£325.00
SSP (inc. VAT)	£390.00
Order Number	602268860

Will cut 62 meters of chip board 19 mm thick on one full battery!



BHA 18 LTX Li PowerExtreme 2 Function SDS Hammer

The BHA 18 LTX PowerExtreme SDS hammer is designed to be a fast, lightweight hole shooter. Best suited for drilling 5, 6, 8, 10, 12 mm holes 150 mm deep, perfect for installing fixtures and fittings. Features include; high speed pneumatic hammer mechanism, large comfortable grip area, shoulder strap, vibration dampening side handle and S-automatic safety clutch for machine and operator safety.

FEATURES	
18V Cordless SDS Hammer Drill	
2 x 4.0Ah Li PowerExtreme batteries	
ASC30 min Charger	
No load speed: 0 - 1,100 rpm	
Max impact rate: 4,900 bpm	
Max impact energy (EPTA): 1.8J / 131J/s	
Drilling capacity in: Concrete 18 mm, Steel 10 mm, Wood 22 mm	
Tri-axis vibration reading 12 m/s ² in accordance with EN60745-2-6	
Weight: 3.2 kg	



Will drill 90 6x40 mm holes into concrete on one battery charge!

Very high blows per minute: 4,900 bpm! With a good level of hammer force: 1.8J!

SSP (exc. VAT)	£325.00
SSP (inc. VAT)	£390.00
Order Number	600228810



ASE 18 LTX Li PowerExtreme Reciprocating Saw

The ASE 18 LTX PowerExtreme is designed for the toughest jobs. This high performance machine is commonly used for rough cuts in wood, plastic, metal pipe, wood with nails, aerated block, ideal for demolition and refurbishment work. Features include a 180° rotating blade for overhead use, a sturdy and simple "Quick" blade change system, robust rubber sheath over aluminium die-cast gear housing and world leading Metabo extreme battery packs.

FEATURES	
18V Cordless Reciprocating Saw	
2 x 4.0Ah Li PowerExtreme batteries	
ASC30 min Charger	
Strokes at no load: 0 - 2700 /min	
Saw blade stroke: 27 mm	
Keyless saw blade change	
Adjustable stop	
Weight: 3.6 kg	



SSP (exc. VAT)	£325.00
SSP (inc. VAT)	£390.00
Order Number	602268810

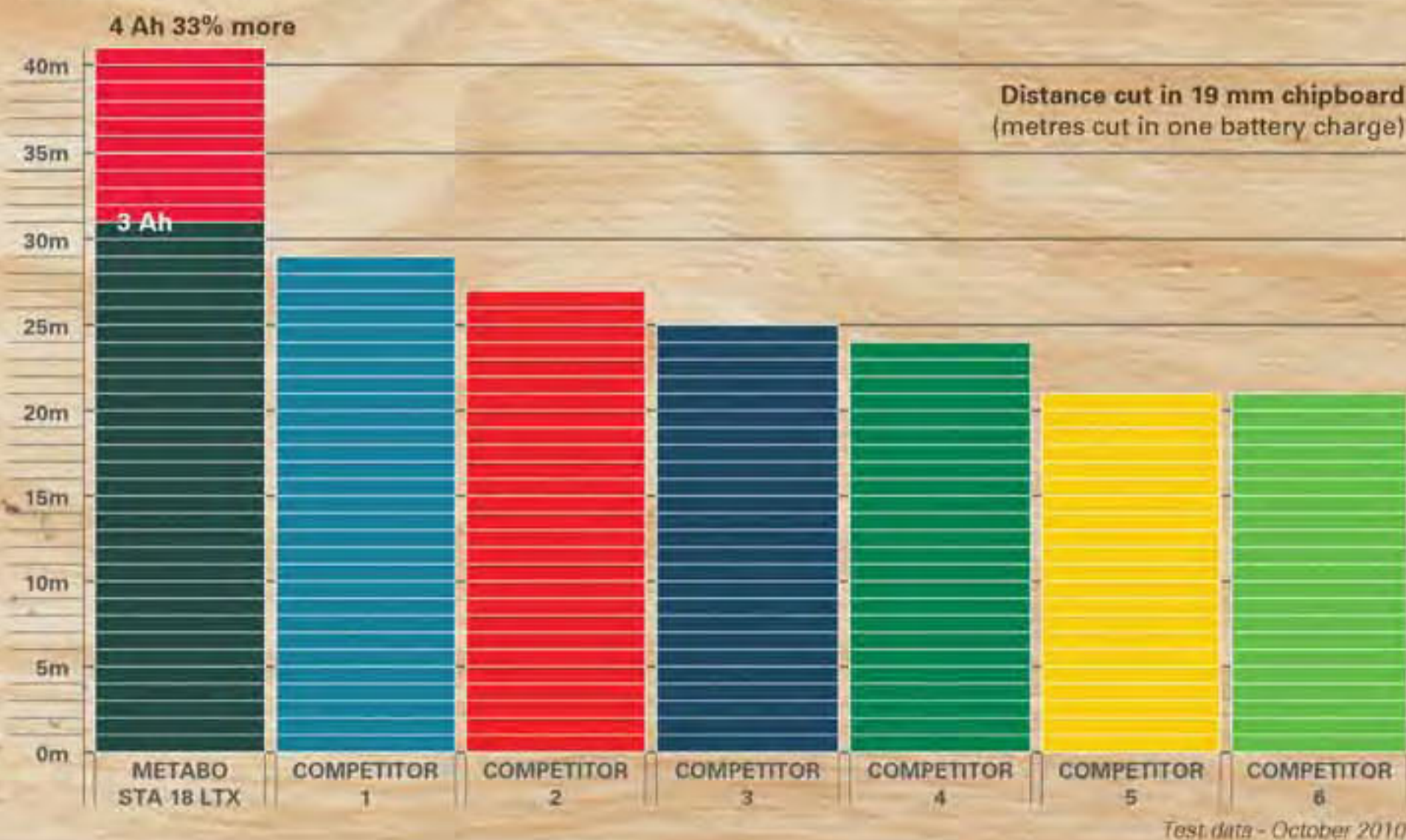
Will make 27 cuts through 100 x 120 mm softwood beam on one full battery!





**POWERFUL.
PRECISE. ROBUST.**

Do you own the most powerful 18V Combi in the world, the SB 18 LTX? Do you use a Jigsaw? You have been asking Metabo for a cordless version for some time... and now we have delivered. The NEW STA 18 LTX QUICK is the newest addition to our 18V cordless family. With our 18V family **one battery fits all!** In addition to outstanding battery performance, the STA 18 LTX is an extremely robust machine. One very special feature is the Metabo QUICK blade change system with a hands free blade ejection mechanism, great for removal of hot blades. Of course the jigsaw is compatible with the full range of mains operated jigsaw accessories.



Die-cast aluminium gearbox housing
Strong and robust design.

QUICK ejection system
Tool-less blade change.

LED light
Illuminates cutting area.

Pendulum stroke
Adjustable to 4 stages.

Inclinable base plate
for up to 45° cuts. With base plate shoe protector for scratch free cutting on sensitive surfaces.



Rubber coated handle
Ergonomically designed for a sturdy and comfortable grip.

Powerful battery pack
Compatible with LT / LTX battery platforms PowerPlus 4.0Ah / PowerExtreme 4.0Ah.



On/off blowing unit/line clear
For a clear view of the blade and cutting line.

STA 18 LTX QUICK Li PowerExtreme Jigsaw

The STA 18 LTX QUICK is the newest addition to our 18V cordless family. With our 18V family one battery fits all! In addition to outstanding battery performance, the STA 18 LTX is an extremely robust machine. One very special feature is the Metabo QUICK blade change system with a hands free blade ejection mechanism, great for removal of hot blades. Of course the jigsaw is compatible with the full range of mains operated jigsaw accessories.

FEATURES	
18V Cordless Jigsaw	
2 x 4.0Ah Li PowerExtreme batteries	
ASC30 min Charger	
Strokes at no load: 0-2,700 rpm	
Saw blade stroke: 25 mm	
Pendulum stroke levels: 4	
Cutting depth Wood: 135 mm, Nonferrous metal 35 mm, Sheet steel 10 mm	
Weight: 2.8kg	



** There is plenty of power available for making deep cuts into solid hardwood, and all this power ensures that the cut is perfectly true and doesn't run off at an angle, as so often happens with cheaper underpowered tools.**

Alan Holtham, The Woodworker, July 2011



SSP (exc. VAT)	£325.00
SSP (inc. VAT)	£390.00
Order Number	602298610

! We cut through 41 metres of 19 mm chipboard on one battery charge!





EXTREME POWER.

LASTS LONGER.

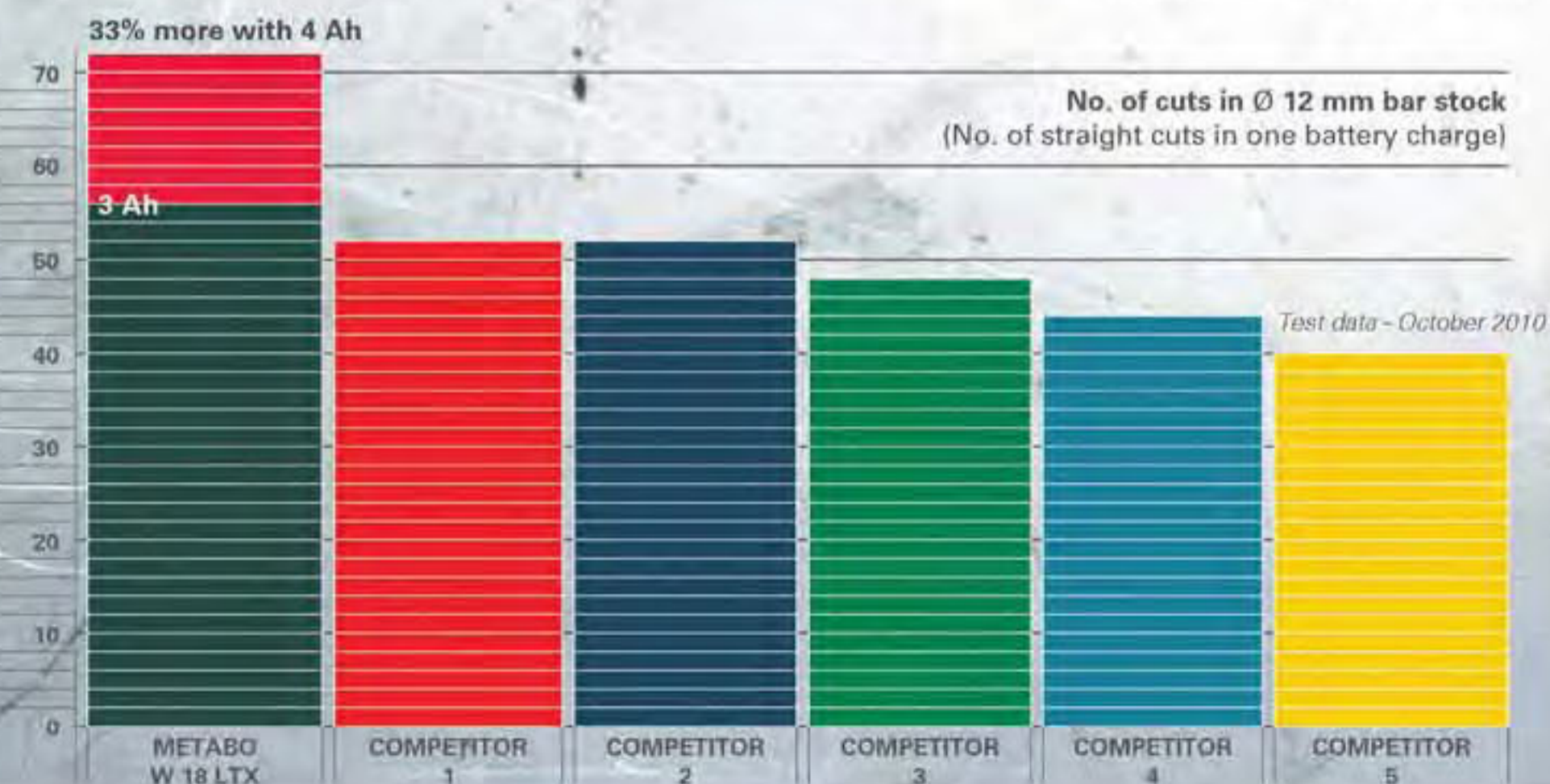
At Metabo we pride ourselves on the quality and performance of our angle grinders. We are extremely happy to be able to present to you what we think is the best cordless angle grinder on the market today, the new W 18 LTX. So powerful, that you can actually use it like an angle grinder. Confused?

Cordless grinders of old were only really good for one thing, cutting for short periods of time. With the new Metabo W 18 LTX we believe you can now start using your cordless angle grinder like you would actually use your normal corded grinder - simple really.

Metabo Flexirapid 0.8 mm slit discs.
*115 mm: 616208000. List £2.00 exc.VAT
125 mm: 616209000. List £2.20 exc.VAT

Metabo Novorapid 1.0 mm slit discs
115 mm: 616492000. List £1.26 exc.VAT
125 mm: 616493000. List £1.82 exc.VAT

Metabo Combinator 1.9 mm grinding and cutting discs.
115 mm: 616500000. List £2.91 exc.VAT
125 mm: 616501000. List £3.20 exc.VAT



Unique Thermal overload cut out
Thermal sensor directly on the motor. If the grinder gets too hot it will slow down and a red LED warning light will come on. When the grinder is cool again, the machine will rev back up to full speed. This helps prolong machine service life.

Easy Access Carbon Brushes
Self service, auto-stop carbon brushes.

Battery Charge Level Indicator
Helps you never run short of battery power.

Very slim motor housing
for ideal handling

Unique Detachable dust-filter
helps protect the motor against harmful abrasive particles.

Unique Rotatable battery pack
Helps you to gain access to tight, awkward spaces.

Overload cut out
If the grinder is put under too high a load it will stop. To make the grinder start again, turn it off then on. This helps prolong machine service life.

Very robust and wear-resistant motor

Quick Change disc guard (Twist-proof)
Quickly change guard position via thumb lever. No tools required.

Quick disc change
Metabo Quick nut for tool free disc change.



Ergonomic switch position
for easy operation.

W 18 LTX Li PowerExtreme Grinder

The W 18 LTX is so powerful, that you can actually use it like an angle grinder. Confused? Cordless grinders of old were only really good for one thing, cutting for short periods of time. With the new Metabo W 18 LTX we believe you can now start using your cordless angle grinder like you would actually use your normal corded grinder - simple really. The grinding discs mentioned on the previous page are suitable for work on steel as well as on stainless steel.

FEATURES	
18V Cordless Grinder	
2 x 4.0Ah Li PowerExtreme batteries	
ASC30 min Charger	
Grinding wheel: 115 mm or 125 mm	
No load speed: 8,000 rpm	
Spindle thread: M14	
VIBRATION READING ONLY: 115 mm - 4.0 m/s ² / 125 mm - 4.5 m/s ²	
Weight: 2.4 kg	

Available in
115 mm
or
125 mm

For longer battery life use the Metabo Combinator 1.9 mm discs when grinding, or the Novorapid 1.0 mm when cutting

Best on test!
The W 18 LTX made 73 cuts on one battery pack in 12 mm bar steel. That's more cuts per battery pack than any other pro grinder on the market today.



	115mm	125mm
SSP (exc. VAT)	£325.00	£325.00
SSP (inc. VAT)	£390.00	£390.00
Order Number	UK602174610	602174610





RC 14.4-18 Li Power Cordless Worksite Radio & Charger

Radio and battery charger in one! The NEW RC 14.4-18 produces a big, bold sound from its large front end driver, perfect for on-site use or in the workshop. Splash proof, dust proof and shock proof, this cordless radio and charger allows you to insert all 14.4V and 18V Li Power 'Compact,' 'Plus' and 'Extreme' battery platforms for up to 18 hours run-time*. This radio also acts as a battery charger when connected to the mains. Other features include 5 x FM and 5 x AM presets, alarm, LED light, AUX in jack, 3.6-4.8V DC out for mobile phone charging, AUX in and device storage with jack lead, 240V power take off and a 9-14V DC in so you can go mobile and run the radio off your car, caravan or boat power supply!
*24 hours when used with Metabo 18V 4.0 Ah LTX PowerExtreme batteries.



Listen to your own music as well as AM and FM radio stations. The media output with AUX cable has been designed to fit with MP3, CD and iPod® players making this a great all-round sound system. At the rear of the radio there is also a 'store & play' security compartment for all your media devices!

The RC 14.4-18 will run off all Metabo Li Power 'Compact,' 'Plus' & 'Extreme' battery platforms making this the perfect companion for your cordless machines. The cordless radio has an inbuilt ASC 30 min charger so you can charge your Metabo 'slide' batteries when connected to the mains.

FEATURES

- 14.4V - 18V Li power battery platforms
- Up to 24 hours run time (with 18V 4.0 Ah battery)
- Aux in for CD, MP3, iPod®, iPhone®
- 5 x AM and 5 x FM Presets
- 3.6-4.8V DC out
- 9-14V DC in
- 240V Power take off



SSP (exc. VAT)	£139.00
SSP (inc. VAT)	£166.80
Order Number	602106380

! NOTE: This machine does not come supplied with batteries.

1.5 Ah Compact Battery



ADD +

	List (exc. VAT)	Order Number
14.4 V	£69.99	625498000
18.0 V	£85.00	625499000

! Radio and battery charger in 1!



These kits are priced to offer you significant cost savings VS buying each item individually. This helps compensate for the initial outlay with substantial long term savings.



LTX 5 Li PowerExtreme 5 Piece Kit

FEATURES

SB 18 LTX Combi drill, SSD LTX Impact Driver, KSA 18 LTX Circular Saw, ULA 14.4 - 18 Work Light, ASE 18 LTX Reciprocating Saw

3 x 4.0Ah Li PowerExtreme Batteries

ASC 30+ Air-Cooled Diagnostic Charger

Heavy Duty Toolbag with Wheels

SSP (exc. VAT) £679.00

SSP (inc. VAT) £814.80

Order Number UK5PIECEKIT



LTX 2 Li PowerExtreme 2 Piece Kit

FEATURES

SB 18 LTX Combi drill, SSD LTX Impact Driver

2 x 4.0Ah Li PowerExtreme Batteries

ASC 30+ Air-Cooled Diagnostic Charger

Carry Case

SSP (exc. VAT) £335.00

SSP (inc. VAT) £402.00

Order Number 685014580



LTX 6 Li PowerExtreme 6 Piece Kit

FEATURES

SB 18 LTX Combi drill, SSD LTX Impact Driver, KSA 18 LTX Circular Saw, ULA 14.4 - 18 Work Light, ASE 18 LTX Reciprocating Saw, STA 18 LTX Jigsaw

3 x 4.0Ah Li PowerExtreme Batteries

ASC 30+ Air-Cooled Diagnostic Charger

Heavy Duty Toolbag with Wheels

SSP (exc. VAT) £769.00

SSP (inc. VAT) £922.80

Order Number UK6PIECEKIT



LTX 4 Li PowerExtreme 4 Piece Kit

FEATURES

SB 18 LTX Combi drill, SSD LTX Impact Driver, KSA 18 LTX Circular Saw, ULA 14.4 - 18 Work Light

3 x 4.0Ah Li PowerExtreme Batteries

ASC 30+ Air-Cooled Diagnostic Charger

Heavy Duty Toolbag with Wheels

SSP (exc. VAT) £529.00

SSP (inc. VAT) £634.80

Order Number UK4PIECEKIT



LTX 7 Li PowerExtreme 7 Piece Kit

FEATURES

SB 18 LTX Combi drill, SSD LTX Impact Driver, KSA 18 LTX Circular Saw, ULA 14.4 - 18 Work Light, ASE 18 LTX Reciprocating Saw, STA 18 LTX Jigsaw, W 18 LTX Angle Grinder

3 x 4.0Ah Li PowerExtreme Batteries

ASC 30+ Air-Cooled Diagnostic Charger

Heavy Duty Toolbag with Wheels

SSP (exc. VAT) £879.00

SSP (inc. VAT) £1054.80

Order Number UK7PIECEKIT



18V Carcasses (Can be used with Li PowerPlus or Li PowerExtreme batteries)



KSA 18 LTX Circular Saw Carcass

602268850	SSP inc. VAT	SSP inc. VAT
	£139.00	£166.80



BS 18 LTX Quick Drill/Driver Carcass

602109850	SSP inc. VAT	SSP inc. VAT
	£145.00	£174.80



SB 18 LTX Combi Carcass

602148850	SSP inc. VAT	SSP inc. VAT
	£145.00	£174.00



ASE 18 LTX Recip Saw Carcass

602269850	SSP inc. VAT	SSP inc. VAT
	£139.00	£166.80



1. W 18 LTX 115 mm Grinder Carcass
2. W 18 LTX 125 mm Grinder Carcass

1. 602170850	SSP inc. VAT	SSP inc. VAT
2. 602174850	£139.00	£166.80



STA 18 LTX Jigsaw Carcass

602298850	SSP inc. VAT	SSP inc. VAT
	£139.00	£166.80



SSD 18 LTX Impact Driver Carcass

602127850	SSP inc. VAT	SSP inc. VAT
	£139.00	£166.80



SSW 18 LTX Impact Wrench Carcass

602128850	SSP inc. VAT	SSP inc. VAT
	£139.00	£166.80



BHA 18 LTX SDS Hammer Drill Carcass

600203850	SSP inc. VAT	SSP inc. VAT
	£164.00	£196.80



ULA 14.4-18 Work Lamp
(Can be used with Li PowerCompact, Li PowerPlus or Li PowerExtreme batteries)

602311000	SSP inc. VAT	SSP inc. VAT
	£30.00	£36.00



RC 14.4-18 Cordless FM/AM Radio and Charger
(Can be used with Li PowerCompact, Li PowerPlus or Li PowerExtreme batteries)

602106380	SSP inc. VAT	SSP inc. VAT
	£139.00	£166.80



Metabo Heavy Duty Tool Bag (Large) with wheels

638531000	SSP inc. VAT	SSP inc. VAT
	£34.00	£40.80

18V 4 Ah 'Pick & Mix'

Buy a starter kit and a choice of carcasses to suit your applications. See your local dealer for details. Starter kit + 2 carcasses start from £383.29 exc. VAT (£459.95 inc. VAT)



For choice of carcasses see page 26.

FEATURES

- Trolley Work Bag
- Cordless Lamp ULA 14.4 - 18
- "AIR COOLED" Charger ASC 30
- 2 x Li-Ion battery packs "AIR COOLED" Extreme 18 V - 4.0 Ah

Order Number: UKSTARTERKIT



KHA 24 Li 3 function SDS Hammer Drill With CODE! Security Technology

The KHA 24 is one of the fastest, lightest and most technologically advanced cordless 28V SDS drills on the market. With Lithium-ion technology, metabo's CODE! secure system protecting against unauthorised use and VTC electronics. This German built machine has got it all.

FEATURES

- 28V Cordless SDS Hammer Drill
- 3 function gearbox: SDS, chisel and rotary
- 2 x 3.0Ah Li-ion batteries
- Speed at no load: 0-1,040 rpm
- Impact rate of 4,700 bpm
- Max impact energy (EPTA): 2.5J / 191J/s
- Capacity in concrete 20 mm, steel 13 mm, wood 22 mm
- Tri-axis vibration reading: 18 m/s² in accordance with EN6045-2-5
- Weight: 3.7 kg



"I have yet to find a surface which didn't instantly succumb to the power of its combined drill and hammer."
www.workshopwindow.com



SSP (inc. VAT)	£399.00
SSP (inc. VAT)	£478.80
Order Number	600190580



AHS 36 LTX Li PowerExtreme 'Compact' Hedge Trimmer

The NEW AHS 36 LTX is the newest addition to our ever growing 36V range. The hedge trimmer utilises the Metabo PowerExtreme battery platform and renowned drive train system, delivering unbeatable cutting performance and run time. The machine is capable of cutting branches up to 18 mm thick, and has blade length of 530 mm. Run times average at around 50 minutes. Like our corded hedge trimmers Metabo only use the best laser cut diamond ground blades for quick, clean cuts time and time again.

FEATURES	
36V Cordless Hedge Trimmer	
1 x 1.5Ah Li PowerExtreme batteries	
Run-Time: 50 mins	
Maximum Cutting Capacity: 18 mm	
Cutting length: 530 mm	
Weight: 3.9 kg	



Test data - August 2011



SSP (exc. VAT)	£259.00
SSP (inc. VAT)	£310.80
Order Number	602177000

! NOTE: This machine comes supplied with ONE battery only.

! Lightest in its class and longest run time in its class. (50 min) due to low friction blades. 20% more run time!



BHA 36 LTX Li PowerExtreme 'Compact' 2 Function SDS Hammer

The NEW BHA 36 LTX PowerExtreme SDS hammer is Metabo's first addition to the 36V lithium-ion class. It uses 1.5 Ah batteries positioning it in the 'compact class'. This cordless SDS has been designed to be light (only 3.0 kg), compact and fast. Best suited for drilling 5, 6, 8, 10, 12 mm holes (18 mm max in concrete), perfect for installing fixtures, fittings and anchors. Additional features include: a high speed pneumatic hammer mechanism delivering 4,900 bpm with a 1.8J blow force. Special high powered LTX 4-pole motor. A vibration reading of 12 ms², an ASC 15 minute charge, a large comfortable grip area, shoulder strap and the Metabo S-automatic mechanical safety clutch for machine and operator safety.

FEATURES	
36V Cordless Rotary Hammer	
2 x 1.5Ah Li PowerExtreme batteries	
No load speed: 0 - 1,200 rpm	
Max impact rate: 5,000 bpm	
Max impact energy (EPTA): 2.0J / 152J/s	
Drilling capacity in: Concrete 18 mm, Steel 10 mm, Wood 22 mm	
Tri axis vibration reading 12 ms ² in accordance with EN60745-2-6	
Weight: 3.0 kg	



SSP (exc. VAT)	£369.00
SSP (inc. VAT)	£442.80
Order Number	600206500

! Will drill 100 6 x 40 mm holes into concrete on one battery charge.



Battery Packs Lithium-ion



10.8V 1.5 Ah Li-maX 12	List (exc. VAT) £42.25	625439000	10.8V 3.0 Ah Li-maX 12	List (exc. VAT) £63.00	625436000	14.4V 1.5 Ah Li PowerCompact	List (exc. VAT) £69.99	625498000	18V 1.5 Ah Li PowerCompact	List (exc. VAT) £85.00	625499000
------------------------	------------------------	-----------	------------------------	------------------------	-----------	------------------------------	------------------------	-----------	----------------------------	------------------------	-----------



14.4V 4.0 Ah Li PowerExtreme	SSP (exc. VAT) £74.00	625526000	18V 4.0 Ah Li PowerExtreme	SSP (exc. VAT) £79.99	625527000	25.2 / 28V 4.0 Ah KHA 24 Li-ion / MAG 28 LTX 32	List (exc. VAT) £161.77	625437000	36V 1.5 Ah Li PowerExtreme (for 36V only)	List (exc. VAT) £150.63	625453000
------------------------------	-----------------------	-----------	----------------------------	-----------------------	-----------	---	-------------------------	-----------	---	-------------------------	-----------

Battery Chargers Air-Cooled



ASC 30 Minute Diagnostic Charger (for slide batteries)	List (exc. VAT) £40.66	240V - 627057000 110V - 627058000	ASC 15 Minute Diagnostic Charger (for slide batteries)	List (exc. VAT) £101.65	240V - 627293000	ASC 15 Minute Diagnostic Charger (for 36V only)	List (exc. VAT) £97.90	627292000	LC 40 Charger (for 10.8V maX12)	List (exc. VAT) £36.42	627066000
--	------------------------	--------------------------------------	--	-------------------------	------------------	---	------------------------	-----------	---------------------------------	------------------------	-----------

Bit Sets



	15 Piece Bit Set	26 Piece Bit Set	32 Piece Bit Set	56 Piece Bit Set	71 Piece Bit Set
Screwdriver bits, 25mm	14 pcs	18 pcs	30 pcs	48 pcs	60 pcs
Screwdriver bits, 75mm	-	-	-	7 pcs	9 pcs
Phillips	PH1/PH2	PH1/PH2/PH3	PH1/PH2x2/PH3	PH1x3/PH2x4/PH3x4	PH1x4/PH2x7/PH3x4
Pozidriv	PZ1/PZ2	PZ1/PZ2/PZ3	PZ1/PZ2x2/PZ3	PZ1x4/PZ2x4/PZ3x3	PZ1x4/PZ2x7/PZ3x3
Slotted	SL4/SL6	SL4/SL5.6/SL5.5	SL3/SL4/SL5/SL6	SL4x2/SL5x2/SL6x3	SL4x4/SL6x4
Torx	T10/T15/T20/T25/T30	T10/T15/T20/T25/T30	T10/T15/T20/T25/T27/T30/T40	T10x2/T15x2/T20x3/T25x3/T27x2/T30x2/T40x2	T10x3/T15x3/T20x4/T25x4/T27x3/T30x3/T40x3
Hexagon	H3/H4/H5	H3/H4/H5/H6	H3/H4/H5/H6	H3/H4/H5	H4x3/H5x3/H6x3
Torx Tamper	-	-	T10/T15/T20/T25/T27/T30/T40	T10/T15/T20/T25/T27/T30/T40	-
Spline Sockets	-	6,7,8,10,13mm	-	-	-
Extension	-	✓	-	-	✓
Adapter	-	1/4"	1/4"	-	-
Magnetic bit holder	✓	✓	✓	✓	✓
List (exc. VAT)	£17.12	£42.80	£24.61	£44.94	£53.50
Order number	630427000	630426000	630445000	630421000	630425000

Wood Drill Bit



8-piece, in small plastic case	List (exc. VAT) £14.39	5-piece, in small plastic case	List (exc. VAT) £9.06	18-piece assorted	List (exc. VAT) £16.60
Ø 3 / 4 / 5 / 6 / 7 / 8 / 9 / 10 mm	627202000	Ø 4 / 5 / 6 / 8 / 10 mm	627200000	Ø 3 / 4 / 5 / 6 / 8 / 10 (3x each)	627190000

Metal Drill Bits



HSS-G 13 piece metal	List (exc. VAT) £13.35	HSS-CO 13 piece metal	List (exc. VAT) £31.33	HSS-TiN 13 piece metal	List (exc. VAT) £16.08
Ø 1.5 / 2 / 2.5 / 3 / 3.2 / 3.5 / 4 / 4.5 / 4.8 / 5 / 5.5 / 6 / 6.5 mm	627096000	Ø 1.5 / 2 / 2.5 / 3 / 3.2 / 3.5 / 4 / 4.5 / 4.8 / 5 / 5.5 / 6 / 6.5 mm	627120000	Ø 1.5 / 2 / 2.5 / 3 / 3.2 / 3.5 / 4 / 4.5 / 4.8 / 5 / 5.5 / 6 / 6.5 mm	627176000

Chucks



Futuro Top, R quick action	List (exc. VAT) £46.63	Futuro Plus S2 M, R + L quick action	List (exc. VAT) £35.36	Futuro Plus S1 M, R + L quick action	List (exc. VAT) £27.56
1 - 13 mm / 1/2" - 20 UNF	636226000	1.5 - 13 mm / 1/2" - 20 UNF	636620000	1.5 - 13 mm / 1/2" - 20 UNF	636621000
Futuro Plus S1, R + L quick action	List (exc. VAT) £24.81	Geared Chuck with key, R + L	List (exc. VAT) £15.72	Geared Chuck with key, R + L	List (exc. VAT) £45.18
1.5 - 13 mm / 1/2" - 20 UNF	636617000	1.5 - 13 mm / 1/2" - 20 UNF	635250000	3 - 16 mm / 5/8" - 16 UNF	635253000



MAXIMUM FORCE

SBE IMPACT RANGE

The number of jobs you can do with an impact drill is vast. Whether you are drilling concrete or steel, driving screws or hole-saws, stirring plaster or paint, with a Metabo impact drill you can be confident you are working with unrivalled precision. This is ensured by an all metal 2-speed gear box with infinitely variable speed control.

For the daily jobs of the engineer or the on site contractor all Metabo impact drills are equipped with a

robust aluminium gear housing and a powerful, long life Metabo Marathon motor. The new sleek, ergonomic design ensures you receive a well balanced, comfortable machine. A mechanical safety clutch is fitted as standard to the 710 W and above machines.

In addition we have developed a cable ball joint to help protect against twisting and aid ease of movement on the job site. All these advantages prove: You can always

expect more from the company who put the impact drill into worldwide mass-production back in 1957. The robust 2-speed gear box and the variable speed control unit turn the new Metabo impact drills into the universal partner for demanding drilling jobs in wood and metal.

Go for our 1,000 watt models to handle tough jobs such as driving large assy screws into timber frames or large diameter holesaws through plywood.

At Metabo we sometimes do things a little different. We do not always just follow the crowd and some would say we are known for 'going our own way'. The SBE 900 Impuls is such an example. A completely unique impact drill on the market with a 900 Watt motor, delivering an impressive 59,000 bpm, a high no-load speed of 31,000 rpm and an impressive torque rating of 38 Nm.

Variable Impuls dial - (Pulse boost function.)
(SBE 900 Impuls only.)

Fantastic for thread tapping, removing difficult/rusted fixings, drilling into polished steel pipe, drilling into tiles.

Extremely resilient gear housing
made of die-cast aluminium for optimal strength and motor cooling.

Long twist proof support handle
helps you work safely. With secure 'lock & slide' function.



Vario-Tacho-Constamatic (VTC / VC)
full-wave electronics for infinitely variable speed control. Set your required speed and let the electronics maintain that speed, even under heavy loading. (VC on SBE 900.)



Robust Metabo Marathon Motor
for extra long service life.

Forward and Reverse.
100% performance even in reverse rotation due to rotating carbon brush bridge.

Cable-protecting ball joint
for increased cable life and improved on-site freedom of movement.

Metabo S-automatic torque limiting clutch:
to limit any sudden reverse torque that can occur if tools jam or get caught.



Pictured above SBE 900 Impuls

SBE 701 SP Impact Drill

The SBE 701 SP is a pro level impact drill with a 710 Watt motor. It comes packed with all the essential features required for most drilling and driving work. These include a high blows per minute rating of 59,000 bpm for fast hole shooting up to 20 mm in concrete. A strong aluminium die cast gear housing with mechanical safety clutch for machine and operator safety. A two speed gear box and impact or rotary only modes. A pro end Futuro Plus S2 double sleeve keyless chuck. A variable speed trigger with speed dial for precise speed selection. Metabo long life Marathon Motor with auto-stop carbon brushes. With 43 mm collar so can be used in pillar drill stands.

FEATURES	
Rated input power:	710 Watt
No-load speed:	0-1,000/0-3,100 rpm
Torque:	28/12 Nm
Max. impact rate	59,000 bpm
Drill diameter in Concrete:	20 mm, Steel: 13/8 mm, Soft wood: 40/25 mm
Quick-action keyless chuck futuro Plus.	
Tri axis vibration reading	18 m/s ² in accordance with EN60745-2-1
Weight without mains cable:	2.5 kg



SSP (exc. VAT)	£125.00
SSP (inc. VAT)	£150.00
Order Number	110V - 600862880 240V - 600862870

! Packed with all the essential features the pro needs, this machine represents tremendous value.



SBE 1100 PLUS Impact Drill

The SBE 1100 Plus is Metabo's top of the range impact drill with a 1,100 Watt motor. With more torque and more blows per minute, the SBE 1100 Plus outperforms all other machines in the current 1,000 Watt class, even those with up to 1,300 Watt motors. Features include: VTC electronics for speed stabilisation under heavy loading. Overload protection, re-start protection, carbon brush wear indicator. A strong aluminium die cast gear housing with mechanical safety clutch for machine and operator safety. A two speed gear box and impact or rotary only modes. A pro end Futuro Top double sleeve keyless chuck. A variable speed trigger with speed dial for precise speed selection. Metabo long life Marathon Motor with auto-stop carbon brushes. With 43 mm collar so can be used in pillar drill stands.

FEATURES	
Rated input power:	1,100 Watt
No-load speed:	0-900/0-2,800 rpm
Torque:	44/16 Nm
Max. impact rate	53,000 bpm
Drill diameter in Concrete:	20 mm, Steel: 16/8 mm, Soft wood: 40/25 mm
Quick-action keyless chuck futuro top	
Tri axis vibration reading	18 m/s ² in accordance with EN60745-2-1
Weight without mains cable:	2.8 kg



SSP (exc. VAT)	£169.00
SSP (inc. VAT)	£202.80
Order Number	110V - 600867610 240V - 600867590

! Very high 44 Nm of torque. Great for tough jobs! Drive augers, assy screws, large hole-saws or even stir plaster with this machine.



SBE 900 IMPULS Impact Drill

The SBE 900 Impuls delivering fast impacts of 59,000 bpm, a high no-load speed of 3,100 rpm and an impressive torque rating of 38 Nm. With its unique impuls technology the SBE 900 Impuls is able to cover 90% of jobs on the worksite. Features include: VC electronics for speed stabilisation under moderate loading. A strong aluminium die cast gear housing with mechanical safety clutch for machine and operator safety. A two speed gear box and impact or rotary only modes. A pro end Futuro Plus S2 double sleeve keyless chuck. A variable speed trigger with speed dial for precise speed selection. Metabo long life Marathon Motor with auto-stop carbon brushes. With 43 mm collar so can be used in pillar drill stands.

FEATURES	
Rated input power:	900 Watt
No-load speed:	0-1,000/0-3,100 rpm
Torque:	38/14 Nm
Max. impact rate	59,000 bpm
Drill diameter in Concrete:	20 mm, Steel: 13/8 mm, Soft wood: 40/25 mm
Tri axis vibration reading	18 m/s ² in accordance with EN60745-2-1
Weight without mains cable:	2.7 kg



SSP (exc. VAT)	£147.00
SSP (inc. VAT)	£176.40
Order Number	110V - 600865610 240V - 600865590

! Use the variable inputs dial - pulse function, for thread tapping, removing difficult/rusted fixings, drilling into polished steel pipe, drilling into tiles.



Masonry Drill Bits



Ø 4 / 5 / 6 / 8 / 10 mm	List (exc. VAT) £7.54
627192000	



Ø 3 / 4 / 5 / 6 / 7 / 8 / 9 / 10 mm	List (exc. VAT) £11.96
627193000	

Concrete Drill Bits



Ø 4 / 5 / 6 / 8 / 10 mm	List (exc. VAT) £6.85
627180000	



Ø 4 / 5 / 6 / 8 / 10 mm	List (exc. VAT) £16.03
627181000	



Ø 3 / 4 / 5 / 6 / 7 / 8 / 9 / 10 mm	List (exc. VAT) £11.96
627182000	



BE 6 Bench Top Drill With Metal Geared Chuck

The replacement for the BE 4006. You told us that you wanted it smaller, lighter, better suited for one-handed use and more affordable – we have ticked all the boxes! The BE 6 also comes with the benefit of a more powerful motor, up 50 Watts to a 450 W unit. With a 10 mm all metal geared chuck this bench top drill is perfectly suited for accurate high speed drilling work in metal or aluminium up to Ø6 mm.

FEATURES	
Rated input power	450W
Speeds at no load	0-4,000 rpm
Speed at rated load	2,200 rpm
Torque	7 Nm
Drill Ø : Steel	6 mm, Wood 12 mm
Weight (excluding mains lead)	1.1 kg

SSP (exc. VAT)	£59.00
SSP (inc. VAT)	£70.80
Order Number	240V - 600132000 110V - 600132420



BE 75-16 Compact High Torque Rotary Drill

The BE 75-16 is the replacement of the popular BE 622. This machine steps up a gear delivering an impressive 75 Nm of torque, 40 Nm more than its predecessor. This enters the machine into a new realm, allowing you to tackle high load applications normally thought unsuitable for such a compact machine. Driving long assy screws, torque screws, augers bits, forstner bits, hole saws, or simply stirring plaster. This drill can do it. Comes with variable speed trigger, long torque handle and S-automatic mechanical clutch for machine and operator safety.



FEATURES	
Rated input power	750W
Speeds at no load	0-660 /min
Torque	75 Nm
Collar diameter	43 mm
Chuck capacity	1.5-13 mm
Drill Ø: Steel	16 mm, wood 50 mm
Weight (excluding mains lead)	2.3 kg



Rotary only drills come into their own when precision drilling is required. Because the spindle is solidly mounted inside a bearing there is no free float. This guarantees a very smooth running accuracy, especially perfect for metal drilling.

In the Metabo range they are typically high powered, high torque machines, capable of dealing with tough applications.

By fitting the right angle attachment (631078000) you can change your drill into a high powered angle drill with 13 mm chuck capacity. Ideal for drilling between joists when laying piping or wiring looms.

Metabo Angle Attachment, fits any drill with a 43 mm collar.

Part Number: 631078000
List: £131.17 exc. VAT



High torque
Up to 75 Nm.

Special gearbox
Triple reduced for maximum torque.

Safety clutch
For machine and operator safety.

Long additional handle
For added support when dealing with high load applications.

Light and compact
Only 2.3 kg.

Compact and short in length!
Only 295 mm long!

Pictured above BE 75-16

	MACHINE ONLY	MACHINE, METABOX & ANGLE ATTACHMENT
SSP (exc. VAT)	£184.00	£239.00
SSP (inc. VAT)	£220.80	£286.80
Order Number	110V - 600580390 240V - 600580000	110V - UK600580390 240V - UK600580000

Huge 75 Nm output, and only 295 mm in length!





WBE 700 Angle Drill

High powered 705W Angle Drill with 10mm geared chuck and variable speed thumb wheel for pre-selection of speed. The WBE 700 is particularly useful for drilling holes in floor and roofing joists in preparation for laying wiring looms or copper/PVC pipe.

FEATURES	
Rated input power	705W
Speeds at no load	850 - 2.050 rpm
Speed at rated load	1.500 rpm
Torque	8 Nm
Spindle thread	1/2"-20 UNF
Chuck capacity	1-10 mm
Drill diameter: Steel	10 mm,
softwood	25 mm
Weight (excluding mains lead)	1.8 kg



SSP (exc. VAT)	£179.00
SSP (inc. VAT)	£214.80
Order Number	240V - 600512000

! Market leading 705W motor ideal for joist work. Cordless alternative available. See page 15

RWE 1100 Stirrer Inc. Paddle

High powered machine ideal for stirring and mixing plaster, paint etc. Safety clutch for machine and operator safety. Full range of Metabo accessories with M14 thread available. With variable speed soft start trigger for pre-selection of speed. Includes paddle: 631964000.

FEATURES	
Rated input power	1,100W
Speeds at no load	0-700 rpm
Speed at rated load	480 rpm
Torque	45 Nm
Maximum stirring paddle Ø	160 mm
Collar diameter	43 mm
Bit retainer	M14 female thread
Includes free 130 mm paddle with bottom to top mixing effect	
Quick change adapter shown on machine not supplied as standard	
Weight (excluding mains lead)	3.4 kg

631953000	130 mm top-bottom paddle	SSP (exc. VAT) £45.85
631954000	160 mm top-bottom paddle	SSP (exc. VAT) £54.91
631964000	130 mm bottom-top paddle	SSP (exc. VAT) £45.85
631965000	160 mm bottom-top paddle	SSP (exc. VAT) £54.91
631966000	Quick adapter	SSP (exc. VAT) £23.62

SSP (exc. VAT)	£209.00
SSP (inc. VAT)	£250.80
Order Number	110V - UK601111390 240V - UK601111380



BDE 1100 High Torque Rotary Drill with optional 3/5 pcs diamond core set

The BDE 1100 is a high torque rotary drill with variable speed that is great for high load applications. Capable of drilling up to 40 mm in wood or 16 mm in metal this machine also has the power to easily drive 300 mm long screws flush through wooden beams. As an option we have it with the popular 5 or 3 piece diamond core sets which offer you a fantastic package saving. The cores are designed with a diamond impregnated serrated tooth pattern for quick clean cuts and an outer spiral flute which helps clear cutting debris from the cutting face allowing for faster, snag free holes. The 5 Piece core kit includes Ø 38 mm, Ø 52 mm, Ø 65 mm, Ø 117 mm, Ø 127 mm cores with an SDS Plus adaptor, Hex adaptor, extra long 250 mm extension bar, Pilot drill bit and drift key. The 3 Piece core kit includes Ø 38 mm, Ø 52 mm, Ø 117 mm cores with an 250 mm SDS Plus adaptor, 250 mm long Hex adaptor, Pilot drill bit and drift key.



FEATURES	
Rated input power	1,100W
Speeds at no load	0-640/0-1.200 rpm
Torque	55/22 Nm
Collar diameter	43 mm
Spindle thread	5/8"-16 UNF
Chuck capacity	3-16 mm
Drill Ø: Steel	16/10 mm, wood 40/25 mm
Weight (excluding mains lead)	3.8 kg

! 55 Nm of soft driving torque will help drive some of the largest bits available.

! Tests have shown that Metabo diamond cores are amongst the fastest and longest lasting cores on the market today. With 9 mm serrated diamond-impregnated tooth segments for rapid cuts. Outer core spirals, for fast cuts, aid dust clearance.

	MACHINE & 5 PIECE KIT	MACHINE & 3 PIECE KIT	MACHINE ONLY
SSP (exc. VAT)	£369.00	£309.00	£269.00
SSP (inc. VAT)	£442.80	£370.80	£322.80
Order Number	110V - UK600806391 240V - UK600806381	110V - UK600806392 240V - UK600806382	110V - 600806390 240V - 600806380

WORLD FIRST!

CORDLESS MAG CORE DRILL



HSS CORE CUTTER "RAPID CUT"

Uniquely economical!
30% faster drilling speed giving 50% more holes per battery pack than standard cores thanks to special Metabo thin walled cores. Up to 15 x Ø18 mm holes, 50 mm deep possible per battery pack in standard steel. Number of holes dependant on hardness of metal, diameter of cutter and depth of bore.

NEW!

RAPID CUT!

Integrated coolant tank

Optimal cooling for horizontal and vertical drilling work.

Storage for the second battery pack:

The extra battery pack is always on hand, particularly advantageous when working at great heights (on ladders, scaffolding etc).

Adjustable permanent magnetic force:

The hold force from the permanent magnet is completely independent from the battery supply. With hold force display, the magnet is easily adjustable allowing you to position the drill perfectly to your centering point.



Powerful Gearbox:

Mechanical two-speed oil-immersed gearbox for optimum torque and long service life.

Locking option for the drill slide at the touch of a button:

prevents the drill motor from running downwards when changing cores/drill bits/taps etc.

MK tool chuck:

For additional fitment of tools like HSS spiral drills, countersink bits and tapping cutters.



MAG 28 LTX 32 Li PowerExtreme Cordless Magnetic Core Drill

The NEW cordless MAG 28 LTX 32 is totally unique to Metabo. An absolute word first that clearly highlights our expertise at creating problem solving solutions through innovation for the needs of industry. With the NEW MAG 28 LTX 32 you are no longer restricted by a cable allowing you complete freedom of position absolutely anywhere! The strong permanent magnet allows for safe working in either horizontal or vertical positions, even when working overhead. The proven LTX motor with a two speed gear box, with forward drive combined with overload protection ensures absolutely perfect holes. Whether you are working on wind turbines, bridges, stadiums, within a ships hull or on power lines the MAG 28 LTX 32 offers you a safe, precise, mobile solution for steel workers everywhere.

FEATURES

25.2 / 28V Cordless MAG Drill
2 x 3.0Ah Li PowerExtreme batteries
ASS15 min Charger
No load speed: 380 / 680 rpm
Max drilling depth: 50 mm
Max stroke of magnetic stand: 160 mm
Tool holder: morse taper MK 2, weldornschaft 19 mm (3/4")
Drills: Core drill 32 mm, Twist drill 13 mm
Magnetic foot dimensions: 70 x 190 mm
Height (bottom/top): 455 / 615 mm
Weight (inc. battery) 14.5 kg

SSP (exc. VAT)	£1,499.00
SSP (inc. VAT)	£1,798.80
Order Number	600334500



! Up to 15 x Ø18 mm holes, 50 mm deep possible per battery pack in standard steel.

! Comes with v-sole plate allowing you to core through pipe which are min Ø90 mm.




MAG 32 Magnetic Core Drill

The MAG 32 uses a 1,010W motor to enable cuts up to Ø 32 mm using HSS or TC core cutters. A tough motor and gearbox design delivers a no load speed of 700 rpm and a 160 mm stroke. This single speed machine has clockwise only rotation. The MAG 32 is a compact unit, ideal for mobile drilling operations.

FEATURES	
Rated input power:	1,010 W
No load speed:	700 rpm
Max. drilling depth:	50 mm
Max stroke:	160 mm
Thread cutting:	n/a
MAG base dimensions:	84 x 168 mm
Bit retainer:	Weldon shaft 19 mm (3/4")
Max. drilling Ø - Core drill bits:	32 mm
Spiral drill bits:	13 mm
Weight:	11 kg



SSP (exc. VAT)	£569.00
SSP (inc. VAT)	£682.80
Order Number	110V - 600330610 240V - 600330500



To fit a drill chuck to this machine you will need Weldon 19 mm to 1/2" UNF adaptor (626611). This machine comes fitted with a 19 mm Weldon shaft so you can mount your HSS or TC core cutters direct onto the arbor.



MAG 50 Magnetic Core Drill

The MAG 50 uses a 1,200W motor to enable cuts up to Ø 50 mm using HSS or TC core cutters. Through a two-speed oil filled gearbox a speed range of between 100-250 rpm and 200-450 rpm can be chosen. Lower speeds are required for use with larger diameter cores. The working range of the MAG 50 makes it the machine of choice for the majority of on / off-site jobs.

FEATURES	
Rated input power:	1,200 W
No load speed:	1.gear: 100-250 rpm 2.gear: 200 - 450
Max. drilling depth:	50 mm
Max stroke:	160 mm
Thread cutting:	M 16
MAG base dimensions:	84 x 168 mm
Bit retainer:	Morse taper MK 2, Weldon shaft 19 mm (3/4")
Max. drilling Ø - Core drill bits:	50 mm
Spiral drill bits:	20 mm
Weight:	13 kg



SSP (exc. VAT)	£799.00
SSP (inc. VAT)	£958.80
Order Number	110V - 600331610 240V - 600331500




To fit a drill chuck to this machine you will need an MK2 to B12/B16/B18/J6 chuck arbor. For example MK2 to B16 arbor (635115) will fit geared chuck B16 (635050).



ROTARY HAMMERS

2, 3 & 4 FUNCTION SDS+ & MAX



**IMPRESSIVE
POWER**

HAMMER DRILL RANGE

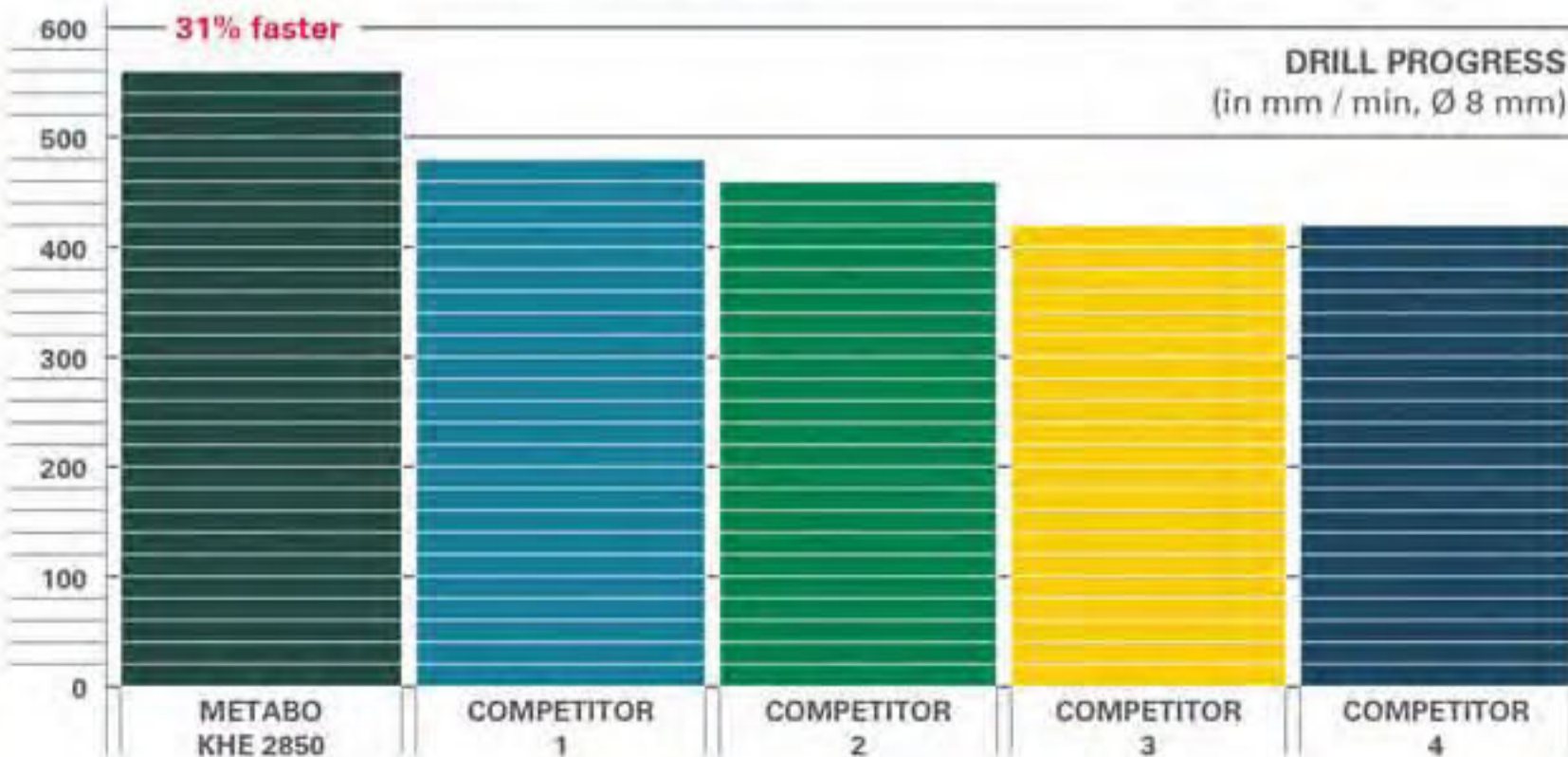
**HAMMER DRILL
RANGE FROM
METABO.**

KHE 2850 FEATURED.



Whether you are working with SDS hammer mode, drilling steel or chiselling out channels, certain applications in the building trade can be tough work. At Metabo we say construction is our passion, our passion to make high performance machines that make work easier. With such high performance machines we know we can increase your productivity - we've tested it. A new gearbox design precisely mounted on a tough aluminium housing delivers new power transmission standards. **Take the new KHE 2850, tests have shown it to be up to 31% faster than comparable machines from other brands.**

- Safety clutch**
For machine and user safety
- VTC electronics**
For constant speed under heavy loads
- Clockwise-anticlockwise switch over**
with carbon brush bridge: for the same power in clockwise and anticlockwise rotation
- Metabo QUICK chuck replacement**
For fast and efficient change of application.
- Power lock-on button**
trouble free chiselling in continuous operation
- Handle and depth stop**
Ergonomically designed handle with new quickly adjustable drilling depth stop
- Function change over switch**
3 Functions: hammer drilling, drilling without impact and chiselling - Position N for setting 30 chisel positions
- Hammer mechanism**
Precision mounted for high performance in an aluminium alloy housing
- Cable-protecting ball joint**
for increased cable life and improved on-site freedom of movement



Test data - April 2011



The NEW PlusBox is an additional compartment that attaches to the NEW Metabo carry cases. Useful for holding screws, bits, chisels, safety glasses, gloves, chucks and even your lunch! This is available as an accessory. Keep your eyes peeled for upcoming deals!



JOULE RATINGS FOR METABO HAMMERS NOW IN ACCORDANCE WITH THE NEW 'EPTA' TESTING STANDARDS AS OF 01/01/2011

JOULE RATINGS FOR METABO HAMMERS NOW IN ACCORDANCE WITH THE NEW 'EPTA' TESTING STANDARDS AS OF 01/01/2011

BHE 2243 2 Function SDS+ Drill

The BHE 2243 with SDS Hammer and Rotary Only function is a light SDS hammer with an incredibly fast hammer action. Its primary function is for drilling holes in concrete from 5 to 12 mm in diameter, but it can cope comfortably with holes up to 22 mm in diameter. Features include high performance hammer action, strong aluminium gear box for increased reliability and service life, safety clutch for machine and operator safety, forward and reverse action with carbon brush change over and variable speed trigger. This machine comes with a fixed SDS chuck.

FEATURES	
Rated input power	800W
No load speed	1150 rpm
Max impact rate	5,400 bpm
Max impact energy (EPTA):	2.3J / 166J/s
Drilling capacity in Concrete	22 mm, Steel 13 mm, Wood 30 mm
Tri axis vibration reading	13.5 m/s ² in accordance with EN60745-2-6
Weight (excluding mains lead)	2.5 kg

SSP (exc. VAT)	£125.00
SSP (inc. VAT)	£150.00
Order Number	240V - 604480000

! All new Metabo 2011 SDS drills are tested to the new international recognised EPTA Joules testing standard. When comparing manufacture's joule ratings make sure they are tested to the new 2011 EPTA testing standard.



KHE 2443 3 Function SDS+ Drill

The KHE 2443 with SDS Hammer, Rotary Only and Chisel function is a light SDS combination hammer with an incredibly fast hammer action. Its primary function is for drilling holes in concrete from 5 to 14 mm in diameter, but it can cope comfortably with holes up to 24 mm in diameter. Features include high performance hammer action, strong aluminium gear box for increased reliability and service life, safety clutch for machine and operator safety, forward and reverse action with carbon brush change over and variable speed trigger. This machine comes with a fixed SDS chuck.

FEATURES	
Rated input power	800W
No load speed	1150 rpm
Max impact rate	5,400 bpm
Max impact energy (EPTA):	2.3J / 166J/s
Drilling capacity in Concrete	24 mm, Steel 13 mm, Wood 30 mm
Tri axis vibration reading	14 m/s ² in accordance with EN60745-2-6
Weight (excluding mains lead)	2.5 kg

SSP (exc. VAT)	£139.00
SSP (inc. VAT)	£166.80
Order Number	110V - 600597390 240V - 600597380

! Grease up the shank end of your SDS bits and inside the chuck to help ensure you always achieve maximum drilling performance from your drill. Metabo Grease available as an accessory, Part Number: 631800000



KHE 2650 & KHE 2850 3 Function SDS + Drills Inc. 3 Jaw Chuck

The KHE 2650 with SDS Hammer, Rotary Only and Chisel function is a heavy duty SDS combination hammer with an incredibly fast hammer action. Its primary function is for drilling holes in concrete from 5 to 20 mm in diameter, but it can cope comfortably with holes up to 26 mm in diameter. Features include a high blow force hammer mechanism, a strong aluminium gear box for increased reliability and service life, safety clutch for machine and operator safety, forward and reverse action with carbon brush change over, VC electronics for constant speed under moderate loading, variable speed trigger. This machine comes with a quick release SDS chuck and a quick change keyless 3-jaw chuck.



SPECIFICATIONS	KHE 2650	KHE 2850
Rated input power	850W	1,010W
No load speed	930 rpm	945 rpm
Max impact rate	4,300 bpm	4,400 bpm
Max impact energy (EPTA)	2.3J / 154J/s	2.8J / 207J/s
Drilling capacity in concrete	26 mm	28 mm
Drilling capacity in steel	13 mm	13 mm
Drilling capacity in wood	28 mm	28 mm
Tri axis vibration reading	14 m/s ² in accordance with EN60745-2-6	14 m/s ² in accordance with EN60745-2-6
Weight (excluding mains lead)	3.2 kg	3.2 kg
SSP (exc. VAT)	£179.00	£199.00
SSP (inc. VAT)	£214.80	£238.80
Order Number	110V - 600658390 240V - 600658000	110V - 600656390 240V - 600656000

JOULE RATINGS FOR METABO HAMMERS NOW IN ACCORDANCE WITH THE NEW 'EPTA' TESTING STANDARDS AS OF 01/01/2011

JOULE RATINGS FOR METABO HAMMERS NOW IN ACCORDANCE WITH THE NEW 'EPTA' TESTING STANDARDS AS OF 01/01/2011



4 FUNCTION SDS

MULTI HAMMER

ROTARY, HAMMER, CHISEL, CORE DRILL...

UHE 2650 4 Function SDS+ Drill Inc. 3 Jaw Chuck

The UHE 2650 is a special multi SDS Hammer with a four function gear box. With SDS Hammer, Rotary Only gear 1 (low speed, high torque), Rotary Only gear 2 (high speed drilling) and Chisel function this machine is a true multi-tasking work-horse. Its primary function is for drilling holes in concrete from 5 to 20 mm in diameter, but it can cope comfortably with holes up to 26 mm in diameter. Features include a high blow force hammer mechanism, a strong aluminium gear box for increased reliability and service life, safety clutch for machine and operator safety, forward and reverse action with carbon brush change over, VTC electronics for constant speed under heavy loading, variable speed trigger. This machine comes with a quick release SDS chuck and a quick change keyless 3-jaw chuck.

FEATURES	
Rated input power	1,010W
No load speed	950 rpm
Max impact rate	4,400 bpm
Max impact energy (EPTA)	2.7J / 200J/s
Drilling capacity in Concrete	28 mm, Steel 13 mm, Wood 28 mm
Tri axis vibration reading	14 m/s ² in accordance with EN60745-2-6
Weight (excluding mains lead)	3.4 kg
SSP (exc. VAT)	£225.00
SSP (inc. VAT)	£270.00
Order Number	110V - 600952390 240V - 600952390



STOP SAFETY CLUTCH CARRY CASE VTC 4 GEARS

KHE 32 3 Function SDS+ Drill With CODE! Security Technology Inc. 3 Jaw Chuck

KHE 32 with 3 function gearbox: SDS, chisel and rotary. Variable speed trigger, VTC electronics for constant speed control under load, CODE! protection against theft and unauthorised use. Metabo Safety Clutch. The mechanical clutch slips when a disc/bit jams protecting machine and user from sudden machine kick back.

FEATURES	
Rated input power	900W
No load speed	0-780 rpm
Max impact rate	3,800 bpm
Max impact energy (EPTA)	2.7J / 153J/s
Collar diameter	50 mm
Drilling capacity in Concrete with hammer drill bits	32 mm, SDS plus, Masonry with core bits 80 mm
Tri-axis vibration reading	18m/s ² in accordance with EN60745-2-6
Weight (excluding mains lead)	3.5 kg
SSP (exc. VAT)	£308.29
SSP (inc. VAT)	£369.95
Order Number	240V - 600332000



Code Key not supplied as standard.
Order No. 623127000
List £41.73 exc. vat

STOP SAFETY CLUTCH VTC 3 GEARS CODE! SECURITY SYSTEM CARRY CASE MARATHON MOTOR

MHE 56 SDS MAX Chipping Hammer

The range of Metabo heavy duty SDS Max hammers have been designed to work in the most demanding of working environments day in day out. Be it for gas, water or air con installation, demolition work or general refurbishment work these machines have the power and features to get the job done without complication.

FEATURES	
Rated input power	1,300W
Max impact rate	2,850 bpm
Max impact energy (EPTA)	8.5J / 402J/s
VTC Electronics	Brush wear display, Lock switch, cut-off carbon brushes
Magnesium die-cast gear housing	
Tri-axis vibration reading	11.3m/s ² in accordance with EN60745-2-6
Weight (excluding mains lead)	5.7 kg
SSP (exc. VAT)	£439.00
SSP (inc. VAT)	£526.80
Order Number	110V - 600366390 240V - 600366000



SDS MAX HAMMERS VTC MMVT METABO VIBRATION TECHNOLOGY CARRY CASE

JOULE RATINGS FOR METABO HAMMERS NOW IN ACCORDANCE WITH THE NEW 'EPTA' TESTING STANDARDS AS OF 01/01/2011

JOULE RATINGS FOR METABO HAMMERS NOW IN ACCORDANCE WITH THE NEW 'EPTA' TESTING STANDARDS AS OF 01/01/2011

KHE 56 SDS MAX Combination Hammer

Common features for the Metabo SDS Max range include: high performance hammer mechanisms, all metal gear boxes, tough ergonomic housing designs and Metabo's MVT active vibration dampening technology which helps keep vibration levels down to a minimum. All machines are backed up with Metabo's three year warranty if registered online within 4 weeks of purchase.



FEATURES	
Rated input power	1,300W
Speed at rated load	0-450 rpm
Max impact rate	2,840 bpm
Max impact energy (EPTA)	8.5J / 402J/s
Drill Ø: SDS Bits	45 mm / Core: 100 mm
Tri-axis vibration reading	11.5m/s ² in accordance with EN60745-2-6
Weight (excluding mains lead)	6.7 kg

SSP (inc. VAT)	£479.00
SSP (inc. VAT)	£574.80
Order Number	110V - 600340390 240V - 600340000



MHE 96 SDS MAX Breaker

Metabo VibraTech (MVT) uses an integrated dampening system on the handles to help reduce vibration levels and therefore help lessen the impact on joints. The additional side handle can be positioned in three places. The adjustable front handle can be rotated 360°, in conjunction with the long, slim design this aids comfort and safety when working in a horizontal or upright position.



FEATURES	
Rated input power	1,600W
Max impact rate	1,950 bpm
Max impact energy (EPTA)	20J / 658J/s
Brush wear display, Lock switch, cut-off carbon brushes,	
Tri-axis vibration reading	11m/s ² in accordance with EN60745-2-6
Weight (excluding mains lead)	11 kg

SSP (inc. VAT)	£599.00
SSP (inc. VAT)	£718.80
Order Number	110V - 600396390 240V - 600396000



KHE 76 SDS MAX Combination Hammer

The KHE 76 is a high performance, hard-hitting SDS Max machine. Coupled with the latest vibration reduction technology, the key here is that this machine allows you to work quickly and safely*. Comes with a two function gear box for hammer drilling and chiselling. Suitable for medium to heavy-duty breaking. *Please refer to HSE website for details on safe permissible trigger time for this machine, www.hse.gov.uk/vibration/hav/vibrationcalc.htm



FEATURES	
Rated input power	1,500W
Speed at rated load	0-300 rpm
Max impact rate	2,735 bpm
Max impact energy (EPTA)	11.9J / 542J/s
Drill Ø: SDS Bits	52 mm / Core - 150 mm
Tri-axis vibration reading	9.7m/s ² in accordance with EN60745-2-6
Weight (excluding mains lead)	8.4 kg

SSP (inc. VAT)	£625.00
SSP (inc. VAT)	£750.00
Order Number	110V - 600341390 240V - 600341000



KHE 96 SDS MAX Combination Breaker

The KHE 96 has all the features and benefits of the MHE 96 but with the added benefit of a two function gear box. This gives you the power of a dedicated breaker and a high capacity drill in one. In addition to the VibraTech handle, this machine also has an active vibration dampening system in the rear handle. Less vibration, less fatigue, more protection for the user.




FEATURES	
Rated input power	1,700W
Speed at rated load	125-250 rpm
Max impact rate	1,950 bpm
Max impact energy (EPTA)	20J / 658J/s
Drill Ø SDS Bits	50 mm, Core-150 mm
Tri-axis vibration reading	12.4m/s ² in accordance with EN60745-2-6
Weight (excluding mains lead)	11.8 kg

SSP (inc. VAT)	£669.00
SSP (inc. VAT)	£802.80
Order Number	110V - 600596390 240V - 600596000



WORLD LEADING ANGLE GRINDERS

People who use angle grinders everyday are all too familiar with equipment vibration and in many aspects are aware of its effect on their health. The Metabo Autobalance system now uses auto-balancing technology to help reduce the level of vibration users can be exposed to. From compact models up to large grinders, we now have the widest range of low vibration grinders on the market.



THE HEART OF A METABO!

Metabo Marathon Motor

The Metabo Marathon Motor with coil guard is an expertly machined and balanced motor using high grade coppers and steels which increase efficiency and provide optimum performance. Thick resin coatings on the armature and field coil protect the motor from harmful debris, increasing service life. The large fan ensures optimal cooling for maximum efficiency, allowing for increased torque capability and power delivery.

- More power and **5 times longer life** than standard motors
- High grade copper and metals help ensure we have one of the highest efficiency motors on the market today.
Higher efficiency = more power output = higher productivity
- Resin coated copper windings prolongs motor life
- One of the smoothest and most reliable motors on the market

**MARATHON
MOTOR**



Metabo WEPA Grinders are only available through selected specialist distributors only.

What is 'Dead-Mans'?

The machine turns off automatically when the hand is released from the switch. This helps protect the user and the working area from disc impact should the grinder be dropped. Especially important for those working in confined spaces, at height or in areas of high conductivity.



What size grinders are available with 'Dead-Mans'?

4 1/2", 5", 6", 7" & 9". Please ask your dealer for details on these specialist 5" and 6" models. Also inherent in each grinder is our infamous long life marathon motor for up to 5 times service life, safety clutch, auto-stop carbon brushes and resin protected switches.

Why have autobalancing technology?

Our auto-balancing technology ('A') in our WEPA models brings vibration figures down to an industry leading 3.6 m/s². This is not only great for protecting users against exposure to excessive hand-arm vibration, but is also proven to increase disc life and machine service life.

Why have speed control?

We use three types of speed control units in our grinders. VC, TC & VTC.

- VC allows you to vary the speed of the grinder to suite the application whilst also helping to maintain speed under loading for safe and consistent performance during use. VC also has no-volt release switch protection and soft start.
- TC helps maintain speed under heavy loading for safe and consistent performance during use. TC also has thermal overload protection, soft start and no-volt release switch protection.
- VTC allows you to vary the speed of the grinder to suite the application whilst also helping to maintain speed under heavy loading for safe and consistent performance during use. VTC also has thermal overload protection, soft start and no-volt release switch protection.



Combined, Metabo have more tangible features and benefits in our grinders than any other power tool manufacturer in the market today!

"THAT'S WHY PROFESSIONALS CHOOSE METABO."

W 680-115 4 1/2" Angle Grinder

With the W 680 we believe we have created a new performance standard in the pro entry class. The W680 comes with a slim housing design for ease of handling. A powerful motor equipped with auto-stop carbon brushes and a twist proof wheel guard. The W 680 is simple by design yet high in performance at a very good quality standard.

FEATURES	
Rated input power	680W
Grinding wheel	115 mm, 4 1/2"
No load speed	11,000 rpm
Torque	1.6 Nm
Spindle thread	M14
Tri-axis vibration reading	3m/s ² in accordance with EN60745-2-3
Weight (excluding mains lead)	1.5 kg



SSP (exc. VAT)	£49.00
SSP (inc. VAT)	£58.80
Order Number	110V - 606696390 240V - 606696380



WP 780-115 4 1/2" Angle Grinder With Dead-Mans Paddle

Similar in design to the W 680 the WP 780 offers all the benefits of its smaller brother with the added bonus of a larger motor and a dead-mans paddle safety switch. The WP 780 offers features normally associated with much more expensive machines, thus offering an affordable solution for the concerning user. Features include a powerful motor equipped with auto-stop carbon brushes, twist proof wheel guard and dead-mans safety paddle switch.

FEATURES	
Rated input power	780W
Grinding wheel	115 mm, 4 1/2"
No load speed	11,000 rpm
Torque	1.6 Nm
Spindle thread	M14
Tri-axis vibration reading	4m/s ² in accordance with EN60745-2-3
Weight (excluding mains lead)	1.6 kg



SSP (exc. VAT)	£59.00
SSP (inc. VAT)	£70.80
Order Number	110V - 606711390 240V - 606711380



W 1080-125 5" Angle Grinder 240V only

Again, similar in design to its smaller brothers with the added bonus of a even larger motor and a dead-mans paddle safety switch. The W 1080 offers an affordable solution in the 125 mm / 5" class. Features include a powerful motor equipped with auto-stop carbon brushes.

FEATURES	
Rated input power	1080W
Grinding wheel	125 mm, 5 1/4"
No load speed	10,500 rpm
Torque	3 Nm
Spindle thread	M14
Tri-axis vibration reading	6m/s ² in accordance with EN60745-2-3
Weight (excluding mains lead)	2.1 kg



SSP (exc. VAT)	£66.00
SSP (inc. VAT)	£79.20
Order Number	240V - 606722000




W 8-115 4^{1/2}" Angle Grinder

The W8-115 is a popular 115 mm 4^{1/2}" industrial quality angle grinder. Metabo is well known for its industrial quality angle grinders. These German built machines distinguish themselves from the crowd through the use of high quality, high performance components. Made to work day-in, day-out, in the most demanding of working environments these new grinders will pay for themselves in high productivity and low downtime - guaranteed!

FEATURES	
Rated input power	800W
Grinding wheel	115 mm, 4 ^{1/2} "
No load speed	10,000 rpm
Torque	2.2 Nm
Spindle thread	M14
Tri-axis vibration reading	6m/s ² in accordance with EN60745-2-3
Weight (excluding mains lead)	1.8 kg



SSP (exc. VAT)	£69.00
SSP (inc. VAT)	£82.80
Order Number	110V - 600259390 240V - 600259380



W 11-125 QUICK 5" Angle Grinder

The W11-125 Quick is a 125 mm 5" industrial quality angle grinder with a powerful 1,100W motor. Also includes the Metabo Quick system for quick disc change without tools. Die cast aluminium gear housing increases the service life of the machine because it is more robust and dissipates heat faster.

FEATURES	
Rated input power	1,100W
Grinding wheel	125 mm, 5"
No load speed	10,000 rpm
Torque	3 Nm
Spindle thread	M14 x 1.5
With Quick nut	for quick blade change without tools
Tri-axis vibration reading	7m/s ² in accordance with EN60745-2-3
Weight (excluding mains lead)	2 kg



SSP (exc. VAT)	£99.00
SSP (inc. VAT)	£118.80
Order Number	110V - 600270390 240V - 800270000



WP 8-115 QUICK 4^{1/2}" Angle Grinder With Dead-Mans Paddle

The WP 8-115 Quick has all the features and benefits of the W 8-115, but now with a dead-mans paddle switch and the quick disc change nut. This is an industrial quality grinder in a popular UK disc size, designed to work in demanding working environments. The main features include: dead-mans paddle switch, quick disc change nut, safety clutch, cast aluminium gear housing, precision bearings, sintered gears, VibraTech side handle, armature protection grid, large sonically balanced fan, long life marathon motor, resin coated windings and auto-stop carbon brushes.

FEATURES	
Rated input power	800W
Grinding wheel	115 mm, 4 ^{1/2} "
No load speed	10,000 rpm
Torque	2.2 Nm
Spindle thread	M14
Tri-axis vibration reading	6m/s ² in accordance with EN60745-2-3
Weight (excluding mains lead)	1.8 kg



SSP (exc. VAT)	£75.00
SSP (inc. VAT)	£90.00
Order Number	110V - 600267390 240V - 600267000



WE 14-125 QUICK 5" Angle Grinder With variable speed dial

The WE 14-125 Quick is an extremely powerful 125 mm 5" industrial quality angle grinder with variable speed, VTC electronic speed stability under heavy loading, VTC thermal overload protection, restart protection and the Metabo Quick system for quick disc change without tools. Mechanical safety clutch and vibration dampening side handle fitted as standard.

FEATURES	
Rated input power	1,400W
Grinding wheel	125 mm, 5"
No load speed	7,000 - 10,500 rpm
Torque	3.3 Nm
Spindle thread	M14
With Quick Nut	for quick blade change without tools
Tri-axis vibration reading	6.5m/s ² in accordance with EN60745-2-3
Weight (excluding mains lead)	1.9 kg



SSP (exc. VAT)	£119.00
SSP (inc. VAT)	£142.80
Order Number	110V - 600281390 240V - 600281000



WEA 14-125 QUICK 5" Low Vibration Angle Grinder With variable speed dial

The WEA 14-125 with variable speed uses the latest vibration reduction auto-balancing technology. This technology brings down the already low reading of 6.5m/s² to just 3.6m/s²!! The main features include, VTC electronic speed stability under heavy loading, VTC thermal overload protection, higher powered marathon motor, increased motor protection, increased fan flow rates giving better cooling and longer service life, new ergonomics, mechanical safety clutch and vibration dampening side handle fitted as standard.

FEATURES	
Rated input power	1,400W
Grinding wheel	125 mm, 5"
No load speed	7,000-10,500 rpm
Torque	3.3 Nm
Spindle thread	M14
With quick nut for quick blade change without tools	
Tri-axis reading 3.6m/s ² in accordance with EN60745-2-3	
Weight (excluding mains lead) 1.9 kg	



! 3.6m/s² gives an ELV (exposure limit value) of 15 hours & 26 minutes.

SSP (exc. VAT)	£144.00
SSP (inc. VAT)	£172.80
Order Number	110V - 601105390 240V - 601105000

"Vs. another German brand, I did come to the conclusion that I would prefer to use the Metabo. Not only are the vibration levels noticeably less, but the whole package is just so much more up-to-date."

Tool Business and Hire



WEPBA 14-125 QuickProtect 5" Angle Grinder With Protect Safety Switch & Brake **NEW!**

With the current HAV regulations and HSE guidelines in mind Metabo have developed and manufactured a fully compliant angle grinder for the professional user. The WEPBA 14-125 has all the features and benefits of WEA 14-125 including dead-mans paddle and disc brake, making this angle grinder one of the safest in the market. In difficult and hazardous industrial applications the disc brake ensures maximum safety in the event the machine is dropped.

FEATURES	
Rated input power	1,400W
Grinding wheel	125 mm, 5"
No load speed	10,500 rpm
Torque	3.3 Nm
Spindle thread	M14
Disc brake stops within 2 sec.	
Tri-axis reading 4.2m/s ² in accordance with EN60745-2-3	
Weight (excluding mains lead) 2.6 kg	



! Long exposure limit value (ELV) of 11 hours 20 minutes

SSP (exc. VAT)	£179.00
SSP (inc. VAT)	£214.80
Order Number	110V - 600166390 240V - 600166000



WE 14-150 QUICK 6" Angle Grinder With variable speed dial

The WE14-150 Quick is an extremely powerful 150 mm 6" industrial quality angle grinder with variable speed, VTC electronic speed stability under heavy loading, VTC thermal overload protection, restart protection and the Metabo Quick system for quick disc change without tools. Mechanical safety clutch and vibration dampening side handle fitted as standard.

FEATURES	
Rated input power	1,400W
Grinding wheel	150 mm, 6"
No load speed	6,000-8,000 rpm
Torque	3.5 Nm
Spindle thread	M14
With Quick nut for quick blade change without tools	
Tri-axis vibration reading: 6m/s ² in accordance with EN60745-2-3	
Weight (excluding mains lead) 1.9 kg	

SSP (exc. VAT)	£125.00
SSP (inc. VAT)	£150.00
Order Number	110V - 600286390 240V - 600286000



W 24-180 7" Low Vibration Grinder With Dead-Mans Paddle **NEW!**

The NEW W24-180 is extremely powerful 180 mm 7" industrial quality angle grinder. Features include, quick release lockable disc guard, removable release lever for fitment of dust cowls, industrial quality long life marathon motor, auto-stop carbon brushes, VibraTech dampening system to give a very low reading of just 4.8 m/s² and dead-mans safety paddle switch.

FEATURES	
Rated input power	2,400W
Grinding wheel	180 mm, 7"
No load speed	8,500 rpm
Torque	14 Nm
Spindle thread	M14 (240 V), 5/8" (110 V)
Tri-axis vibration reading	4.8 m/s ² in accordance with EN60745-2-3
Weight (excluding mains lead)	5.7 kg



SSP (inc. VAT)	£124.00
SSP (inc. VAT)	£148.80
Order Number	110V - 606445420 240V - 606445000

! Long exposure limit value (ELV) of 8 hours 41 minutes

! 110 V does not come with plug



WX 24-230 9" Grinder With Soft Start, Overload Protection & Dead-Mans Paddle **NEW!**

NEW to the Metabo family the WX 24-230 stands at the top of the UK large angle grinder portfolio. A powerful 2,400 Watt motor powers this machine backed by smart electronics. Electronic overload protection protects you and the motor from excessive loading; prolonging motor life and reducing the risk of injury. Soft start prevents circuit breaks at start up or under heavy loading. Safety Stop electronics will stop the machine if it jams preventing kick-back and risk of injury.

FEATURES	
Rated input power:	2,400W (240V) & 2,300W (110V)
Grinding wheel	230 mm, 9"
No load speed	8,600 rpm
Torque	17 Nm
Spindle thread	M14
Tri-axis vibration reading	4.8m/s ² in accordance with EN60745-2-3
Weight (excluding mains lead)	5.8 kg



! Rotate the back handle when performing cutting jobs for improved control, ease of use and overall safety.

! 110 V does not come with plug

SSP (inc. VAT)	£150.00
SSP (inc. VAT)	£180.00
Order Number	110V - 606449390 240V - 606449260

! Low vibration machine with a reading of just 4.8 m/s² giving a long exposure limit time of 8 hours 41 minutes.



W 2000-230 9" Grinder With Dead-Mans Paddle

The W2000-230 uses much of the same components as the popular W21-230. Similar in design all be it with a slightly smaller motor the W20-230 offers a high quality standard at an affordable price. Additional features include auto-stop carbon brushes, a twist proof wheel guard and a dead-mans safety paddle switch.

FEATURES	
Rated input power	2,000W
Grinding wheel	230 mm, 9"
No load speed	8,600 rpm
Torque	13 Nm
Spindle thread	M14
Tri-axis vibration reading	7m/s ² in accordance with EN60745-2-3
Weight (excluding mains lead)	5.8 kg



SSP (inc. VAT)	£95.00
SSP (inc. VAT)	£114.00
Order Number	110V - 606420390 240V - 606420380

! 110 V does not come with plug



Accessories Discs

As of the 1st of December 2009 it became the responsibility of the power tool manufacturer to offer as an accessory semi-enclosed wheel guards for angle grinders. These guards give extra protection for users. They are particularly important for when using the machine for cutting applications as risk of 'disc-burst' is more common.

Metabo angle grinders come with the standard wheel guard included with the machine. We offer you the following sizes in the new semi-enclosed design.



Semi-enclosed Wheel Guards

Part No.	Description	List Price (inc. VAT)	List Price (inc. VAT)
630814000	Semi-Wheel guard W6-115, W680-155 & WP780-155	£9.99	£11.99
630369000	Semi-Wheel guard 100 mm	£27.50	£33.00
630366000	Semi-Wheel guard 115 mm	£28.00	£33.60
630367000	Semi-Wheel guard 125 mm	£31.00	£37.20
630368000	Semi-Wheel guard 150 mm	£34.00	£40.08
630370000	Semi-Wheel guard 180 mm	£36.00	£43.20
630371000	Semi-Wheel guard 230 mm	£38.00	£45.60

Diamond Discs

Part No.	Description	List Price (inc. VAT)	List Price (inc. VAT)
624306000	115 x 22.23 mm Diamond disc NEW	£7.03	£8.44
624307000	125 x 22.23 mm Diamond disc NEW	£9.87	£11.84
624310000	230 x 22.23 mm Diamond disc NEW	£23.11	£27.73

GE 700 Die Grinder

Popular Industrial quality high speed die grinder with variable speed. This machine is also known as a straight grinder. Ideal for finishing work in hard to reach places. Usually used with milling bits and pink aluminium oxide bits.

FEATURES

Rated input power 710W
No load speed 7,000-27,000 rpm
Rated load speed 20,000 rpm
Collet bore of collet chuck 6 mm
Weight (excluding mains lead) 1.8 kg



SSP (exc. VAT)	£159.00
SSP (inc. VAT)	£190.80
Order Number	110V - 606303390 240V - 606303000

CS 23-355 Metal Cutting Chop Saw Inc. 1 Cutting Disc

The CS 23 - 355 is a powerful 2,300W Metal cutting chop saw. Designed for use with abrasive wheels this machine will produce precise cuts in steel, nonferrous metals, iron and cast profiles. Coupled with high performance statistics this machine has been designed with ease of use and transportation in mind.

FEATURES

Rated input power 2,300W
Disc Diameter 355 mm
No load speed 4,000 rpm
Maximum opening of vice jaws 238 mm
Bit retainer, diameter 25.4 mm
Max cutting Ø Bar steel 65 mm, Pipes 126 mm. Shaped steels 115-130 mm
Dimensions of base plate 468 x 282mm
Weight 16.8 kg



SSP (exc. VAT)	£200.00
SSP (inc. VAT)	£240.00
Order Number	110V - 602335390 240V - 602335380

GE 900 Die Grinder

Industrial quality high torque die grinder aka straight grinder with variable speed. Ideal for finishing work in hard to reach places. Usually used with flap discs and milling bits. Die cast aluminium gear housing increases the service life of the machine, it is more robust and dissipates heat faster.

FEATURES

Rated input power 900W
No load speed 2,500-6,000 rpm
Rated load speed 5,000 rpm
Collet bore of collet chuck 6 mm
Weight (excluding mains lead) 2 kg



SSP (exc. VAT)	£175.00
SSP (inc. VAT)	£210.00
Order Number	110V - 606305390 240V - 606305000

PE 12-175 Polisher Inc. 150 mm Backing Pad

The PE 12-175 is a high performance polisher with variable speed, speed stability, thermal cut out. Designed for the automotive and granite polishing industry.

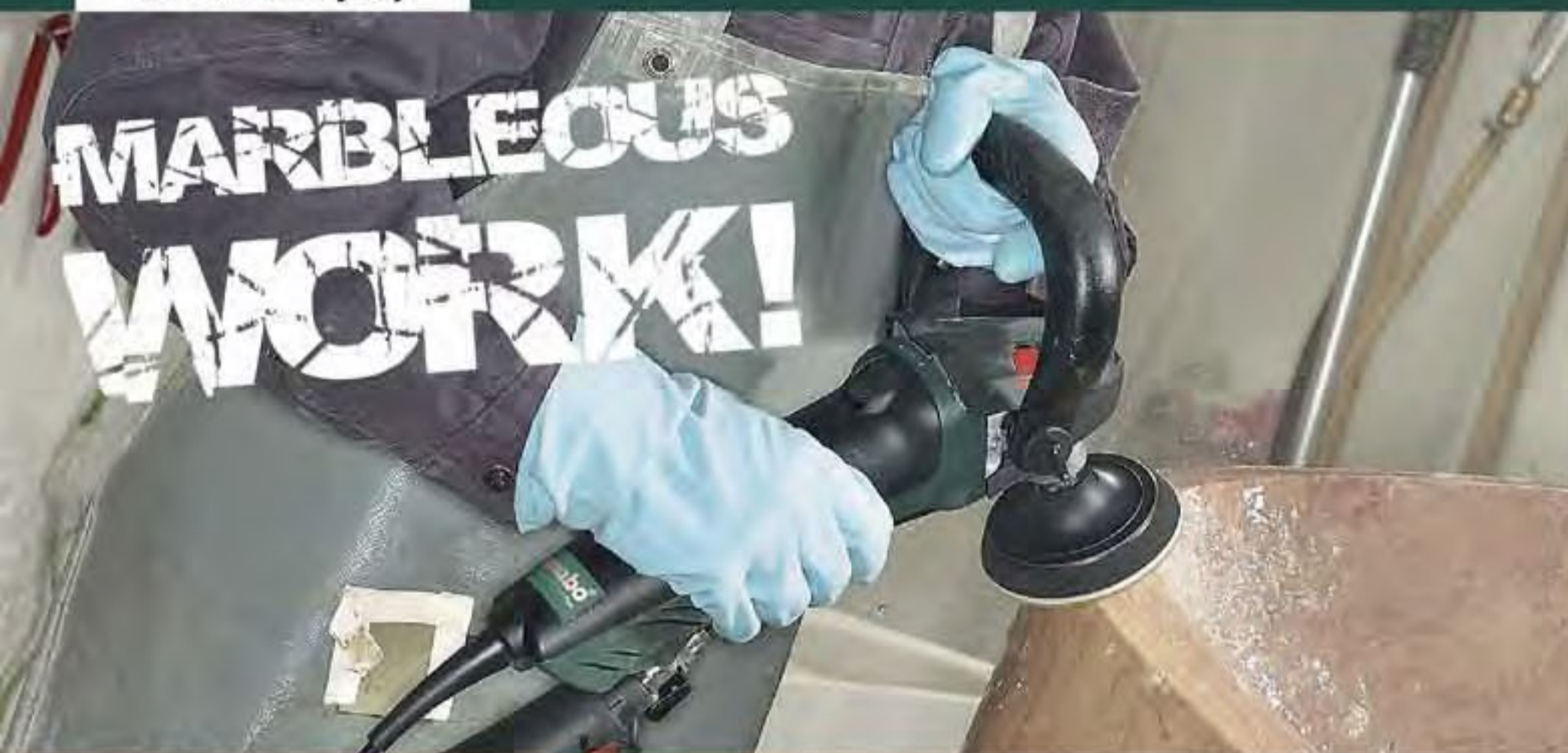
FEATURES

Rated input power 1,200W
No load speed 700-2,200 rpm
Rated load speed 2,200 rpm
Torque 14 Nm
Spindle thread M14
Backing Pad up to Max. 175 mm
Weight (excluding mains lead) 2.4kg



SSP (exc. VAT)	£159.00
SSP (inc. VAT)	£190.80
Order Number	240V - UK602175382





A GFCI circuit breaker (Ground Fault Circuit Interrupter) for electrical safety during wet grinding is integrated into the power lead



Ergonomically shaped D-handle with adjustable positioning for optimum manoeuvrability whilst working

Water feed mounted below the gear spindle. Water bypasses the gearbox for longer machine service life.

Central water supply through spindle to spread water evenly to the pad

VTC Electronics

1. Thumbwheel for preselection of speed
2. Speed remains constant under load
3. Electronic soft start
4. Overload protection

Marathon Motor with high torque for powerful polishing

External water supply fitting Quick connect \varnothing 1/2"

Solid valve to easily control water flow

PWE 11-100 100mm Wet Stone Polisher

The NEW PWE 11-100 wet polisher is designed for finishing granite, marble, limestone and composite concretes. Using the wide range of Metabo accessories it is possible to bring rough, dull surfaces up to a mirror shine! Machine features include a central water supply through the spindle to spread water evenly over the pad, solid valve to easily control water flow, adjustable D-handle for increased control and comfort, high-torque Metabo Marathon Motor, VTC electronics for constant speed under heavy loading, soft start, red LED overload/overheat indicator and a GFCI circuit breaker for complete electrical safety during use. Machine suitable for both wet and dry operation.

FEATURES

Rated input power: 1,100W
Backing pad: 100 mm (4")
No load speed: 1,750 - 5,400 rpm
Torque: 4 Nm
Water hose connection: 1/2"
Spindle thread: M14 - for 240V & 110V
Cable length: 4m rubber
Weight: 2.2 kg



SSP (exc. VAT)	£259.00
SSP (inc. VAT)	£310.80
Order Number	240V - 602050000 110V - 602050420



Accessories

Cling-fit backing pad

Part No.	Description	List Price (exc. VAT)	List Price (inc. VAT)
626148000	M14 - \varnothing 100 x 12 mm	£21.66	£25.99
626149000	5/8" - \varnothing 100 x 12 mm	£21.66	£25.99



Diamond self-adhesive polishing discs (dry)

626130000	5 x Grit K 50 - \varnothing 100	£122.21	£146.65
626131000	5 x Grit K 100 - \varnothing 100	£122.21	£146.65
626132000	5 x Grit K 200 - \varnothing 100	£122.21	£146.65
626133000	5 x Grit K 400 - \varnothing 100	£122.21	£146.65
626134000	5 x Grit K 800 - \varnothing 100	£122.21	£146.65
626135000	5 x Grit K 1500 - \varnothing 100	£122.21	£146.65
626136000	5 x Grit K 3000 - \varnothing 100	£122.21	£146.65
626137000	5 x Buff black - \varnothing 100	£132.34	£158.81
626138000	5 x Buff white - \varnothing 100	£132.34	£158.81



Diamond self-adhesive polishing discs (wet)

626139000	5 x Grit K 50 - \varnothing 100	£102.78	£123.34
626140000	5 x Grit K 100 - \varnothing 100	£94.65	£113.58
626141000	5 x Grit K 200 - \varnothing 100	£94.65	£113.58
626142000	5 x Grit K 400 - \varnothing 100	£94.65	£113.58
626143000	5 x Grit K 800 - \varnothing 100	£94.65	£113.58
626144000	5 x Grit K 1500 - \varnothing 100	£94.65	£113.58
626145000	5 x Grit K 3000 - \varnothing 100	£94.65	£113.58
626146000	5 x Buff black - \varnothing 100	£102.78	£123.34
626147000	5 x Buff white - \varnothing 100	£102.78	£123.34



Metabo bench grinders use a powerful, maintenance-free induction motor. They have large tool free adjustable spark protectors, tool free adjustable tool rests and unique wheel guard bayonet locks for fast & easy wheel change. Also comes with rear dust extraction port with 35 mm inside diameter; *Does not include DS 125 or DS 150.*



DS 125 Bench Grinder



FEATURES	
Rated input power:	200 W
Max. speed:	2,980 rpm
Tilting movement:	0.9 Nm
Grinding discs (Ø x thickness x bore)	125 x 20 x 20 mm
Weight:	7.5 kg

SSP (exc. VAT)	£77.00
SSP (inc. VAT)	£92.40
Order Number	240V - 619125000

DS 150 Bench Grinder



FEATURES	
Rated input power:	350 W
Max. speed:	2,980 rpm
Tilting movement:	1.1 Nm
Grinding discs (Ø x thickness x bore)	150 x 20 x 20 mm
Weight:	9.5 kg

SSP (exc. VAT)	£104.00
SSP (inc. VAT)	£124.80
Order Number	240V - 619150000

DS 175 Bench Grinder



FEATURES	
Rated input power:	500 W
Max. speed:	2,980 rpm
Tilting movement:	2.3 Nm
Grinding discs (Ø x thickness x bore)	175 x 25 x 32 mm
Weight:	14.5 kg

SSP (exc. VAT)	£132.00
SSP (inc. VAT)	£158.40
Order Number	240V - 619175000

DS 200 Bench Grinder



FEATURES	
Rated input power:	600 W
Max. speed:	2,980 rpm
Tilting movement:	2.6 Nm
Grinding discs (Ø x thickness x bore)	200 x 25 x 32 mm
Weight:	16.3 kg

SSP (exc. VAT)	£169.00
SSP (inc. VAT)	£202.80
Order Number	240V - 619200000

BS 175 Bench Grinder



FEATURES	
Rated input power:	500 W
Max. speed:	2,980 rpm
Tilting movement:	2.3 Nm
Grinding discs (Ø x thickness x bore)	175 x 25 x 32 mm / 1,020 x 50 mm
Weight:	14.5 kg

SSP (exc. VAT)	£199.00
SSP (inc. VAT)	£238.80
Order Number	240V - 601750000

TNS 175 Bench Grinder



FEATURES	
Rated input power:	500 W
Max. speed:	2,980 rpm
Tilting movement:	2.3 Nm
Grinding discs (Ø x thickness x bore)	175 x 25 x 32 mm / 200 x 40 x 20 mm
Weight:	14.9 kg

SSP (exc. VAT)	£144.00
SSP (inc. VAT)	£172.80
Order Number	240V - 611750000

DSD 200 Bench Grinder

FEATURES	
Rated input power:	750 W
Max. speed:	2,980 rpm
Tilting movement:	8.2 Nm
Grinding discs (Ø x thickness x bore)	200 x 25 x 32 mm
Weight:	16 kg

SSP (exc. VAT)	£189.00
SSP (inc. VAT)	£226.80
Order Number	400V - 619201000

The NEW DSD 200 400V has a wheel diameter of 200 mm. This machine is perfectly suited for demanding jobs in the garage or workshop. It uses a powerful, maintenance-free induction motor. It has large tool free adjustable spark protectors, tool free adjustable tool rests and unique wheel guard bayonet locks for fast & easy wheel change. Also comes with rear dust extraction port with 35 mm inside diameter.

! Metabo induction motor is extremely quiet running, long lasting and maintenance free.



DSD 250 Bench Grinder

FEATURES	
Rated input power:	900 W
Max. speed:	1,490 rpm
Tilting movement:	10 Nm
Grinding discs (Ø x thickness x bore)	250 x 40 x 51 mm
Weight:	33.3 kg

SSP (exc. VAT)	£289.00
SSP (inc. VAT)	£346.80
Order Number	400V - 619250000

The NEW DSD 250 400V has a wheel diameter of 250 mm. This machine is perfectly suited for demanding jobs in the garage or workshop. It uses a powerful, maintenance-free induction motor. It has large tool free adjustable spark protectors, tool free adjustable tool rests and unique wheel guard bayonet locks for fast & easy wheel change. Also comes with rear dust extraction port with 35 mm inside diameter.

! Metabo induction motor is extremely quiet running, long lasting and maintenance free.



Accessories Bench Grinders

Grinding discs (aluminium oxide)

For grinding tool set:

Fine grit (60N): Suitable for finish grinding of hardened and unhardened steel, e.g. spiral drills, screwdrivers, chisels, splitting tools, firmer chisels, carving tools

Rough grit (36P): Suitable for pre-grinding of hardened and unhardened steel, e.g. screwdrivers, chisels, splitting tools



Diameter x thickness x bore [mm]	Grit and hardness	Suitable for	Item no	SSP (exc. VAT)	SSP (inc. VAT)
120 x 20 x 20	36 P	DSM 125	629088000	£16.52	£19.82
120 x 20 x 20	60 N	DSM 125	629089000	£16.52	£19.82
150 x 20 x 20	36 P	DSM 150	630632000	£21.33	£25.80
150 x 20 x 20	60 N	DSM 150	630633000	£21.33	£25.80

KS 54 Circular Saw

Compact, lightweight circular saw, includes a safety clutch, a rotatable and stoppable extraction nozzle, a 54 mm depth of cut and a lubrication system for a long service life.

FEATURES	
Rated input power	1,010W
Saw blade diameter	160 mm
No load speed	6,000 rpm
Rated load speed	4,200 rpm
Cutting speed at rated load	35m/s
Cutting depth adjustable	0-54 mm
Maximum cutting depth at 90°	54 mm
Maximum cutting depth at 45°	38 mm
Weight	3.4 kg



SSP (exc. VAT)	£99.00
SSP (inc. VAT)	£118.80
Order Number	240V - 600540000



KS 66 Circular Saw

Popular, tough, high performance German built circular saw with 66 mm depth of cut. Other features include: Metabo S-automatic torque limiting clutch, Spindle lock for easy blade change, sturdy aluminium die cast saw housing, fully closed guide plate for secure support, clearly visible cutting indicator for sawing after initial cut, safety lock switch to prevent unintentional start of the machine, bevel cuts possible up to 45°, auto-stop carbon brushes, precision guide rail available as accessory: 631250000.

FEATURES	
Rated input power	1,400W
Saw blade diameter	190 mm
No load speed	4,200 rpm
Rated load speed	3,200 rpm
Cutting speed at rated load	28m/s
Cutting depth adjustable	0-66 mm
Maximum cutting depth at 90°	66 mm
Maximum cutting depth at 45°	47 mm
Weight	5.5 kg



"The big steel base makes for a stable, easy to handle saw on cutting big sheets in particular. The powerful motor cuts effortlessly and noise is acceptable"

Woodworking plans and projects



SSP (exc. VAT)	£129.00
SSP (inc. VAT)	£154.80
Order Number	110V - 600542390 240V - 600542000



Circular Saw Blades



WZ = Alternating bevel ground teeth



FZ/TR = Flat/trapezoid tooth



Pos rake angle / Neg rake angle, e.g. 5° neg



DZ/HZ = Roof-hollow tooth



FZ/FA = Flat tooth/chamfered flat tooth



2NL = Secondary pin hole holder e.g. for new KGS PLUS machines

Metabo Blade Groups

Power Cut

- For fast, coarse and semi-fine cuts with continuous feed rates
- Good cutting results for straight cuts in solid wood
- Partly usable for construction wood with nails and concrete residue
- With coated wood or other composites only coarse cut quality is possible



Precision Cut

- Very wide range of uses in woodworking
- For very good, clean results with straight or cross cutting in softwood and hardwood
- Well suited for solid and plywoods, chipboards, untreated, coated or veneered, MDF, composite materials
- The circular saw must have a high performance motor



Multi Cut

- Universal use for demanding materials
- For the highest standards in cutting quality e.g. laminate, plastic, aluminium, copper and bronze materials
- Ideally suited for many applications in interior work
- Perfect cutting results, also when crosscutting in solid wood, coarse, coated or veneered chipboards, MDF
- The circular saw must have a very high performance motor
- Requires steady and relatively slow feed rates




Order No.	Description				Suitable for Machine	List Price (exc. VAT)	List Price (inc. VAT)
	Material	Diabore	Teeth	Type			
Power Cut							
344162850	HW/CT	165 x 16	18	WZ	KSAP18 / KSA18 LTX (replacement spare part)	£30.01	£36.01
628002000	HW/CT	160 x 20	10	WZ	KS54 / KSE55 Vario Plus	£20.00	£24.00
628005000	HW/CT	190 x 30	14	WZ	KS66 / KSE68 Plus	£19.55	£23.45
628006000	HW/CT	190 x 30	16	FZ/FA	KS66 / KSE68 Plus	£28.12	£33.74
Precision Cut							
628030000	HW/CT	160 x 20	24	WZ	KS54 / KSE55 Vario Plus	£32.59	£39.11
628035000	HW/CT	190 x 30	48	WZ	KS66 / KSE68 Plus	£41.62	£49.94
Multi Cut							
628071000	HW/CT	160 x 20	30	WZ	KS54 / KSE55 Plus & Vario Plus	£36.48	£43.78
628072000	HW/CT	160 x 20	42	WZ	KS54 / KSE55 Plus & Vario Plus	£40.25	£48.30
628075000	HW/CT	190 x 30	36	WZ	KS54 / KSE55 Plus & Vario Plus	£37.48	£44.97
628077000	HW/CT	190 x 30	56	FZ/TR	KS54 / KSE55 Plus & Vario Plus	£47.45	£56.95

STEB 80 QUICK Jigsaw

The STEB 80 is a compact, lightweight jigsaw with a 80 mm depth of cut - available in 110V and 240V. Small and easy to use. The main features include; new quick blade release mechanism, 4 stage orbit settings, on/off chip blowing device offers free sight to the saw blade, variable speed control and dial, modern design with rubber coated 'D' handle for a comfortable, secure grip. Inc carry case.

On/off dust blow/line clear function

FEATURES	
Rated Input Power: 590W	
Strokes at no load 1,000-3,300 rpm	
Bevel Left/Right - 45°	
Levels of pendulum stroke 4	
Cutting depth	Wood - 80 mm Nonferrous Metal - 25 mm Sheet Steel - 8 mm
Weight 2.0 kg	



SSP (exc. VAT)	£105.00
SSP (inc. VAT)	£126.00
Order Number	110V - 601041610 240V - 601041590

STE 100 SCS QUICK Jigsaw

The STE 100 SCS QUICK is a body grip jig saw with a 100mm depth of cut. It has been designed for the professional carpenter, joiner, interior fitter and site user. Main features include: Its slimline body grip, secure QUICK release blade holder, on/off chip blowing device offers free sight to the saw blade, bright LED light and the unique straight cutting system (SCS), making straight cuts easier to obtain.

A body grip designed jig saw is better suited to plunge cuts/inverted cuts as shown

FEATURES	
Rated Input Power: 630W	
Strokes at no load 1,000-3,300rpm	
Bevel Left/Right - 45°	
Levels of pendulum stroke 4	
Cutting depth	Wood - 100 mm Nonferrous Metal - 25 mm Sheet Steel - 8 mm
Weight 2.2 kg	



This jig saw can be used with the Metabo 1.5 m guide rail 631213000. List £82.74 exc. VAT. Jig saw guide 631249000 is also required. List £17.19 exc. VAT



SSP (exc. VAT)	£115.00
SSP (inc. VAT)	£138.00
Order Number	110V - 601043610 240V - 601043590

PSE 1200 Reciprocating Saw

Heavy duty reciprocating/sabre saw. Suitable for cutting, wood, metals and plastics. With powerful 1,200W motor, variable speed trigger, strokes up 2,600 per minute and 28 mm in length. Two stage pendulum action for smooth or rapid cuts. All metal quick change saw blade mechanism.

FEATURES	
Rated input power 1,200W	
Strokes at no load 0-2,600 rpm	
Torque: 15 Nm	
Saw blade stroke 28 mm	
Weight (excluding mains lead) 4 kg	



SSP (exc. VAT)	£189.00
SSP (inc. VAT)	£226.80
Order Number	601301000



STEB 135 QUICK Jigsaw

Heavy duty, jigsaw with powerful 720W motor and 135 mm depth of cut. Other features include, variable speed electronics, speed stability under moderate loading, 4 stage pendulum action, quick change blade system and dust blow line clearance ducting. Precision guide rail available as accessory: 631250000.

FEATURES	
Rated Input Power: 720W	
Strokes at no load 1,000-3,300 rpm	
Bevel Left/Right - 45°	
Levels of pendulum stroke 5	
Cutting depth	Wood - 135 mm Nonferrous Metal - 35 mm Sheet Steel - 10 mm
Quick change blade system	
Weight 2.6 kg	



STEB 135 BOW HANDLE	
SSP (exc. VAT)	£140.00
SSP (inc. VAT)	£168.00
Order Number	110V - 611000610 240V - 611000500



HO 0882 Planer Kit Inc Metabox III & Chip Bag

Heavy duty planer with 3 mm depth of cut and 82 mm wide base. Includes Metabox III and chip collection bag. 'V' groove, milled in the front part of the planer plate for easy 45° chamfering. Convertible left or right chip ejection outlets.



FEATURES

Rated input power	800W
No load speed	12,000 rpm
Rated load at speed	8,200 rpm
Planing width	82 mm
Adjustable planing depth	0-3 mm
Maximum rebate depth	23 mm
Length of planer base	290 mm
Weight (without mains cable)	3.3 kg

MACHINE + METABOX III + CHIP BAG

SSP (inc. VAT)	£159.00
SSP (inc. VAT)	£190.80
Order Number	110V - UK600882392 240V - UK600882382

Body Grip Sanders

Body grip designs with high stock removal rate for hard to reach places. Suitable sanding wood, metals, plastics and plaster. Very suitable for sanding inner and outer curves. These are light and handy machines for convenient one-hand operation, Vario-speed (V) electronics, Thumb wheel for preselection of speed. DSE 300 also includes the Metabo Intec dust filter.



	SXE 400	DSE 300 Intec
Rated Input Power	220W	300W
Base plate	Ø 80 mm	93 x 93 x 93 mm
Orbital frequency at no load	5,000-10,000 rpm	14,000-22,000 rpm
Orbital frequency at rated load	6,000 rpm	18,000 rpm
Oscillating circuit	3mm	1.8mm
Weight (without mains cable)	1.2kg	1.3kg
SSP (inc. VAT)	£82.00	£79.00
SSP (inc. VAT)	£98.40	£94.80
Order Number	240V - 600405000	240V - 600311500

LF 724 Paint Remover

The LF 724 strips paint, varnish, and other coatings on flat wood surfaces. Unique on Market - Estimated 70% time saving over using conventional chemical/heat methods - Environmentally Friendly - 0-0.3 mm cutting depth. The S-automatic clutch protects machine and user should you run into a nail/screw etc. The machine has 4 reversible solid tungsten carbide blades and creates minimal dust during use.



"According to Metabo the LF 724 removes paint 70% faster than other methods. Although I can't vouch for that number, I can say that the tool removes paint much faster than you can remove it by heating and scraping - and there's no need to constantly clean and sharpen the scraper."

JLC Magazine



FEATURES

Rated input power	710W
No load speed	10,000 rpm
Rated load at speed	7,200 rpm
Axial moulding/routing depth	0-0.3 mm
Radial moulding/routing depth	0.15 mm
Cutting edge cycle	80 mm
Lateral milling height	28 mm
Maximum rebate depth	unlimited
Weight (without mains cable)	2.6 kg

SSP (inc. VAT)	£199.00
SSP (inc. VAT)	£238.80
Order Number	110V - 600724420 240V - 600724000

Palm Grip Sanders

These lightweight palm sanders are perfect for one handed use. They have a very good power to weight ratio making them perfect for getting the job done quickly in those tight, awkward places. Includes the Metabo Intec dust filter unit.



	FSR 200 Intec 1/4" Palm Sander	FSX 200 Intec Ø 125 Palm Sander	FMS 200 Intec Tri Palm Sander
Rated Input Power	200W	240W	200W
Base plate	144 x 102 mm	Ø 125 mm	100 x 147 mm
Orbital frequency at no load	26,000 rpm	11,000 rpm	26,000 rpm
Orbital frequency at rated load	22,000 rpm	9,500 rpm	22,000 rpm
Oscillating circuit	1.4 mm	2.7 mm	1.4 mm
Weight (without mains cable)	1.25 kg	1.3 kg	1.25 kg
SSP (inc. VAT)	£62.00	£62.00	£62.00
SSP (inc. VAT)	£74.40	£74.40	£74.40
Order Number	240V - 600068500	240V - 609225500	240V - 600065500

UK'S FAVOURITE SANDER!



Suitable for waxing and polishing



Suitable for body repair work



Suitable for general curved and flat sanding applications

- 1 **Variable speed thumb wheel:** For the adjustment and preselection of speed to suit various applications, e.g. low speed for polishing, high speed for sanding.
- 2 **Removable additional handle:** For maximum support and stability whilst sanding / getting tight up against walls.
- 3 **Metabo "TurboBoost" switch:** This power reserve allows for increased performance and removal of even more stock material.
- 4 **Ergonomic grip:** Rubber handling area for a comfortable palm or body grip.
- 5 **Duo orbit switch:** A unique feature to Metabo (patent protected). Small orbit for waxing / polishing, large orbit for rapid stock removal. 2.8 & 6.2 mm orbits. (SXE 450 only)
- 6 **Intec dust filter:** Integrated dust extraction filter provides a good level of dust capture. Best results achieved when connected to a vacuum.
- 7 **Dust extraction port Ø 35mm:** For external extraction of dust when connected to a vacuum, i.e. ASR 2025 (see page 89)
- 8 **Velco-based backing pad Ø 150 mm:** for the quick attachment of sanding sheets.
- 9 **Hexagonal spanner for changing sanding plate:** Practical storage for quick access.



SXE 425 TurboTec 125mm Random Orbit Disc Sander

Powerful light weight machine with Turbo Boost switch for a professional finish. Also includes the new Metabo Intec dust filter unit to help aid dust containment.

FEATURES	
Rated input power	320W
Disc Diameter	125mm
Variable speed	
Oscillating circuit	5mm
Intec dust filter unit	
Turbo boost switch	
Weight (without mains cable)	2kg



SSP (exc. VAT)	£127.00
SSP (inc. VAT)	£152.40
Order Number	240V - 600131000

! To ensure the best possible health and safety protection, Metabo recommends that all sanders are used with a dedicated dust extraction machine such as the ASR 2025.
See page 80.

SXE 450 TurboTec 150mm Random Orbit Disc Sander

The SXE 450 TurboTec is high powered, compact in size and very lightweight. It also comes with an Intec dust filter unit plus a TurboBoost switch for maximum stock removal. Improved ergonomics, styling and gearing with a bearing system that reduces vibration by 25%!! The dual orbit setting allows you to change from 2.8mm for fine finishing to 6.2mm for rapid stock removal. The SXE 450 TurboTec PRO PACK NEW contains SXE 450 TurboTec sander, 1 x 25 pack mixed sanding discs, lambs wool bonnet and polishing sponge, all in a Metabox III.

FEATURES	
Rated input power	350W
Disc Diameter	150 mm
Duo oscillating circuit	2.8/6.2 mm
Variable speed	
Turbo boost switch	
Weight (without mains cable)	2.2 kg



	MACHINE ONLY	PRO PACK NEW!
SSP (exc. VAT)	£160.00	£199.00
SSP (inc. VAT)	£192.00	£238.80
Order Number	110V - 800129390 240V - 800129380	110V - UK600129393 240V - UK600129383

! To ensure the best possible health and safety protection, Metabo recommends that all sanders are used with a dedicated dust extraction machine such as the ASR 2025.
See page 80.

SRE 4350 TurboTec 1/3 Sheet Sander **NEW!** *Planned launch in May*

Professional 1/3 sheet sander with 350 Watt motor & 2.2 mm random orbit diameter. This professional sander comes into its own when working on large flat surfaces where a professional quality finish is required. Increased stock removal with the Metabo TurboBoost switch plus variable speed to allow for finished results. Perfect for sanding into edges / corners. Improved ergonomics, styling and gearing with integrated dust extraction.



FEATURES	
Rated input power	350W
Base plate	92 x 190 mm
Orbital frequency at no load	8,400 - 22,000 rpm
No load speed	4,200 - 11,000 rpm
Oscillating circuit	2.2 mm
Scope of delivery - detachable handle, Intec - dustbox with filters	
Weight (without mains cable)	2.5 kg

SSP (inc. VAT)	£132.00
SSP (inc. VAT)	£158.40
Order Number	240 V - 611350000

SRE 4351 TurboTec 1/2 Sheet Sander **NEW!** *Planned launch in May*

Professional 1/2 sheet sander with 350 Watt motor & 2.2 mm random orbit diameter. This professional sander comes into its own when working on large flat surfaces where a professional quality finish is required. Increased stock removal with the Metabo TurboBoost switch plus variable speed to allow for finished results. Perfect for sanding into edges / corners. Improved ergonomics, styling and gearing with integrated dust extraction.



FEATURES	
Rated input power	350W
Base plate	112 x 236 mm
Orbital frequency at no load	8,400 - 22,000 rpm
No load speed	6,000 - 11,000 rpm
Oscillating circuit	2.2 mm
Scope of delivery - detachable handle, Intec - dustbox with filters	
Weight (without mains cable)	2.7 kg

SSP (inc. VAT)	£158.00
SSP (inc. VAT)	£189.60
Order Number	240 V - 611351380 110 V - 611351420

Accessories Sanding

Sanding Sheets

Part No.	Description	List Price (inc. VAT)	List Price (inc. VAT)
625619000	10 Sanding sheets P40 115x103 mm - FSR200	£5.80	£6.97
625620000	10 Sanding sheets P60 115x103 mm - FSR200	£5.80	£6.97
625621000	10 Sanding sheets P80 115x103 mm - FSR200	£5.55	£6.66
625623000	10 Sanding sheets P120 115x103 mm - FSR200	£5.55	£6.66
625625000	10 Sanding sheets P240 115x103 mm - FSR200	£5.55	£6.66
625628000	10 assorted sanding sheets 115x103 mm - FSR200	£5.80	£6.97
625603000	10 Sanding sheets P40 100x150 mm - FMS200	£8.31	£7.58
625604000	10 Sanding sheets P60 100x150 mm - FMS200	£6.78	£8.14
625605000	10 Sanding sheets P80 100x150 mm - FMS200	£6.38	£7.65
625607000	10 Sanding sheets P120 100x150 mm - FMS200	£6.55	£7.86
625609000	10 Sanding sheets P240 100x150 mm - FMS200	£5.76	£6.92
625610000	10 assorted sanding sheets 100x150 mm - FMS200	£6.60	£7.92

Sanding Discs

Part No.	Description	List Price (inc. VAT)	List Price (inc. VAT)
631584000	25 Sanding discs P40 Ø125 mm - SXE425 & FSX200	£12.21	£14.66
631586000	25 Sanding discs P80 Ø125 mm - SXE425 & FSX200	£11.16	£13.40
631587000	25 Sanding discs P120 Ø125 mm - SXE425 & FSX200	£10.64	£12.76
631589000	25 Sanding discs P240 Ø125 mm - SXE425 & FSX200	£11.14	£13.37
631583000	25 assorted sanding discs Ø125 mm - SXE425 & FSX200	£11.81	£14.17
624019000	25 Cling-fit sanding discs P40 Ø150 mm - SXE450	£20.00	£24.00
624020000	25 Cling-fit sanding discs P60 Ø150 mm - SXE450	£16.36	£19.63
624021000	25 Cling-fit sanding discs P80 Ø150 mm - SXE450	£14.75	£17.69
624022000	25 Cling-fit sanding discs P100 Ø150 mm - SXE450	£13.69	£16.42
624023000	25 Cling-fit sanding discs P120 Ø150 mm - SXE450	£13.69	£16.42
624024000	25 Cling-fit sanding discs P180 Ø150 mm - SXE450	£13.69	£16.42
624025000	25 Cling-fit sanding discs P240 Ø150 mm - SXE450	£13.69	£16.42
624026000	25 Cling-fit sanding discs P320 Ø150 mm - SXE450	£13.69	£16.42
624027000	25 Cling-fit sanding discs P400 Ø150 mm - SXE450	£13.69	£16.42
624068000	25 assorted sanding discs Ø150 mm - SXE450	£16.20	£19.44

Miscellaneous Accessories

624064000	Velcro-faced backing pad MEDIUM-HARD Ø 80 mm, perforated - SXE 400	£8.90	£10.68
631158000	Velcro-faced backing pad SOFT Ø 150 mm, perforated (6 holes) - SXE 425 XL, SXE 450 Duo, SXE 450 TurboTec	£16.91	£20.29
631158000	Velcro-faced backing pad MEDIUM-HARD Ø 150 mm, perforated (6 holes) - SXE 425 XL, SXE 450 Duo, SXE 450 TurboTec	£17.50	£21.00
624992000	Velcro-faced base plate, 90 x 90 x 90 mm, perforated for triangular base plate sanders - DSE 300 and DSE 300 Intec	£6.79	£8.15
631235000	Dust bag, with connector - for Metabo sanders with dust extraction	£22.47	£26.96
625599000	Dust collector cartridge, with pleated filter (631980000) can be cleaned several times - For SXE 425 TurboTec and SXE 450 TurboTec	£15.89	£19.07
626998000	Connector for palm sanders, Ø 35 mm for connecting to a normal vacuum cleaner - for FMS 200 Intec, FSX 200 Intec and FSR 200 Intec	£5.35	£6.42

Polishing Accessories

624037000	Velcro-faced intermediate disc 150 mm	£15.30	£18.36
631233000	Cling-fit polishing sponge Ø160 mm	£14.45	£17.33
631217000	Cling-fit lambswool polishing bonnet Ø160 mm	£13.35	£16.02
631168000	Cling-fit felt disc, 5 mm thick Ø150 mm	£14.76	£17.72
624038000	Cling-fit nylon-web abrasive P100 Ø150 mm	£6.36	£7.63
624039000	Cling-fit nylon-web abrasive P280 Ø150 mm	£6.36	£7.63

KE 3000 Glue Gun

For gluing wood, plastics, carton, glass, ceramic, stone, textiles, cork, leather, metal etc. Also suitable for sealing, joining and for repairs with hot-melt type adhesive. Other features include: Mechanical glue feed, nozzle with heat guard, hot-melt type adhesive temperature stability, strap and supporting surface on housing for safe stop after use, anti-drip nozzle to help prevent the adhesive dripping.

FEATURES	
Processing temperature	200°C
Diameter	11 mm
Length	200 mm
Maximum glue output	18g/min
Warm up time	6 mins
For hot melt type glue sticks	
Weight (without mains cable)	0.25 kg



SSP (inc. VAT)	£19.00
SSP (inc. VAT)	£22.80
Order Number	240V - 618121000

MFE 30 Wall Chaser Inc 2 x Diamond discs

MFE 30 Wall Chaser. Compact design, powerful motor and Metabo electronics for speed stability and overheat protection make this machine suitable for quick, clean cutting and wall chasing. LED overload protection, electronic soft start, S-automatic torque limiting clutch. Features dust extraction through handle. Two Diamond blades and metal carry case supplied as standard.

FEATURES	
Rated input power	1,400W
Diameter of cutting disc	125 mm (5")
No load speed	8,200 rpm
Possible groove widths	10/17/23/30 mm
Cutting depth adjustable	0-30 mm
Highly recommended: Use with Metabo ASR 2025 (see pg 89) Vacuum cleaner and suction hose 630344000	
Weight (without mains cable)	3.9 kg



	MACHINE ONLY	INC. ASR 2025 VACUUM CLEANER
SSP (inc. VAT)	£335.00	£559.00
SSP (inc. VAT)	£402.00	£670.80
Order Number	110V - UK601119391 240V - UK601119381	110V - UK601119392 240V - UK601119382



OFE 1229 1/4" Router With optional Metabox

Professional OFE 1229 1/4" router with 1,200W motor and speed stability electronics for constant speed under load to aid smooth even finishes. Features include: Precision dial gauge for fine tuning the routing depth within 0.1 mm increments, three-level stop to preselect up to 3 different routing depths, sturdy two-column guide, robust plastic-covered aluminium die cast bearing flange, hardened and ground interchangeable collet chuck for precise concentricity of tools, spindle lock for easy router bit change, thumb wheel for preselection of speed, turn the machine on and off without releasing the handle, aluminium die cast base plate with coating for easy sliding, parallel guide/ripping fence guided in prisms, auto-stop carbon brushes, external dust extraction outlet.

FEATURES	
Rated input power	1,200W
No load speed	5,000-25,500 rpm
Rated load speed	25,500 rpm
Maximum plunge depth	50 mm
Collet bore of collet	8 mm & 1/4"
Weight (without mains cable)	3.4 kg

"Engineering is superb on this German machine. A big 1200W motor, soft start, full-wave electronics an LED speed indicator and a massive turret are just some of the great features."

Good Woodworking



	MACHINE ONLY	INC. METABOX
SSP (inc. VAT)	£193.00	£244.00
SSP (inc. VAT)	£231.60	£292.60
Order Number	601229000	UK601229382

MFE 65 Wall Chaser Inc 2 x Diamond discs & (Dead-mans Paddle - 110V only).

The NEW Metabo 65 mm wall chaser replaces the previous MFX 65 machine. An impressive machine with a 65 mm depth or cut and 41 mm width, great for laying electrical trunking, pipes or wire looms deep into the wall/floor. New features include a more powerful 2,400 Watt motor with smart electronics. Electronic overload protection protects you and the motor from excessive loading; prolonging motor life and reducing the risk of injury. Soft start prevents circuit breaks at start up or under heavy loading. Safety Stop electronics will stop the machine if it jams preventing kick-back and risk of injury.

FEATURES	
Rated input power:	2,400W (240V) & 2,300W (110V)
Diameter of cutting disc	230 mm (9")
No load speed	6,500 rpm
Possible groove widths	3/9/17/29/33/37/41 mm
Cutting depth adjustable	20-65 mm
Highly recommended: Use with Metabo ASR 35 M (see pg 90 - 91)	
Tri-axis vibration EN 60745-2-22: 10 m/s ²	
Weight (without mains cable)	8.2 kg



! It is much safer to work in the pulling direction. Pull towards you or across you, do not push.

! Note: 110V model also comes with a dead-mans paddle switch - not featured on 240V machine.

! Recommended for use with the new Metabo ASR 35 M-Class vacuum cleaner.

SSP (inc. VAT)	£449.00
SSP (inc. VAT)	£538.80
Order Number	110V - 600365390 240V - 600365000



AS 1200 Multi-Purpose Vacuum Cleaner Wet & Dry

Ideal for mobile use due to low weight and compact construction. Suitable for extracting dust and solid particles (e.g. boring dust, chips, wood residues, sand, ash, glass pieces, nails, leaves). Also suitable for absorbing non-flammable liquids. Automatic shutoff that is disconnected while absorbing the suction flow as soon as the maximum filling height of the container is reached. High power motor with separate cooling circuit for long service life even under the toughest of conditions. Sturdy and washable pleated filter with large surface against quick clogging.

FEATURES

- Rated input power 1,200W
- Container volume 20 litres
- Air output (at fan) 61 litres/sec
- Vacuum 171 HPA (mbar)
- Filter surface 2,950 cm²
- Suction hose - L x 1.75 m Ø 35 mm (631751000), 2 suction pipes, grouting nozzle, universal nozzle



SSP (exc. VAT)	£83.00
SSP (inc. VAT)	£99.60
Order Number	240V - 601200000

5 Paper Filter Bags
20 litres capacity

Order No. 631754000
List Price ex VAT: £ 16.58
List Price inc VAT: £19.90



ASR 35 M All Purpose Vacuum Cleaner Wet & Dry with Auto Filter Cleaning

The ASR 35 M is Metabo's new M-Class rated vacuum cleaner. Designed specifically to cope with dust emissions from stone & concrete processing machines. Twin filters with automatic cleaning function helps ensure you never lose suction (even when working), this also helps for a longer service life. Automatic take-off included as standard. This is a high performance vacuum cleaner for the professional user requiring high spec dust filtration to M-Class levels.

ASR 2025 Vacuum Cleaner With Twin Filters & Auto Take Off

1,200W vacuum cleaner with especially high suction rate. The professional's choice for use during the job with the power tool or cleaning up debris after the job is done. Suitable for extracting dust, solid particles and non-flammable fluids (bag removed). Comes as standard with two pleated filters for maximum filter rates. Auto-filter clean function through use of magnetic filter vibration device. Run your power tool directly through the vac via the auto take-off plug - auto-start. Soft start for longer motor service life. Optimum noise dampening. A large range of optional accessories are available for this machine.

FEATURES

- Rated input power 1,200W
- Container volume 25 litres
- Air output (at fan) 61 litres/sec
- Vacuum 248 HPA (mbar)
- Filter surface 8,600 cm²
- Suction hose - L x 2.5 m Ø 35 mm (631752000), handle adapter, 2 suction pipes, crevice nozzle, universal nozzle, paper filter bag (631935000)

NEW!



HEPA Filter cassettes can be beneficial for asthma and other allergy sufferers. Due to their very fine filtration levels, they trap particles such as pollen and many carcinogenic substances found in hard woods, etc.

With a Filtration rate of only 0.2 Microns and dust removal of 99.995% (Available as an accessory only)

Order No. 630326000
List Price ex VAT: £206.67
List Price inc VAT: £248.00



WITH TWIN FILTERS!



FEATURES

- Rated input power 1,400W
- Container volume 35 litres
- Air output (at fan) 3,660 l/min
- Vacuum 248 HPA (mbar)
- Filter surface 8,600 cm²
- Suction hose - L x 3.5 m Ø 35 mm, handle adapter, 2 suction pipes, 2 polyester filter cassettes M class, PE filter bag, Grouting nozzle, Floor nozzle
- Weight 15 kg

SSP (exc. VAT)	£569.00
SSP (inc. VAT)	£682.80
Order Number	110V - 602056390



M Class dust rating with OEL values $\geq 0.1 \text{ mg/m}^3$ with transmittance $< 0.1\% / 99.99\%$. The M-Class rating covers "middle hazardous dusts" like concrete, plaster, stone, cement, wood, paint, varnish (mineral or other fine dusts).

NEW!



TURNING UP THE HEAT.

Stainless steel nozzle
High quality stainless steel nozzles with long life coil elements.

Removable protection sleeve
For ease of access into tight spaces.

Comfortable soft grip handle



LCD digital temperature control
(HE 23-650 only.)

Thumb wheel variable temperature control
(HE 20-600 only.)

2-Step switch
2 / 3 Stage switch.

Can be used in the upright position
allowing for two-handed use.

Applications	H 16-500 300°C or 500°C	HE 20-600 50°C to 600°C	HE 23-650 50°C to 650°C
Shrinking wire wrap	✓	✓	✓
Roofing. Lap welding PVC sheet	✓	✓	✓
Carrying out plastic seem welding, e.g. floor tiles, automotive repair, orthotics and prosthetics	✓	✓	✓
Vinyl & leather repair (removing creases / adhering patches)	✓	✓	✓
Activating and deactivating adhesives	✓	✓	✓
Butt welding plastic pipes	✓	✓	✓
Welding plastic tarpaulin sheet together for the transport and outdoor leisure industries	✓	✓	✓
Forming plastic tubes to radius and shaping general plastics	✓	✓	✓
Paint and varnish stripping of all kinds	•	✓	✓
Steel automotive part maintenance, repair and overhaul jobs	•	✓	✓
De-soldering circuit boards	X	✓	✓
Copper pipe soldering	X	✓	✓
Thumb wheel variable temperature control	X	✓	N/A
Electronically set variable temperature control	X	N/A	✓

✓	Very well suited
•	Only suitable under certain circumstances
X	Not suitable for this application

! All Metabo heat guns are supported with a wide range of adaptable accessories.



Shrinking Cable Sleeves



Soldering Copper



Welding Sheeting



Welding Plastic Tiles

H 16-500 Hot Air Gun Inc 50mm wide jet nozzle & 20mm reducing nozzle

The H 16-500 starts off the impressive range of Metabo professional level heat guns. The machine starts up with a 1,600 watt motor, delivering a thermal output of 300°C or 500°C. With these performance characteristics the H 16-500 is suitable for paint stripping, forming plastic tubes to radius, welding plastic tarpaulin sheet together for the transport and outdoor leisure industries, shrinking wire wrap, activating and deactivating adhesives, carrying out plastic seam welding, e.g. floor tiles, automotive repair, orthotics and prosthetics. With thermal fuse to protect in case of overheating.

FEATURES	
Input Power	1,600W
Switch position	(1) 240 l/min at 300°C (2) 450 l/min at 500°C
Cable length	2.2 m
Weight	0.7 kg



SSP (exc. VAT)	£40.00
SSP (inc. VAT)	£48.00
Order Number	240V - 601650500

All Metabo heat guns are supported with a wide range of adaptable accessories.

This H16-500 has a self supporting base for table top hands free work.



HE 23-650 Hot Air Gun Inc 50mm wide jet nozzle, 9mm reducing nozzle & wrap nozzle

The HE 23-650 'CONTROL' is the top class offering within the Metabo heat gun range. Via an electronically controlled LCD screen it enables you to set and maintain the exact working temperature to suit your required application. This gives you complete control over the job in hand. The HE 23-650 is suitable for copper pipe soldering, steel automotive part maintenance, repair and overhaul jobs, all paint and varnish stripping, de-soldering circuit boards, forming plastic tubes to radius, welding plastic tarpaulin sheet together for the transport and outdoor leisure industries, shrinking wire wrap, activating and deactivating adhesives, carrying out plastic seam welding, e.g. floor tiles, automotive repair, orthotics and prosthetics. With thermal fuse to protect from overheating and thermal sensor to de-activate before overheating.

FEATURES	
Input Power	2,300W
Switch position	(1) 150-250 l/min at 50°C (2) 150-500 l/min adjustable in 10°C increments up to 650°C
Temperature control	LCD in 10°C steps
Cable length	4 m
Weight	0.94 kg

The H23-650 has a self supporting base for table top hands free work.



SSP (exc. VAT)	£99.00
SSP (inc. VAT)	£118.80
Order Number	240V - 602385500

Program 1: 250 °C, approx. 350 l/min, e.g. Forming plastic pipes
Program 2: 350 °C, approx. 400 l/min, e.g. Welding plastic pipes
Program 3: 450 °C, approx. 500 l/min, e.g. Removing paint
Program 4: 550 °C, approx. 400 l/min, e.g. Soft soldering

These presets can be changed via LCD screen to suit your requirements.



HE 20-600 Hot Air Gun Inc 50mm wide jet nozzle & 20mm reducing nozzle

The HE 20-600 offers you variable temperature adjustment for tasks where more accurate temperature selection is required. The machine has a 2,000 watt motor, delivering a maximum output temperature of 600°C through a variable temperature dial. This means the HE 20-600 is capable of handling almost any task. The HE 20-600 is suitable for all paint and varnish stripping, de-soldering circuit boards, forming plastic tubes to radius, welding plastic tarpaulin sheet together for the transport and outdoor leisure industries, shrinking wire wrap, activating and deactivating adhesives, carrying out plastic seam welding, e.g. floor tiles, automotive repair, orthotics and prosthetics. With thermal fuse to protect in case of overheating.

FEATURES	
Input Power	2,000W
Switch position	(1) 150 l/min at 50°C (2) 300 l/min at 50-600°C (3) 500 l/min at 50-600°C
Variable temperature control	Stages 1-9
Cable length	2.2 m
Weight	0.85 kg

Temperature dial settings

Stage 1: 50 °C
Stage 2: 90 °C
Stage 3: 140 °C
Stage 4: 220 °C
Stage 5: 310 °C
Stage 6: 390 °C
Stage 7: 470 °C
Stage 8: 550 °C
Stage 9: 600 °C



SSP (exc. VAT)	£76.00
SSP (inc. VAT)	£91.20
Order Number	240V - 602060500

All Metabo heat guns are supported with a wide range of adaptable accessories.

This H20-600 has a self supporting base for table top hands free work.



Accessories Hot Air Guns

Metabo FACT! Metabo heat guns are supported with a wide range of adaptable accessories.

Description	Application	Image	Item No.	List exc.VAT	List inc.VAT
Wide jet nozzle (50 mm)	Drying, stripping old coats of paint		630001000	£7.74	£9.29
Wide jet nozzle (75 mm)	Drying, stripping old coats of paint from larger surfaces		630002000	£8.41	£10.10
Deflector nozzle (75 mm)	Stripping old coats of paint from window frames, waxing and de-waxing skis		630003000	£8.41	£10.10
Wrap nozzle	For warming plastic tubes etc. prior to bending and shaping; shrinking on shrink-fit plastic sleeves (e.g. on cable ends)		630004000	£7.54	£9.05
Slit nozzle	• For overlap-welding of PVC tarpaulins and sheeting • To fit the nozzle, the reducing nozzle 630005000 is needed		630006000	£8.02	£9.62
Welding nozzle	• For working with plastic welding wire (up to Ø 5 mm) • To fit the nozzle, the reducing nozzle 630005000 is needed.		630007000	£12.67	£15.20
Reducing nozzle (Ø 9 mm)	• For fitting slit nozzle 630006, & welding nozzle 630007 • Suitable for spot-heating e.g. when removing solders		630005000	£7.26	£8.71
Reducing nozzle (Ø 20 mm)	• For fitting slit nozzle 630006, & welding nozzle 630007 • Suitable for spot-heating e.g. when removing solders		630022000	£7.26	£8.71
Plastic welding wire	For welding on HDPE (e.g. tubs & baskets) Ø 4 mm		630014000	£8.49	£10.19
Plastic welding wire	For welding on rigid PVD (e.g. pipes & boards) Ø 4 mm		630015000	£8.49	£10.19
Plastic welding wire	• For welding on plasticised PVC (e.g. hoses & boards) • Welding together PVC floor tiles - Ø 4 mm		630019000	£8.49	£10.19
Plastic welding wire	For welding on objects made of LDPE (e.g. household and electrical items) - Ø 4 mm		630021000	£8.49	£10.19

EXTREMELY TOUGH. ABSOLUTE PRECISION.

Metabo are a leading manufacturer of compound mitre saws. Today we would like to introduce to you our latest top end PRO range of KGS Plus machines. Due to the sliding function and the speed control, these saws are particularly versatile. We have taken particular care to provide market leading dust collection capabilities when connected to a vacuum. This makes the KGS Plus models particularly suitable for use in workshops and interior construction. Don't just take our word for it, see for yourself!



- ① **(VC) Variable speed control dial:** Speed remains constant even under load giving you smooth, clean, safe cuts. Soft start increases control and reduces start up forces on the motor and gearing delivering much longer service life than standard machines.
- ② **Speed control:** Material specific. For cutting wood (5-6) with Metabo Power, Precision or Multi-Cut blades. Plastics (3-4) with Metabo Precision or Multi-Cut blades. Metal (1-2) with Metabo Multi-Cut blades. See pages 100-101 for details.
- ③ **Metabo "Quick" saw blade change:** Quick, simple and tool free saw blade change in record time - thanks to the spindle lock and the tool-free Metabo Quick flange nut.
- ④ **Impressive cutting capacity:** Even the smaller KGS 216 Plus can cut an impressive 305 mm in width, 70 mm deep. The top model KGS 315 Plus can manage a staggering 320 mm in width, 120 mm deep. These machines really are prepared for anything.
- ⑤ **Line laser:** The display of the cutting line by the adjustable laser allows precise cutting right away, time and time again.
- ⑥ **Trenching facility:** This machine is operated by a 'quick flick' design meaning you can change from cutting to trenching mode in seconds while still retaining your depth setting.
- ⑦ **Superb dust extraction:** The 2 extraction points are positioned in just the right areas. One next to the saw blade extracts the dust immediately, and the second at the rear of the sliding rails allowing for accumulating dust at the end of each cut to be removed.
- ⑧ **Flexible LED work light (0910065173):** Makes work easier when light conditions are poor. It is available as an accessory along with many other useful items.
- ⑨ **Double bevel:** Common mitre and bevel angles are easy to set via common stop points. All control elements have a user-friendly location and are purposely designed to be easy to reach. Even on KGS 254 | PLUS Induction machine.
- ⑩ **Transport made easy:** The KGS 254 Plus is the optimal solution for all mounting jobs. In transport mode the saw head and the sliding function can be locked. The side handles provide easy access lifting points.



Metabo induction motor with motor brake (KGS 254 | Plus)
Low operating noise and maintenance free for long service life.





KGS 216 M Sliding Mitre Saw

The KGS 216 M is a slide mitre saw designed for the woodworking enthusiast as well as the semi-professional. This is a well designed, well thought through machine that offers tremendous value. With precision bearings on the support rails the KGS 216 M will give clean, smooth cuts up to an impressive 305 mm in width and 65 mm in depth. As with the KS 216 it comes supplied with an impressive array of standard equipment that you would normally have to pay extra for. These include strong cast aluminium table with left and right side extension rails inc length stops, work clamp, mains powered line laser, in built work lamp and high adjustable rear fences. Ideal for laminate floor work, cutting 2" x 3", outdoor decking, floor boards etc.



FEATURES	
Improved ergonomics	
Slide Function	
Single bevel	
Built in laser guide	
Integrated Work Lamp	
Twin telescopic support side arms	
Heavy duty work clamp	
Dust bag	
40 tooth 'Precision' cut blade and blade changing tool	

SPECIFICATIONS	
1,600 Watts	
Blade Diameter	216 x 30 mm
Cutting Depth	90° - 65 mm 45° - 36 mm
Cutting Width	90° - 305 mm 45° - 205 mm
Mitre Left to right	47°-47°
Bevel Left	45°
Weight	14.0 kg

MACHINE ONLY	
SSP (exc. VAT)	£166.00
SSP (inc. VAT)	£199.20
Order Number	240V - 0102160438

KGS 254 M Sliding Mitre Saw

The KGS 254 M is a slide mitre saw designed for the woodworking enthusiast as well as the semi-professional. This is a well designed, well thought through machine that offers tremendous value and capacity. With precision bearings on the support rails the KGS 254 M will give clean, smooth cuts up to an impressive 305 mm in width and 90 mm in depth. It comes supplied with an impressive array of standard equipment that you would normally have to pay extra for. These include strong cast aluminium table with left and right side extension rails inc length stops, work clamp, mains powered line laser, in built work lamp and high adjustable rear fences. Ideal for laminate floor work, outdoor decking, cutting 3" x 3" post, floor boards etc.



FEATURES	
Improved ergonomics	
Slide Function	
Single bevel	
Built in laser guide	
Integrated Work Lamp	
Twin telescopic support side arms	
Heavy duty work clamp	
Dust bag	
48 tooth 'Precision' cut blade and blade changing tool	

SPECIFICATIONS	
1,800 Watts	
Blade Diameter	254 x 30 mm
Cutting Depth	90° - 90 mm 45° - 47 mm
Cutting Width	90° - 305 mm 45° - 205 mm
Mitre Left to right	47°-47°
Bevel Left	45°
Weight	17.5 kg

MACHINE ONLY	
SSP (exc. VAT)	£239.00
SSP (inc. VAT)	£286.80
Order Number	240V - 0102540438



KGS 216 PLUS Mitre Saw

The KGS 216 Plus represents the absolute latest in 8 inch cross cut mitre saw technology. The smallest in the top end pro range, it still delivers a very impressive 305 mm width by 70 mm deep cutting capacity. Born through precision engineering this sliding compound mitre saw emphasises on an extremely tough interlocking frame, absolute precision cutting, incredible cutting capacities and superb two-part dust control.

For details on inherent features please see pages 86 - 87.

"I really enjoyed using this saw. It's so smooth in operation. All the controls work well, and you feel that the settings are both accurate and reliable. The capacity is enormous for a relatively small-bladed saw, and it would be a dependable companion for both workshop and site work."

Alan Holtham, The Woodworker, July 2011



FEATURES	
Slide Function	
Double bevel	
Extremely tough all metal construction	
Built in adjustable laser guide	
Superb dust extraction capability	
Twin telescopic support side arms	
Heavy duty work clamp	
Adjustable rear fences	
QUICK Saw blade change	
48 tooth 'Precision' cut blade and blade changing tool	

SPECIFICATIONS	
1,600 Watts	
Blade Diameter	216 x 30 mm
Cutting Depth	90° - 70 mm 45° - 41 mm
Cutting Width	90° - 305 mm 45° - 214 mm
Mitre left to right	47° to 55°
Bevel left to right	46° to 46°
Weight	21 kg

MACHINE ONLY

SSP (exc. VAT)	£349.00
SSP (inc. VAT)	£418.80
Order Number	110V - 0102160239 240V - 0102160238



Superb dust extraction capability when used with vacuum. Recommended for use with the ASR 2025. See page 80.

KGS 254 PLUS Mitre Saw

The KGS 254 PLUS represents the absolute latest in 10 inch cross cut mitre saw technology. With its large capacities this machine can handle the vast majority of common cutting requirements. Born through precision engineering this sliding compound mitre saw emphasises on an extremely tough interlocking frame, absolute precision cutting, incredible cutting capacities and superb two-part dust control.

For details on inherent features please see pages 86 - 87.

FEATURES	
Slide Function	
Double bevel	
Extremely tough all metal construction	
Built in adjustable laser guide	
Superb dust extraction capability	
Twin telescopic support side arms	
Heavy duty work clamp	
Adjustable rear fences	
QUICK Saw blade change	
60 tooth 'Precision' cut blade and blade changing tool	

SPECIFICATIONS	
2,000 Watts	
Blade Diameter	254 x 30 mm
Cutting Depth	90° - 90 mm 45° - 54 mm
Cutting Width	90° - 305 mm 45° - 214 mm
Mitre left to right	47 to 60°
Bevel left to right	46° to 46°
Weight	24 kg



Superb dust extraction capability when used with vacuum. Recommended for use with the ASR 2025. See page 80.



MACHINE ONLY

SSP (exc. VAT)	£469.00
SSP (inc. VAT)	£562.80
Order Number	110V - 0102540339 240V - 0102540338



KGS 254 i PLUS Mitre Saw

The KGS 254 i PLUS represents the absolute latest in 10 inch Induction motored cross cut mitre saw technology. With its powerful induction motor this machine is of particular advantage when used as a stationary device in workshop/production related facilities. The braked motor provides smooth, maintenance free quiet running power delivery. Born through precision engineering this sliding compound mitre saw emphasises on an extremely tough interlocking frame, absolute precision cutting, incredible cutting capacities and superb two-part dust control.

For details on inherent features please see pages 86 - 87.



FEATURES	
Slide Function	
Extremely tough all metal construction	
Built in adjustable laser guide	
Superb dust extraction capability	
Twin telescopic support side arms	
Heavy duty work clamp	
Adjustable rear fences	
QUICK Saw blade change	
60 tooth 'Precision' cut blade and blade changing tool	

SPECIFICATIONS	
1,800 Watts	
Blade Diameter	254 x 30 mm
Cutting Depth	90° - 90 mm 45° - 54 mm
Cutting Width	90° - 305 mm 45° - 214 mm
Mitre left to right	47 to 60°
Bevel left to right	46° to 22.5°
Weight	32.5 kg

MACHINE ONLY	
SSP (inc. VAT)	£499.00
SSP (inc. VAT)	£598.80
Order Number	240V - 0102540200



Superb dust extraction capability when used with vacuum. Recommended for use with the ASR 2025. See page 80.

KGS 315 PLUS Mitre Saw

The KGS 315 PLUS represents the absolute latest in 12 inch cross cut mitre saw technology. Huge cutting capacities are possible with this machine - the widest possible range on the market today! Not only that but it is extremely fast too with a cutting speed of 67 m/s. Born through precision engineering this sliding compound mitre saw emphasises on an extremely tough interlocking frame, absolute precision cutting, incredible cutting capacities and superb two-part dust control.

For details on inherent features please see pages 86 - 87.

"The massive blade, with 84 teeth cuts beautifully and our resident craftsman, Steve Prescott, was amazed by its ability to cut huge oak boards he's processing for a bench to length with ease."

British Woodworking, May 2011



FEATURES	
Slide Function	
Double bevel	
Extremely tough all metal construction	
Built in adjustable laser guide	
Superb dust extraction capability	
Twin telescopic support side arms	
Heavy duty work clamp	
Adjustable rear fences	
QUICK Saw blade change	
84 tooth 'Precision' cut blade and blade changing tool	

SPECIFICATIONS	
2,200 Watts	
Blade Diameter	315 x 30 mm
Cutting Depth	90° - 120 mm 45° - 76 mm
Cutting Width	90° - 320 mm 45° - 223 mm
Mitre left to right	47 to 60°
Bevel left to right	46° to 46°
Weight	26 kg

MACHINE ONLY	
SSP (inc. VAT)	£499.00
SSP (inc. VAT)	£598.80
Order Number	110V - 0103150039 240V - 0103150038



Superb dust extraction capability when used with vacuum. Recommended for use with the ASR 2025. See page 80.



KS 305 PLUS Mitre Saw

The KS 305 PLUS is a high end professional 12 inch compound mitre saw with a staggering 100 mm depth of cut and a 200 mm cutting width at 90°, that's 4" by 8"! Special features include an extremely tough all metal frame and blade housing, special 'dust scoop' for superb dust extraction capability (when connected to vacuum), electronic motor brake to bring the blade to a stop in under 5 seconds, high adjustable rear fences for extra support when dealing with large timbers, heavy duty work clamp for work piece stability and safety, long telescopic side extension rails with large support plates and a useful line cut laser.



FEATURES	
Extremely tough all metal construction	
Superb dust extraction capability	
Double bevel	
Twin telescopic support side arms	
Heavy duty work clamp	
80 tooth 'Precision' cut blade and blade changing tool	
Extensive range of accessories	
Integrated laser	

SPECIFICATIONS	
2,000 Watts	
Blade Diameter	305 x 30 mm
Cutting Depth	90° - 100 mm 45° - 45 mm
Cutting Width	90° - 200 mm 45° - 140 mm
Mitre left to right	47° to 58°
Bevel left to right	47° to 47°
Weight	20 kg

MACHINE ONLY

SSP (exc. VAT)	£349.00
SSP (inc. VAT)	£418.80
Order Number	110V - 0103050139 240V - 0103050138

! Superb dust extraction capability when used with vacuum. Recommended for use with the ASR 2025 See page 80.

! 100 mm cutting depth!
200 mm cutting width!



UMS Universal Stand Mitre / Table Saws

The UMS Universal stand from Metabo is a robust stand that folds shut for easy storage. Great for the workshop or on-site use when you want to use your machine at a comfortable waste height.

- KS 216 M
- KGS 216 M
- KGS 254 M
- KS 305 PLUS
- KGS 216 PLUS
- KGS 254 PLUS
- KGS 254 i PLUS
- KGS 315 PLUS
- KS 254 PLUS
- KS 305 PLUS
- KGT 300
- BAS 260 SWIFT (Bandsaw)
- DH 330 (Thicknesser)

FEATURES	
For ideal working height	
Sturdy and secure design with strong base	
Carrying handles	
Collapsible for ease of storage	
Level adjustment for uneven surfaces	

SSP (exc. VAT)	£69.00
SSP (inc. VAT)	£82.80
Order Number	631317000



KSU 400 Stand Mitre / Table Saws

FEATURES

- Fits all mitre saws from any brand
- The telescopic arms extend on both sides
- Overall width of cut - 4 metres
- High-quality steel and aluminium design
- Lightweight stand, easy to transport weighing just 25 kg

SSP (inc. VAT)	£159.00
SSP (inc. VAT)	£190.80
Order Number	0910066110

Sturdy side supports
The side supports are height adjustable, so they can be readily adapted to match the different crosscut saw types. Can also be used as a stop block for repeat cutting to length.



Mounting Rails
Long, laterally adjustable rails can be adjusted to take virtually any make and model of cross cut saws

Carrying Handle
A large carrying handle is mounted centrally under the stand, ensuring perfect balance and ease of transport. There are also handles at both ends, allowing the stand to be easily carried by two people.

Built-in table width extensions
The left and right extensions, running in steel telescopic guides, extend to give an overall width of 4 metres.

Height adjustable legs
The robust aluminium legs fold up quickly and conveniently. With height adjustment to compensate for uneven ground.



ROLLER CARRIER

List (inc. VAT)	£35.02
Order Number	0910064592



WHEEL SET

List (inc. VAT)	£22.66
Order Number	0910064584



SUPPORT LEG

List (inc. VAT)	£65.87
Order Number	0910064606

For long, wide boards. Easily transports and supports cut material on rollers.

Moves the stand with the attached crosscut saw quickly and conveniently. Can also be used when the stands legs have been folded up.

Provides additional support under table width extensions when cutting heavy work pieces. Ensures that the extension arms do not sag below the height of the crosscut saw support.

KSU 250 Mobile Stand Mitre / Table Saws

So you want true on/off site mobility? Do you want to support long work pieces? Do you want the option to work at floor height or at waste height in one easy step? The KSU 250 Mobile has been designed to offer you a professional stand solution for you and your mitre saw. Made from a light yet strong aluminium frame the stand is easy to transport in either trolley mode or as a two man lift. Complete with extendible side arms inc one side with a leg support for extra stability. The stand can easily accommodate work pieces of 2.5 m in length. Twin height adjustable side supports / length stops are included to help support heavy work pieces and guarantee level positioning for square cuts.

FEATURES

- Fits all mitre saws from any brand
- The telescopic arms extend on both sides - left side with additional leg support
- Overall width of cut - 2.5 metres
- High-quality steel and aluminium design
- Lightweight and mobile stand, easy to store and transport



SSP (inc. VAT)	£219.00
SSP (inc. VAT)	£262.80
Order Number	631318000



TS 250 Portable Table Saw

The TS 250 is a compact table saw with a 77mm depth of cut. Weighing in at just 32kg the machine is designed for users who require workable capacities and a portable machine in one. Built primarily for site use the TS 250 is also popular in the workshop environment where space and budget are key influencing factors. Features include; rip fence with front and back lock on, v-groove mitre fence, negative bevel to -1.5° for undercuts and then positive to 46.5°, powerful universal motor with soft start. Various accessories are available for this machine.

SPECIFICATIONS	
2,000 Watts	
Table Size	755 / 985 x 645 mm
Cutting Depth	90° - 77 mm 45° - 52 mm
Cutting Width Max. (from right hand side of blade to rip fence)	390 mm
Blade Diameter	250 x 30 mm
Bevel	-1.5° - 46.5°
Weight	32 kg



"There is little to criticise about this machine. It seems to me to be almost the ideal answer to the basic requirement for a home workshop set up where space is limited and is also very good on site too. I think it is worth the initial outlay and should give years of reliable service."

Router and Power Woodworking



Package

FEATURES	
34 tooth carbide saw blade	
Parallel guide / ripping fence	
Mitre guide	
Table length extension	

PACKAGE FEATURES	
Extra 34 tooth carbide saw blade	
TS 250 stand	
Dust extraction kit	

STAND ONLY	
SSP (exc. VAT)	£69.00
SSP (inc. VAT)	£82.80
Order Number	0910061135

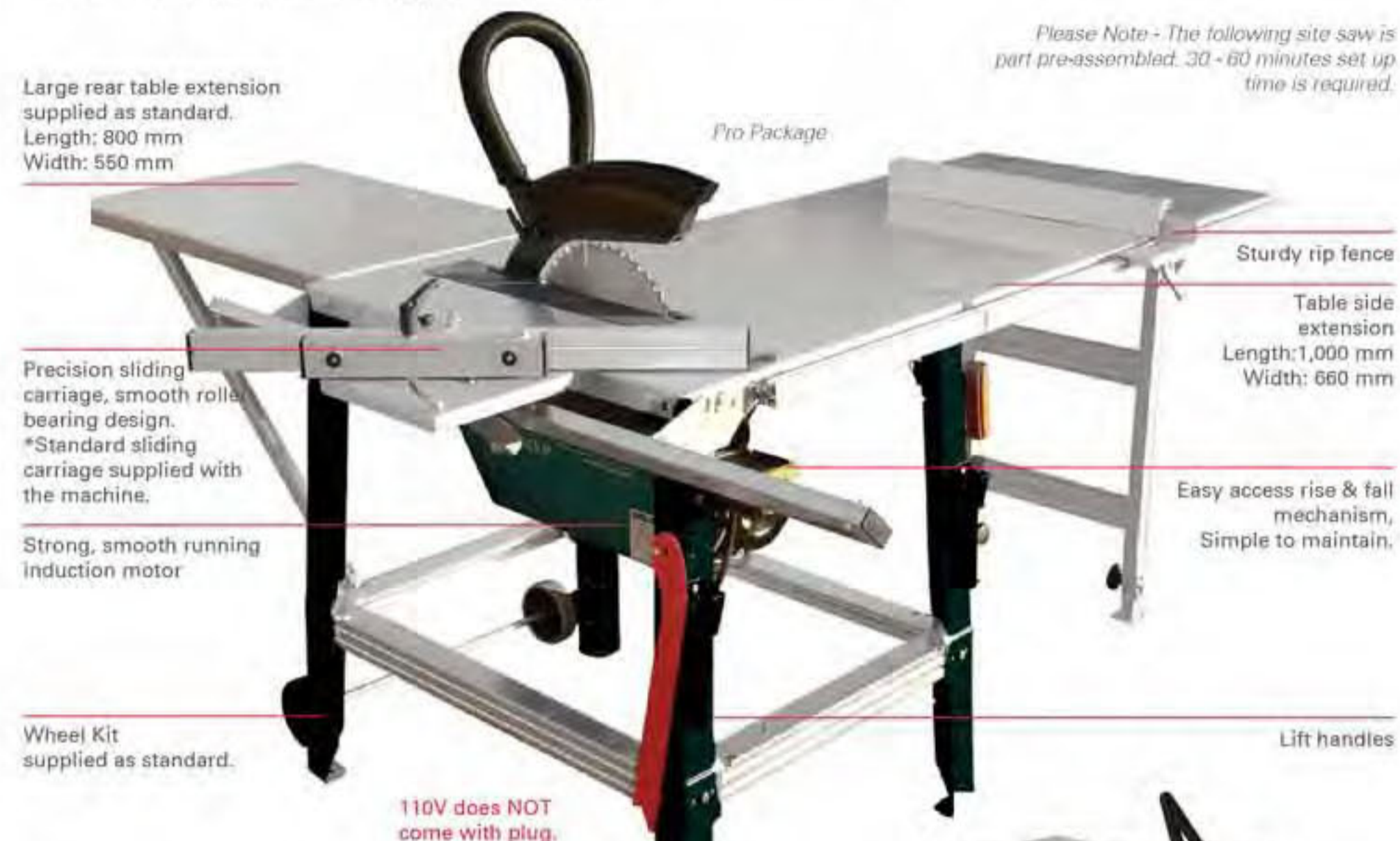
MACHINE ONLY	
SSP (exc. VAT)	£409.00
SSP (inc. VAT)	£490.80
Order Number	110V - 0102502039 240V - 0102502038

MACHINE WITH STAND	
SSP (exc. VAT)	£469.00
SSP (inc. VAT)	£562.80
Order Number	110V - UK01025020391 240V - UK01025020381

PACKAGE	
SSP (exc. VAT)	£495.00
SSP (inc. VAT)	£594.00
Order Number	110V - UK0102502039 240V - UK0102502038

TKHS 315 M Site Saw

Available in 240V and 110V the TKHS 315 M is the market leading site saw. With an 85 mm depth of cut this saw is built to withstand the demands of the trade and hire industry. In the form of the PRO PACK the saw comes with a precise sliding table on bearing carrier and a side table extension capable of cross cutting panels up to 1,240 mm in width. 24 tooth TCT blade and table rear extension supplied as standard.



Please Note - The following site saw is part pre-assembled. 30 - 60 minutes set up time is required.

Large rear table extension supplied as standard.
Length: 800 mm
Width: 550 mm

Pro Package

Precision sliding carriage, smooth roller bearing design.
*Standard sliding carriage supplied with the machine.

Strong, smooth running induction motor

Wheel Kit supplied as standard.

110V does NOT come with plug.

Sturdy rip fence

Table side extension
Length: 1,000 mm
Width: 660 mm

Easy access rise & fall mechanism, Simple to maintain.

Lift handles

Machine only

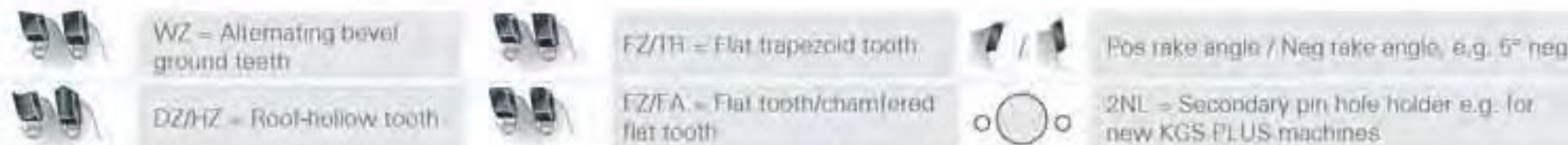
SPECIFICATIONS	
2,500 Watts	
Table size	800 x 800 mm
Cutting height	90° - 85 mm / 45° - 53 mm
Saw blade	ø 315 x 30 mm
L x W x H	1,700 x 700 x 1,000 mm
Weight	75 Kg

FEATURES	
Smooth induction motor - maintenance free use	
24 tooth carbide saw blade	
Wheel set Rip fence	
Rear table length extension (600 x 800 mm)	
Chip extraction connections	
Table side extension (PRO PACKAGE ONLY)	
Precision left hand sliding carriage on roller bearings (PRO PACKAGE ONLY)	



	MACHINE ONLY	PRO PACKAGE
SSP (exc. VAT)	£419.00	£609.00
SSP (inc. VAT)	£502.80	£730.80
Order Number	110V - 0103153039	110V - UK0103153039
SSP (exc. VAT)	£369.00	£550.00
SSP (inc. VAT)	£442.80	£660.00
Order Number	240V - 0103153038	240V - UK0103153038

Saw Blades



Metabo Blade Groups

Power Cut

- For fast, coarse and semi-fine cuts with continuous feed rates
- Good cutting results for straight cuts in solid wood
- Partly usable for construction wood with nails and concrete residue
- With coated wood or other composites only coarse cut quality is possible



Precision Cut

- Very wide range of uses in woodworking
- For very good, clean results with straight or cross cutting in softwood and hardwood
- Well suited for solid and plywoods, chipboards, untreated, coated or veneered, MDF, composite materials
- The circular saw must have a high performance motor



Multi Cut

- Universal use for demanding materials
- For the highest standards in cutting quality e.g. laminate, plastic, aluminium, copper and bronze materials
- Ideally suited for many applications in interior work
- Perfect cutting results, also when crosscutting in solid wood, coarse, coated or veneered chipboards, MDF
- The circular saw must have a very high performance motor
- Requires steady and relatively slow feed rates



Order No.	Description				Suitable for Machine	List Price (exc. VAT)	List Price (inc. VAT)
	Material	Dia x bore	Teeth	Type			
Power Cut							
628008000	HW/CT	210 x 30	24	WZ	KS210 / KGS255	£35.20	£42.24
628009000	HW/CT	216 x 30	24	WZ 5° neg. 2NL	KGS216 / KGS216 PLUS	£54.41	£65.29
628013000	HW/CT	250 x 30	24	WZ 3° neg.	KS250 / KGS301, 303, 331	£34.54	£41.44
628012000	HW/CT	250 x 30	24	WZ	PK255 / PKU250 / PKF255 (V8) / Optal26 / Maxi26 / CB310 / MF310	£32.63	£39.16
628014000	HW/CT	300 x 30	28	WZ 2NL	PK300	£41.66	£49.99
628015000	HW/CT	315 x 30	20	FZ 22°	TKHS315 / KGT300	£43.36	£52.03
628016000	HW/CT	315 x 30	24	WZ 20°	TKHS315	£45.38	£54.46
628100000	CV	315 x 30	56	KV	TKHS315	£29.11	£34.93
628101000	CV	315 x 30	80	NV	TKHS315	£29.11	£34.93
Precision Cut							
628036000	HW/CT	210 x 30	30	WZ	UK220 / PK200	£34.54	£41.44
628037000	HW/CT	210 x 30	40	WZ 0°	KS210 / KGS255 / UK220 / PK200	£41.66	£49.99
628039000	HW/CT	210 x 30	42	WZ	UK220 / PK200	£43.52	£52.23
628038000	HW/CT	210 x 30	42	FZ/TR	KS210 / KGS255 / UK220 / PK200	£46.75	£56.10
628041000	HW/CT	216 x 30	48	WZ 5° neg. 2NL	KGS216 / KGS216 PLUS	£79.42	£95.31
628045000	HW/CT	250 x 30	34	WZ 2NL	KGT500, 501, 550 / TS250 / PK255 / PKU250 / PKF255 / PKF255 (V8) / Optal26 / Maxi26 / CB310 / MF310	£36.23	£43.48
628046000	HW/CT	250 x 30	42	WZ 2NL	KGT500, 501, 550 / PK255 / PKU250 / PKF255 / PKF255 (V8) / Optal26 / Maxi26 / CB310 / MF310	£48.99	£58.78
628047000	HW/CT	250 x 30	48	WZ 5° neg.	KS250 / KGS301, 303, 331	£50.15	£60.18
628048000	HW/CT	250 x 30	60	WZ 5° neg.	KS250 / KGS301, 303, 331	£54.41	£65.29

628049000	HW/CT	250 x 30	60	WZ 2NL	KGT500, 501, 550 / TS250 / PK255 / PKU250 / PKF255 / PKF255 (V8) / Optal26 / Maxi26 / CB310 / MF310	£54.41	£65.29
628221000	HW/CT	254 x 30	48	WZ 5° neg. 2NL	KGS254 / KGS254 PLUS / KGS254 i PLUS	£35.86	£43.03
628222000	HW/CT	254 x 30	60	WZ 5° neg. 2NL	KGS254 / KGS254 PLUS / KGS254 i PLUS	£39.09	£46.91
628051000	HW/CT	300 x 30	48	WZ 2NL	PK300	£48.99	£58.78
628052000	HW/CT	300 x 30	60	DZ/HZ 2NL	PK300	£80.25	£96.30
628053000	HW/CT	300 x 30	72	WZ 2NL	PK300	£57.48	£68.97
628054000	HW/CT	305 x 30	60	WZ	KGS305	£76.52	£91.83
628055000	HW/CT	305 x 30	80	WZ	KGS305	£89.28	£107.13
628228000	HW/CT	305 x 30	60	WZ 5° neg.	KS305 PLUS	£74.08	£88.90
628229000	HW/CT	305 x 30	84	WZ 5° neg.	KS305 PLUS	£86.79	£104.15
628066000	HW/CT	315 x 30	48	WZ 15°	TKHS315	£52.71	£63.26
628057000	HW/CT	315 x 30	48	WZ 0°	KGS305 / KGT300 / TKHS315	£52.71	£63.26
628058000	HW/CT	315 x 30	84	WZ 10°	KGS305 / KGT300 / TKHS315	£89.28	£107.13
628224000	HW/CT	315 x 30	48	WZ 5° neg. 2NL	KGS315 PLUS	£50.60	£60.72
628225000	HW/CT	315 x 30	84	WZ 5° neg. 2NL	KGS315 PLUS	£89.73	£107.68
Multi Cut							
628078000	HW/CT	210 x 30	54	FZ/TR	KGS255 / Ks E 1678 S-Signal	£53.54	£64.25
628080000	HW/CT	210 x 30	60	FZ/TR	KGS255 / Ks E 1678 S-Signal	£59.17	£71.01
628079000	HW/CT	210 x 30	60	WZ	KGS255 / Ks E 1678 S-Signal	£48.28	£57.94
628081000	HW/CT	210 x 30	64	WZ	UK 220 / PK200	£48.28	£57.94
628082000	HW/CT	210 x 30	64	FZ/TR 5° neg.	KGS255 / KS210	£59.17	£71.01
628083000	HW/CT	216 x 30	60	FZ/TR 5° neg. 2NL	KGS216 / KGS216 PLUS	£85.01	£102.02
628087000	HW/CT	250 x 30	80	WZ 2NL	KGT500, 501, 550 / TS250 / PK255 / PKU250 / PKF255 / PKF255 (V8) / Optal26 / Maxi26 / CB310 / MF310	£61.74	£74.09
628088000	HW/CT	250 x 30	80	FZ/TR 5° neg. 2NL	KGS301, 303, 331 / KGT500, 501, 550 / TS250 / PK255 / PKU250 / PKF255 / PKF255 (V8) / Optal26 / Maxi26 / CB310 / MF310	£71.06	£85.27
628223000	HW/CT	254 x 30	80	FZ/TR 5° neg. 2NL	KGS254 / KGS254 PLUS / KGS254 i PLUS	£54.74	£65.69
628089000	HW/CT	300 x 30	96	WZ KNL	PK300	£74.66	£89.59
628090000	HW/CT	300 x 30	96	FZ/TR 6° neg. 2NL	PK300	£83.65	£100.38
628091000	HW/CT	305 x 30	96	FZ/TR 5° neg.	KGS305 / KS305 PLUS	£107.13	£128.55
628092000	HW/CT	315 x 30	96	FZ/TR 5° neg.	KGS305	£107.13	£128.55
628226000	HW/CT	315 x 30	96	FZ/TR 5° neg. 2NL	KGS315 PLUS	£95.24	£114.29

Accessories Saws

Order No.	Description	List Price (exc. VAT)	List Price (inc. VAT)
0911018691	Silicon Spray Can: Spray for maintenance and care	£7.08	£8.49
0910057553	Work clamp for KGS 255 / KGS 303 / KGT 300 / KGT 501 / KS 210 C / KS 210 Lasercut	£39.00	£46.80
1010665805	Work clamp for all KGS / KS PLUS machines and KGS 305 (this is a spare part not an accessory)	£33.11	£39.73
0910085173	LED Work Light for all KGS PLUS machines and KS 305	£29.25	£35.10
0910057553	Workpiece clamping device KGS 255 / 303 / 305 / KGT 300 / 501 / KS 210C	£39.00	£46.80
0910061127	Chip and dust extractor unit TS 250 / KGS 305 / UK 333	£55.75	£66.90
0910058010	Suction adapter multi for KGT 300 & 501	£10.93	£13.11
0910057553	Workpiece clamping device KGS 255 / 303 / 305 / KGT 300 / 501 / KS 210C	£39.00	£46.80
0910058010	Suction adapter multi for NEW KS / KGS PLUS Models	£10.93	£13.11
0910065173	LED Work Light for all KGS PLUS machines and KS 305	£29.25	£35.10
0910058010	Adapter for 100mm suction port	£10.93	£13.11
0910061127	Chip and dust extractor unit TS 250 / KGS 305 / UK 333	£55.75	£66.90

BAS 260 SWIFT Bandsaw

The BAS 260 Swift is a small compact bandsaw with many features normally found on much larger bandsaws. The 100 mm depth of cut and 245 mm throat make it ideal for handling most small projects, ideal for where space or budget is limited. With a solid cast iron table that can tilt to 45°, top mount brass thrust roller bearings, bottom mount blade guides, rack and pinion guard depth adjustment, cam lock rip fence and a torsion-free welded all steel construction. The top and bottom doors come micro switched for user safety.



"Micro switching on the doors as well as a quick-to-remove fence rail makes blade changing painless, and with a maximum of 1/2 inch blade width you can make decent cuts for straight work as well as intricate curved work."

Good Woodworking



SSP (inc. VAT) £199.00
SSP (inc. VAT) £238.80
Order Number: 240V - 0090025138

SPECIFICATIONS

350 Watts

Saw Table Tilt Range	0 - 45°
Cutting Depth	100 mm
Throat Capacity	245 mm
Cutting Speed	680 m/min
Saw Blade Length	1,712 mm
Support Surface	340 x 335 mm
Weight	32.5 kg

FEATURES

- A6 universal bandsaw blade
- Support base
- Parallel guide/ripping fence
- Mitre guide
- Precision three-pulley guide
- Suction adapter

BAS 317 PRECISION PACKAGE Bandsaw

The popular BAS 317 bandsaw is built to meet the demands of the woodworking enthusiast / small workshop. The 165 mm depth of cut and 305 mm throat capacity make the machine capable of handling everyday materials. Features include; a cast iron table that can bevel from -2° to 45°, brass thrust roller bearings, rack and pinion guard depth adjustment, cam lock rip fence with front and back lock on, mitre fence, stand and two cutting speeds.

Includes 4 blade set worth £52.36 List

Excellent workshop machine. Band Saw set up is one key area to accurate cutting. Take extra care and attention here.



FEATURES

- A6 universal bandsaw blade & stand
- Parallel guide/ripping fence
- Precision three-pulley guide
- Mitre fence
- Set of 4 extra blades

SSP (inc. VAT) £379.99
SSP (inc. VAT) £455.99
Order Number: 240V - UK903170381

SPECIFICATIONS

900 Watts

Saw Table Tilt Range	-2 - 45°
Cutting Depth	165 mm
Throat Capacity	305 mm
Cutting Speed	370/800 m/min
Saw Blade Length	2,240 mm
Support surface	548 x 400 mm
Weight	70.5 kg

BAS 505 PRECISION Bandsaw **NEW!**

The previous BAS 505 has been re-vamped into the NEW BAS 505 PRECISION. What are the new features?



Mitre fence accessory: 0910008048



Large rip cuts up to 280 mm

Cutting aluminium profile

Circular cutting guide accessory: 0909031249

SPECIFICATIONS

1,500W (240V) / 1,900W (400V)	
Dimensions L x W x H	834 x 639 x 1,860 mm
Table Bevel Range	-2° - +47°
Cutting Depth	280 mm
Throat Capacity	440 mm
Cutting Speed	408/965 m/min
Blade Length	3,380 mm
Table Area L x W	640 x 536 mm
Weight	133 kg

FEATURES

- A6 universal bandsaw blade
- Parallel guide/ripping fence with sturdy quick cam lock
- Precision three-pulley guide (top and bottom)

SSP (inc. VAT) £1,109.00
SSP (inc. VAT) £1,330.80

Order Number: 240V - 605052000
400V - 605053000

NEW viewing window can be used to read off the band tension without needing to open the saw door.

NEW high wall precision rip fence with sturdy quick cam lock.

NEW quick change precision bottom side and rear thrust bearings

The thick and sturdy cast iron frame is retained for precision and rigidity as are the balanced heavy roller wheels with PU coating.

Use the new viewing window to help with your blade tensioning. Depending of the width of the blade each blade must be tensioned differently. We recommend that you release the tension of the blade if not using the bandsaw for long periods of time.



NEW Patented precision rack and pinion table bevel mechanism for adjustment from -2° to +47°

NEW handy storage depot for rip fence and mitre fence when not in use.

NEW motor pulley design with two cutting speeds. Primarily suited to cutting wood. Depending on the type of saw blades fitted, plastic, foam, aluminium profile and other soft non-ferrous metals may also be cut e.g. using blade 0909029210

Bandsaw Blades

Bandsaw Blade Information

	Suitable for Material	Tooth Pitch, Type	Finish of Cut	Cut
A2 (3)	Wood, Plastic	2 mm, Helical Tooth	Fine	Curved Cuts
A2 (15)	Aluminium, Copper, Brass, Foam	2 mm, Rake Tooth	Fine	Straight Cuts
A4 (6)	Wood, Plastic	4 mm, Helical Tooth,	Rough	Curved Cuts
A6 (12)	Wood, Plastic	6 mm, Peg Tooth	Rough	Straight Cuts
A6 (25)	Wood, Plastic	6 mm, Peg Tooth	Rough	Straight Cuts
A18 (25)	Wood, Fire Wood	18 mm, Peg Tooth	Very Rough	Straight Cuts
14/1" (13)	Aluminium, Copper, Brass, Steel	1 mm, Rake Tooth	Fine	Straight Cuts

Description	Part Number	List Price (exc. VAT)	List Price (inc. VAT)
-------------	-------------	-----------------------	-----------------------

Saw blades for BAS 250 and BAS 260 Swift

Belt blade Ind.hardened 1712x6x0.36 A4 (6)	0909057175	£15.55	£18.66
Belt blade Ind.hardened 1712x12x0.36 A6 (12)	0909057183	£15.55	£18.66
Belt blade Ind.hardened 1712x12x0.36 A2 (12)	0909057191	£15.55	£18.66

Saw blades for BAS 316 and BAS 317 Precision

Belt blade Ind.hardened 2240x12x0.5 A6 (12)	0909029244	£13.93	£16.72
Belt blade Ind.hardened 2240x6x0.5 A4 (6)	0909029252	£13.39	£16.07
Belt blade Ind.hardened 2240x15x0.5 A6 (15)	0909029260	£16.36	£19.63
Belt blade Ind.hardened 2240x15x0.5 A2 (15)	0909029279	£16.40	£19.68
BAS 317 set. 4 blade set	UKSAWBLADESET	£52.36	£62.83

Saw blades for BAS 500, BAS 600 and BAS 505

Belt blade Ind.hardened 3380x25x0.5 A6 (25)	0909000416	£34.15	£40.99
Belt blade Ind.hardened 3380x25x0.5 A18 (25)	0909000424	£28.54	£34.24
Belt blade Ind.hardened 3380x15x0.5 A6 (15)	0909029171	£25.17	£30.20
Belt blade Ind.hardened 3380x6x0.5 A4 (6)	0909029180	£18.20	£21.84
Belt blade Ind.hardened 3380x15x0.5 A2 (15)	0909029210	£25.17	£30.20
Belt blade Ind.hardened 3380x13x0.65 A2 (13) not recommended for NEW BAS 505 PRECISION)	0909029228	£21.75	£26.10

Additional Accessories

Wheel set BAS 317	0910063570	£46.57	£55.88
Wheel set BAS 450 / BAS 500 / BAS 505	0909000505	£79.84	£95.81
Mitre fence BAS 317	0910064410	£74.20	£89.04
Mitre fence BAS 315 / BAS 316 / BAS 500 / BAS 505 / BAS 600	0910008048	£52.70	£63.24
Circle cutting attachment BAS 250 / BAS 260 / BAS 315 / BAS 316 / BAS 317 / BAS 450 / BAS 500 / BAS 505 / BAS 600	0909031249	£33.67	£40.41

HC 260 C Planer / Thicknesser

Metabo were one of the first companies to develop a planer thicknesser of this size. With over 20 years of experience in this field you can trust that Metabo planer thicknessers are amongst the best in the market. The planer has a cutting width of 260 mm and total table length of 1,090 mm. Cutting depth is 3 mm max. The thicknessing height is an impressive 160 mm with a 3 mm stock removal capacity. The thicknessing bed is cast iron, the planing tables are cast aluminium. The machine comes fully equipped with three micro-switches as well as kick stop on/off switch and quick release cable for machine and operator safety.

SPECIFICATIONS	
2,200 Watts	
Planing table L x W	1,040 x 260 mm
Thickness table L x W	400 x 260 mm
Chip removal	3 mm
Passage height/width	160/260 mm
Feed Rate	5 m/min

FEATURES	
Disposable reversible planer blades	
Short, swivelling jointing fence	
Chip ejection hood	
Extraction nozzle	



"I was impressed with this compact planer. The build quality was great, as was the finish on the component parts. It's quiet for a planer too, and very user friendly. A neat and well put together machine - ideal for small home workshops and light work, but also quite capable of bigger work undertaken with care. A very pleasing buy."

Router and Power Woodworking



Need help with set up? Watch this video



SSP (exc. VAT)	£510.00
SSP (inc. VAT)	£612.00
Order Number	240V - 0114026038

Planer / Thicknesser Accessories

Accessories: Planer Thicknessers

Description	Part Number	List price (exc. VAT)	List Price (inc. VAT)
Universal Adapter for HC 260 M, HC 260 K and HC 260 C	0913031288	£11.37	£13.65
Wheel set for HC 260 C / M	0911003783	£63.13	£75.76
Slot boring machine HC 260 M / K	0911003791	£419.32	£503.18
Eccentric clamping device	0910009680	£60.83	£72.70
Clamp stand HC 260 M / K	0911009811	£17.82	£21.39
Slot milling bits 6 / 8 / 10 / 12mm, right hand cutting	0911030497	£43.44	£52.12
Planer blades setting device	0911016397	£185.12	£222.14

Planer Blades

Description	Part Number	List Price (exc. VAT)	List Price (inc. VAT)
Saw blades for HC 260 C, HC 260 M, HC 260 K and multi 260			
HC 260 C/E/M, planer blade, disposable, 260x18.6x1mm, 2 units	0911030713	£29.06	£34.67
HC 260 C/M/K, planer blade HSS-18%W, 260x20x3mm / 2-Einstellnuten, 2 units	0911030721	£58.85	£70.62
HC 260 C/M/K, carbide-tipped planer blade 260x20x3mm / 2-Einstellnuten, 2 units	0911030730	£254.84	£305.81
Cutter block conversion kit HC 260 C / M / K, 2 piece	0911030845	£52.48	£62.97

SPA 1200 Chip & Dust Extractor **NEW!**

The new SPA 1200 replaces the SPA 1101 and features an increased air volume flow and an increased air pressure, thanks to its new powerful 550 Watt motor. It can be connected to a variety of stationary machines, and should definitely not be missed in any workshop.

! Add the fine filter as an accessory to help protect you from harmful dust debris from hard woods or MDF
Info: Fine Filter - 0920016529

SPECIFICATIONS

Bag Volume	65 Litres
Dimensions	L x W x H: 830 x 450 x 1.600 mm
Max. vacuum	1.600 Pa
Max. volume flow	900 m ³ /h
Rated input power	550 Watts
Weight	22 kg

FEATURES

230 V induction motor
High user safety
Suction hose connection Ø 100mm
Stable frame

Why is it important to have a dust extractor?

- Wood dust can cause asthma. Carpenters and joiners are 4 times more likely to get asthma compared with the UK working population.
- Hardwood and man made board dust is a carcinogenic.
- Both hardwood and softwood dusts have a Workplace Exposure Limit (WEL) of 5mg/m³ which must not be exceeded. WEL's are limits on concentrations of dust in the air, averaged over 8 hours. But because wood dust is an asthmagen, exposure must be reduced as low as is reasonably practicable.
www.hse.gov.uk/woodworking/dust.htm

SSP (inc. VAT)	£159.00
SSP (inc. VAT)	£190.80
Order Number	240V: 601205380



SPA 2002 Chip & Dust Extractor

The SPA 2002 is the range leading dust and chip extractor. With the dust contained within the extractor the machine has been awarded with a GS H3 safety certificate, the machine has a filtration value of 0.2 mg/m³. The machine has a flow rate of 1,038 m³/h and a 135 Litre bag capacity.

SPECIFICATIONS

1,400 Watts	
Bag Volume	135 Litres
Cloth Bag Surface area	3.45 m ²
Airflow Capacity	1,038 m ³ /h
Filtration Level	0.2 Micron
Weight	95 kg

FEATURES

Low noise
Plastic chip bag
2.5 m hose
100 mm outlet

How to control dust.

- Provide dust extraction at woodworking machines to remove dust before it can get breathed in.
- Keep the extraction and collection system maintained to make sure it continues to work efficiently.
- It is a legal requirement to have dust extraction equipment examined by a competent person at least every 14 months. (Your insurers or LEV supplier may have competent persons who can do this for you).
- Use a vacuum system to clear up wood dust – either a free standing vacuum cleaner or preferably a vacuum pipe attached to your extraction system. Using fine filters/twin filter systems with dust bags can help considerably.

www.hse.gov.uk/woodworking/dust.htm

SSP (inc. VAT)	£1,750.00
SSP (inc. VAT)	£2,100.00

Order Number 400V - 0130200110



Accessories Chip & Dust Extractors

Description	Part Number	List Price (inc. VAT)	List Price (inc. VAT)
Fine Filter for SPA 1000 / SPA 1100 / SPA 1101 (0.2 Micron)	0913005058	£167.13	£200.65
Fine Filter for SPA 1700 D / SPA 1701 W / SPA 1702 W / SPA 1200	0920016529	£222.60	£267.12
Fine Filter for SPA 2001 W / SPA 2001 D / SPA 2002 W / SPA 2002 D	0913059441	£527.86	£633.43
Cleaning Nozzle	0913031270	£31.17	£37.40
Transition Ring	0913031300	£9.40	£11.28
Suction Adapter Nozzles	0910031260	£9.00	£10.80
Universal Adapter	0913031288	£11.37	£13.65
Diversion (two-way Splitter)	0913031296	£12.00	£14.40
Y-Piece	0910060090	£108.41	£130.09
Suction Hose Kit 2.5m 100 mm Ø With 100 mm Transition ring & Universal adapter ring	0913010779	£42.79	£51.35

Submersible Pumps Clear Water



SPECIFICATIONS	TP 6600	TP 8000 S	TPF 7000 S Flat Suction
	Supplied with carry handle and angle connection with multi-adapter for fitting to different hose sizes.	Supplied with carry handle and angle connection with multi-adapter for fitting to different hose sizes, float switch and float switch level adjustment catch.	Supplied with carry handle and angle connection with multi-adapter for fitting to different hose sizes, float on/off switch and float switch level adjustment catch.
Input Power	250 Watts	350 Watts	450 Watts
Max. Delivery rate	6600 l/h	8000 l/h	7000 l/h
Max. Delivery height	6 m	7 m	6 m
Max. Submersible depth	5 m	5 m	5 m
Max. Pressure	0.6 bar	0.7 bar	0.7 bar
Flat suction down to	n/a	n/a	2-3 mm
Discharge Port	1 ^{1/2} " female thread	1 ^{1/2} " female thread	1 ^{1/2} " female thread
Pump housing	Tough plastic	Tough plastic	Tough plastic
Power Cable	10 m	10 m	10 m
Weight	4.3 kg	4.3 kg	4.6 kg
SSP (inc. VAT)	£55.00	£64.00	£99.00
SSP (inc. VAT)	£66.00	£76.80	£118.80
Order Number	240V - 0250680000	240V - 0250800000	240V - 0250800002



Submersible Pumps Clear Water



TP 7500 SI Flat Suction

TPF 6600 SN Flat Suction

TP 12000 SI Flat Suction

SPECIFICATIONS	TP 7500 SI Flat Suction	TPF 6600 SN Flat Suction	TP 12000 SI Flat Suction
Purpose built for pumping out clear water from ponds, water butts etc. In-built automatic float on/off switch makes it impossible for the float switch to catch on surrounding debris.		Supplied with carry handle and angle connection with multi-adapter for fitting to different hose sizes, float on/off switch and float switch level adjustment catch.	In-built automatic float on/off switch makes it impossible for the float switch to catch on surrounding debris.
Input Power	300 Watts	450 Watts	600 Watts
Max. Delivery rate	7500 l/h	6600 l/h	11,700 l/h
Max. Delivery height	6.5 m	6 m	9 m
Max. Submersible depth	7 m	5 m	7 m
Max. Pressure	0.65 bar	0.7 bar	0.9 bar
Flat suction down to	2-3 mm	2-3 mm	2-3 mm
Discharge Port	1 ^{1/2} " female thread	1 ^{1/2} " female thread	1 ^{1/2} " female thread
Pump housing	Tough plastic	Stainless Steel	Tough plastic
Power Cable	10 m	10 m	10 m
Weight	7.7 kg	4.6 kg	5.1 kg
SSP (inc. VAT)	£109.00	£109.00	£115.00
SSP (inc. VAT)	£130.80	£130.80	£138.00
Order Number	240V - 0250750013	240V - 0250660006	240V - 0251200009

Submersible Pumps High Pressure / Dirty Water



TDP 7501 S High Pressure

PS 7500 S Dirty Water

PS 18000 SN Dirty Water

SPECIFICATIONS	TDP 7501 S High Pressure	PS 7500 S Dirty Water	PS 18000 SN Dirty Water
3 impellers, float on/off switch with level adjustment and multi-adapter. Specialist high pressure pump designed for use with sprinkler and irrigation systems. Can handle up to 3 sprinklers at a time.		Supplied with carry handle and angle connection with multi-adapter for fitting to different hose sizes, float on/off switch and float switch level adjustment catch.	Supplied with carry handle and angle connection with multi-adapter for fitting to different hose sizes, float on/off switch and float switch level adjustment catch.
Input Power	1,000 Watts	450 Watts	1,100 Watts
Max. Delivery rate	7500 l/h	7500 l/h	18,000 l/h
Max. Delivery height	34 m	5 m	11 m
Max. Submersible depth	7 m	5 m	7 m
Max. Pressure	3.4 bar	0.5 bar	1.1 bar
Max. Particle size	n/a	30 mm	35 mm
Discharge Port	1" female thread	1 ^{1/2} " female thread	1 ^{1/2} " female thread
Pump housing	Tough plastic	Tough plastic	Stainless Steel
Power Cable	10 m	10 m	10 m
Weight	9.1 kg	4.8 kg	7.8 kg
SSP (inc. VAT)	£189.00	£89.00	£199.00
SSP (inc. VAT)	£226.80	£106.80	£238.80
Order Number	240V - 0250750100	240V - 0250750000	240V - 0251800000



Submersible Pumps For Clean & Dirty Water



	PS 24000 SG Storm Pump	TPS 16000 S Flat Suction Combi Pump
SPECIFICATIONS	Storm pump with extremely fast discharge rate of 24,000 l/h. Supplied with carry handle and angle connection with multi-adapter, float on/off switch and float switch level adjustment catch.	Innovative Combi sub pump for clear water and dirty water. Supplied with carry handle and angle connection with multi-adapter, float on/off switch and float switch level adjustment catch.
Input Power	1,100 Watts	970 Watts
Max. Delivery rate	24,000 l/h	16,000 l/h
Max. Delivery height	11 m	9.5 m
Max. Submersible depth	10 m	7 m
Max. Pressure	1.1 bar	0.95 bar
Flat suction down to	n/a	1 mm
Max. Particle size	10 mm	30 mm
Discharge Port	Storz coupling	1 1/2" female thread
Pump housing	Cast Iron	Tough plastic
Power Cable	10 m	10 m
Weight	18 kg	7.8 kg
SSP (inc. VAT)	£289.00	£119.00
SSP (inc. VAT)	£346.80	£142.80
Order Number	240V - 0250240000	240V - 0251600000

Bore Hole Pumps For Clean Water



	TBP 4000 M Deep Well Pump	TBP 5000 M Deep Well Pump
SPECIFICATIONS	Especially suitable for great depths. With an integrated check valve so the water cannot flow back to the pump.	Especially suitable for great depths. With an integrated check valve so the water cannot flow back to the pump.
Input Power	750 Watts	1,000 Watts
Max. Delivery rate	3,800 l/h	5,000 l/h
Max. Delivery height	55 m	60 m
Max. Submersible depth	20 m	20 m
Max. Pressure	5.5 bar	6 bar
Discharge Port	1"	1"
Pump housing	Stainless Steel / Tough plastic	Stainless Steel
Power Cable (3 core)	22 m	22 m
Pump Diameter	Ø 98 mm	Ø 98 mm
SSP (inc. VAT)	£219.00	£249.00
SSP (inc. VAT)	£262.80	£298.80
Order Number	240V - 0250400055	240V - 0250500050

ClassicAir 255 Compressor 24 Litre

The ClassicAir 255 is a 24 litre oil lubricated piston compressor, ideal for DIY use. Features include a pressure reducer with manometer for the exact adjustment of the working pressure, an additional manometer for tank pressure and universal coupling for fast and simple connection with all known European plug-in nipples. Ideally suited for nailing, stapling, tyre inflation, and spraying.

SPECIFICATIONS	
Rated input power	1.5 kW
Tank capacity	24 l
Free air delivery	140 l/min (4.9 cfm)
Effective delivery volume (at 8 bar working pressure)	120 l/min (4.2 cfm)
Max. Pressure	8 bar (116 psi)
Suction Rate	240 l/min
Sound pressure level (LpA)	87 dB (A)
Weight	27 kg

! All Metabo compressors come with a 10 year tank warranty against rust!

! For a list of suitable tasks please refer to page 115.

SSP (inc. VAT)	£135.00
SSP (inc. VAT)	£162.00
Order Number	240V - 0230025500



BasicAir 250 Compressor 24 Litre

The BasicAir 250 is a light and manoeuvrable, oil filled piston compressor - suitable for small DIY & trade task such as stapling and nailing. Features include: Thermal overload protection for long motor service life. A good cold start ability thanks to push button starting valve, pressure reducers and manometers to help ensure a good level of working pressure and a manometer for displaying the tank pressure.

All Metabo compressors come with a 10 year tank warranty against rust!

For a list of suitable tasks please refer to page 116.

Use the Free Air Delivery rating figure to judge compressor & air-tool suitability.

SPECIFICATIONS	
Rated input power	1.5 Kw
Tank capacity	24 l
Suction capacity / Air displacement	240 l/min (8.5 cfm)
Free air delivery	120 l/min (4.2 cfm)
Max. Pressure	8 bar (116 psi)
Sound pressure level (LpA)	87 dB(A)
Weight	28 kg



SSP (inc. VAT) £149.00
SSP (inc. VAT) £178.80
Order Number 240V - 0230125000

PowerAir 350 Compressor 23 Litre

The PowerAir 350 is a special, compact oil filled piston compressor designed for the professional who requires performance and mobility. This compressor is ideal for the professional user who requires a machine suitable for stapling, nailing, paint spraying and use with impact ratchets. Features include: Thermal overload protection for long motor service life. A good cold start ability thanks to push button starting valve, pressure reducers and manometers to help ensure a good level of working pressure.

All Metabo compressors come with a 10 year tank warranty against rust!

For a list of suitable tasks please refer to page 115.

Use the Free Air Delivery rating figure to judge compressor & air-tool suitability.

SPECIFICATIONS	
Rated input power	1.8 kW
Tank capacity	23 l
Suction capacity / Air displacement	290 l/min (10.2 cfm)
Free air delivery	150 l/min (5.3 cfm)
Max. Pressure	10 bar (145 psi)
Sound pressure level (LpA)	84 dB(A)
Weight	34,5 kg



SSP (inc. VAT) £345.00
SSP (inc. VAT) £414.00
Order Number 240V - 0230135100

BasicAir 350 Compressor 50 Litre

The BasicAir 350 is a mid sized 50 litre oil filled compressor delivering 10 bar of pressure. This compressor is ideal for the professional user who requires a machine suitable for paint spraying and use with impact ratchets. Features include: Thermal overload protection for long motor service life. A good cold start ability thanks to push button starting valve, pressure reducers and manometers to help ensure a good level of working pressure.

All Metabo compressors come with a 10 year tank warranty against rust!

For a list of suitable tasks please refer to page 116.

Use the Free Air Delivery rating figure to judge compressor & air-tool suitability.

SPECIFICATIONS	
Rated input power	1.8 kW
Tank capacity	50 l
Suction capacity / Air displacement	290 l/min (10.2 cfm)
Free air delivery	150 l/min (5.3 cfm)
Max. Pressure	10 bar (145 psi)
Sound pressure level (LpA)	84 dB(A)
Weight	33,5 kg



SSP (inc. VAT) £259.00
SSP (inc. VAT) £310.80
Order Number 240V - 0230135000

PowerAir V400 Compressor 24 Litre

The PowerAir V400 is a very high powered compact oil filled piston compressor designed for the professional who requires high performance and mobility. This compressor is ideal for the professional user who requires a machine suitable for tough tasks such as use with impact wrenches, ratchets, drills and saws (for short periods). Features include: Thermal overload protection for long motor service life. A good cold start ability thanks to push button starting valve, pressure reducers and manometers to help ensure a good level of working pressure and powerful 'V' cylinders delivering high pressure and high flow rates of up to 1,800 litres per minute.

All Metabo compressors come with a 10 year tank warranty against rust!

For a list of suitable tasks please refer to page 115.

Use the Free Air Delivery rating figure to judge compressor & air-tool suitability.

SPECIFICATIONS	
Rated input power	2.2 kW
Tank capacity	24 l
Suction capacity / Air displacement	340 l/min (12.0 cfm)
Free air delivery	180 l/min (6.4 cfm)
Max. Pressure	10 bar (145 psi)
Sound pressure level (LpA)	87 dB(A)
Weight	47 kg



SSP (inc. VAT) £641.63
SSP (inc. VAT) £769.96
Order Number 240V - 0230140000

Mega 370 Compressor 90 Litre

The Mega 370 is an extremely powerful oil filled V-belt compressor - proven for demanding professional applications. This compressor is ideal for the professional user who requires a machine suitable for tough tasks such as use with impact wrenches, ratchets and drills. This robust, quiet and durable compressor features: 2-cylinder condenser with sturdy belt safety guard, 2 manometers for controlled working and tank pressure, thermal motor protection up to 3 brand quick-action couplings, pressure switch with start-up valve, rubberised wheels and handle for high mobility.

All Metabo compressors come with a 10 year tank warranty against rust!

For a list of suitable tasks please refer to page 115.

Use the Free Air Delivery rating figure to judge compressor & air-tool suitability.

SPECIFICATIONS	
Rated input power	1.7 kW
Tank capacity	90 l
Suction capacity / Air displacement	250 l/min (8.8 cfm)
Free air delivery	150 l/min (5.3 cfm)
Max. Pressure	10 bar (145 psi)
Sound pressure level (LpA)	87 dB (A)
Weight	56 kg



SSP (inc. VAT) £519.00
SSP (inc. VAT) £622.80
Order Number 240V (W) - 0230137000
400V (D) - 0230137100

All Metabo compressors come with a 10 year tank warranty against rust!



Comparative technical values	MEGA 490/50	MEGA 500/150	MEGA 550/200	MEGA 650/200
Rated input power	2.4 kW	2.6 kW	4.55 kW	5 kW
Tank capacity	50 l	150 l	200 l	200 l
Suction capacity / Air displacement	320 l/min (11.3 cfm)	390 l/min (13.8 cfm)	510 l/min (18.0 cfm)	650 l/min (22.9 cfm)
Free air delivery	220 l/min (7.8 cfm)	250 l/min (8.8 cfm)	350 l/min (12.4 cfm)	420 l/min (14.8 cfm)
Max. Pressure	10 bar (145 psi)	10 bar (145 psi)	11 bar (159.5 psi)	11 bar (159.5 psi)
Sound pressure level (LpA)	87 dB (A)	88 dB (A)	87 dB (A)	88 dB (A)
Weight	46 kg	95 kg	109 kg	132 kg

SSP (inc. VAT)	£559.00	£795.00	£1,109.00	£1,189.00
SSP (inc. VAT)	£670.80	£954.00	£1,330.80	£1,426.80
Order number 240V (W)	0230145000		0230155000	0230165000
Order number 400V (D)	0230145100	0230148000		

Mega 490 Compressor 90 Litre

The Mega 490 is an extremely powerful oil filled V-belt compressor - proven for demanding professional applications. This compressor is ideal for the professional user who requires a machine suitable for tough tasks such as use with impact wrenches, ratchets, drills and saws. This robust, quiet and durable compressors features include: 2-cylinder condenser with sturdy belt safety guard, 2 manometers for controlled working and tank pressure, thermal motor protection up to 3 brand quick-action couplings, pressure switch with start-up valve for good cold start and large, rubberised wheels and handle for high mobility.

All Metabo compressors come with a 10 year tank warranty against rust!

For a list of suitable tasks please refer to page 115.

Use the Free Air Delivery rating figure to judge compressor & air-tool suitability.

SPECIFICATIONS	
Rated input power	2.4 kW
Tank capacity	90 l
Suction capacity / Air displacement	320 l/min (11.3 cfm)
Free air delivery	220 l/min (7.8 cfm)
Max. Pressure	10 bar (145 psi)
Sound pressure level (LpA)	87 dB (A)
Weight	56 kg



SSP (inc. VAT) £589.00
SSP (inc. VAT) £706.80
Order Number 240V (W) - 0230145200
400V (D) - 0230145300

Compressor Chart

Model	Stapling / Nailing	Spraying water/oil	Seal / lubricating	Inflating tyres	Blow guns	Drilling	Paint spraying	Impact ratchet	Impact wrench	Chiselling	Sawing	Sand blasting	Grinding / Sanding
ClassicAir 255, 24 l / 8 bar	✓	✓	✓	✓	●	●	●	×	×	×	×	×	×
BasicAir 250, 24 l / 8 bar	✓	✓	✓	✓	●	●	●	×	×	×	×	×	×
BasicAir 350, 50 l / 10 bar	✓	✓	✓	✓	✓	●	✓	✓	●	●	×	×	×
PowerAir 350, 23 l / 10 bar	✓	✓	✓	✓	✓	●	✓	✓	●	●	×	×	×
PowerAir V400, 24 l / 10 bar	✓	✓	✓	✓	✓	✓	✓	✓	✓	●	●	×	×
Mega 370, 90 l / 10 bar	✓	✓	✓	✓	✓	✓	✓	✓	✓	●	●	×	×
Mega 490, 50 l / 10 bar	✓	✓	✓	✓	✓	✓	✓	✓	✓	●	✓	×	×
Mega 490, 90 l / 10 bar	✓	✓	✓	✓	✓	✓	✓	✓	✓	●	✓	●	●
Mega 500, 150 l / 10 bar	✓	✓	✓	✓	✓	✓	✓	✓	✓	✓	✓	●	●
Mega 550, 200 l / 10 bar	✓	✓	✓	✓	✓	✓	✓	✓	✓	✓	✓	✓	✓
Mega 650, 200 l / 11 bar	✓	✓	✓	✓	✓	✓	✓	✓	✓	✓	✓	✓	✓

✓ Very well suited
● Only suitable under certain circumstances
× Not suitable for this application

Compressed Air Tools

Air tools have three requirements in order to successfully carry out the applications for which they were intended. 1) pressure 2) air flow to the air tool (free air delivery) 3) tank size.

Air tools such as nailers and staplers only require short blasts of air so an 8 bar compressor like the BasicAir 250 would be ideal. However air tools such as sanders, grinders and impact wrenches need both high working pressure and high levels of free air delivery in order to overcome resistance and maintain working speed in order to complete the job in hand successfully. Compressors such as the Mega 550 are required here. Don't be fooled with small air tools like blow guns however. They can use a surprising amount of air if being used for long periods of time. Compressors with a 50 litre plus tank size should be considered here. The danger is that if you use a high air dependant air tool on too small a tank you will over work the motor and severely diminish the compressor's service life, not to mention voiding the warranty.



	BM 310 Air Drill & geared chuck	BM 500 Air Drill & keyless chuck
Working pressure	8 bar	6.2 bar
Air requirement	440 l/min	440 l/min
Loosening torque	-	-
Speed	2,500 rpm	1,800 rpm
Chuck capacity	2 - 10 mm	1 - 10 mm
Nozzle Ø	-	-
SSP (exc. VAT)	£36.00	£62.49
SSP (inc. VAT)	£43.20	£74.99
Order No.	0901006725	091054533



	STS 7000 Die Grinder	KS 6000 Set Detail Panel Saw	SR 1500 Set 1/2" Impact Wrench	SR 2700 1/2" Impact Wrench
Working pressure	6.3 bar	6.3 bar	6.2 bar	6.3 bar
Air requirement	570 l/min	470 l/min	320 l/min	400 l/min
Loosening torque	-	-	365 Nm	670 Nm
Speed	20,000 rpm	10,000 rpm	-	-
Stroke length	-	10 mm	-	-
Nozzle Ø	-	-	-	-
SSP (exc. VAT)	£47.00	£105.00	£44.00	£74.99
SSP (inc. VAT)	£56.40	£126.00	£52.80	£89.99
Order No.	0901006040	0901061009	0901059721	0901059730

Use the Free Air Delivery rating figure to judge compressor & air-tool suitability.



	STS 630 Set Die Grinder	BP 70 Blow Gun	RF 363 Tyre Inflator	FB 2200 Paint Spray Gun
Working pressure	6.2 bar	2 - 6 bar	7 bar	4.5 bar
Air requirement	340 l/min	100 - 200 l/min	-	200 l/min
Loosening torque	-	-	-	-
Speed	22,000 rpm	-	-	-
Chuck capacity	-	-	-	-
Nozzle Ø	-	-	-	1.5 mm
SSP (exc. VAT)	£29.00	£4.50	£32.00	£36.00
SSP (inc. VAT)	£34.80	£5.40	£38.40	£43.20
Order No.	0901054576	0901026726	0901054622	0901054452

For a list of suitable tasks please refer to page 115.



	LPZ 6 Kit Compressed Air Tool Kit	LPZ 4 Kit Compressed Air Tool Kit
KIT CONTENTS	Blow gun	Blow gun
	Tyre inflator	Tyre inflator
	Paint spray gun	Paint spray gun
	Tyre inflator nipple	Spiral hose
	Curved hollow needle	-
	5m Fabric hose	-
SSP (exc. VAT)	£35.00	£30.00
SSP (inc. VAT)	£42.00	£36.00
Order No.	0901054487	0901013845



	RS 220 Set 1/2" Impact Ratchet	SSP 166 Sand Blasting Gun	WS 7400 125 mm Air Angle Grinder	ES 7700 150 mm Air Disc Sander
Working pressure	6.2 bar	7 bar	6.3 bar	6.3 bar
Air requirement	310 l/min	300 l/min	400 l/min	550 l/min
Loosening torque	40 Nm	-	-	-
Speed	110 rpm	-	11,000 rpm	12,000 rpm
Chuck capacity	-	-	-	-
Spindle thread	-	-	M 14	-
SSP (exc. VAT)	£49.00	£15.00	£149.00	£ 93.00
SSP (inc. VAT)	£58.80	£18.00	£178.80	£111.60
Order No.	0901006717	0901054517	0901063710	0901061017

Always try to buy a compressor slightly overspecced. This way you are not always working the compressor at its upper limits.



	SA 200 RECOIL 8m Hose	ST 200 SWIVEL 30m Hose	SA 100 20m Hose
Maximum pressure	12 bar	12 bar	15 bar
Features	Wall and ceiling mounting brackets	360° Rotatable (highly flexible)	-
	With auto recoil	-	-
SSP (exc. VAT)	£58.33	£58.33	£37.49
SSP (inc. VAT)	£69.99	£69.99	£44.99
Order No.	0901054550	0901054568	0901054975



On-line registration required for extended warranty to take effect

The Metabo 3-year Tool Warranty

At Metabo we design our power tools for a long service life, but to give you additional peace of mind for your investment we are now offering the XXL warranty. After registration, your normal warranty is simply extended to 3 years from the date of purchase.

What is the XXL warranty?

The XXL warranty extends Metabo's normal one year power tool warranty to three years, and is acquired free of charge by registering online at www.metabo.com/xxl. The XXL warranty is available only for tools purchased from April 1, 2004.

What is covered by the XXL warranty?

The XXL warranty covers defects in materials and workmanship. Simply return the tool to your point of sale or your nearest Metabo Repair Center. See Metabo's warranty statement for full details.

Will all machines purchased come with the XXL warranty?

The XXL warranty is a warranty extension that you receive free of cost only after online registration provided you purchased your machine anytime from April 1, 2004 onwards.

How does the registration work?

On our homepage, complete the XXL warranty form and print out the receipt and you will receive a confirmation via E-mail. Then, should you make a warranty claim, send this receipt along with the original sales receipt and the faulty machine to your point of sale or warranty agent.

Am I entitled to a warranty claim without an online receipt?

Yes, you are entitled to the normal one year warranty period. The online receipt is meant exclusively for extension of the warranty period to the XXL warranty (three years). If your tool is not registered, the normal one year warranty applies.

How can I register if I have no Internet connection?

You can register your machine at www.metabo.com/xxl from any place with access to the Internet. On purchasing a new machine, your dealer can also register your machine online immediately, as long as the dealer has an Internet connection.


How soon after the purchase date must I complete the registration?

The machine must be registered within four weeks after the purchase date. For more information, visit the Metabo XXL web site: www.metabo.com/xxl

3-year Battery and Charger Warranty

Metabo's 14.4V, 18V Lithium-Ion Extreme, Plus and Compact battery packs and ASC30/ASC15 Charger are warranted to the original purchaser for 3 years from the date of purchase against defects in materials and workmanship.

If a listed battery fails to take a charge, or if the charger fails, due to a defect in the first 3 years of ownership, return the battery or charger, along with proof of purchase to your dealer or warranty agent.



www.metabo.co.uk



Metabo



@MetaboUK

3 **Li**
Power
years
warranty



Metabo offers a

3 YEAR WARRANTY

ON ALL MACHINES, ALL CHUCKS, ALL CHARGERS &

ALL BATTERIES!

SIMPLY REGISTER YOUR MACHINE ONLINE WITHIN 4 WEEKS OF PURCHASE TO QUALIFY

www.metabo.com/xxl

*Warranty only covers part failure due to faulty assembly or manufacture. It does not cover wear and tear or miss-use.
All machines come with a 1 year warranty as standard.



Metabo (UK) Ltd

25 Majestic Road
Nursling Industrial Estate
Southampton, SO16 0YT
Tel: (02380) 732 000
Fax: (02380) 747 500
www.metabo.co.uk

This catalogue is available online at www.metabo.co.uk

Prices at 20% VAT effective 1st January 2011

Metabo reserve the right to change details or product specifications without notice. Prices are subject to change. Photographs are for illustration purposes only. Offers are available at selected dealers whilst stocks last. E&OE.

PROFESSIONAL POWER TOOLS

metabo[®]
work. don't play.