



Einhell

2010



**Quality tools at
affordable prices**



Over 45 years experience offering quality tools at affordable prices



All products contain a 2 Year Guarantee



Power Tools

Cordless Drills 4 - 6

Corded Drills 6 - 7

Multifunction Tools 7

Table Saw 9

Jigsaws 9

Sanders 9 - 10

Biscuit Joiner 10

Planers 11

Circular Saws 11

Reciprocating Saw 11

Router 13

Angle Grinders 13

Bench Grinder 14

Compressors/Air Tools 14 - 15

Sliding Mitre Saw 15

Tile Cutter 15

Log Splitters 16

Industrial Vacuums 16

Hand Trucks 17



Cordless Drills 26

Corded Drills 26 - 27

Angle Grinders 27

Jigsaw 29

Circular Saw 29

Planer 29

Router 29

Sanders 30

Tile Cutter 30

Table Saw 31

Sliding Mitre Saws 31

Garden

Dirty Water Pumps 17

Submersible Pump 17

Electric Hedge Trimmer 18

Electric Chainsaw 18

Electric Blower Vac 18

Petrol Blower Vac 19

Electric Lawn Trimmers 19

Electric Garden Shredder 19

Hand Lawnmower 20

Electric Lawnmowers 20

Electric Tiller 20

Petrol Tiller 21

Petrol Hedge Trimmer 21


Garden Cart 21

Petrol Lawn Trimmers 23

Petrol Brushcutter 23

Petrol Chainsaw 24

Petrol Lawnmowers 24





BLUE

Quality tools at affordable prices

650w IMPACT DRILL

Art No: 42.586.58 | BT-ID 650

See page 6 for details

4.8v CORDLESS SCREWDRIVER

Art No: 45.107.02 | BT-SD 4.8F

Bar code: 4006825 545876



Features

- Pivot joint
- Soft grip
- LED light
- Reverse facility
- Charger
- Socket wrench holder
- Magnetic bit holder
- 28 drill bits
- Carry case

Technical

Power: 4.8v
Speed: 200rpm
Charge time: 3 - 5 hour
Weight: 1.2kg

Spare Parts

40 piece drill bit set: 42.580.80

18v CORDLESS DRILL

Art No: 45.133.30 | BT-CD 18

Bar code: 4006825 541229



Technical

Speed: 550rpm
Torque settings: 22
Charge time: 3 - 5 hour
Weight: 1.7kg

Spare Parts

40 piece drill bit set: 42.580.80
18v battery: 4513.3300.1012
3.5hr charger: 4513.3300.1013

Features

- Reverse facility
- 6 drill bits
- Soft grip
- Keyless chuck
- Quick stop
- Electronic speed control
- Carry case
- Bit holder

18v CORDLESS COMBI AND DRILL DRIVER TWIN PACK

Art No: 45.137.20 | BT-CD 18 TP

Bar code: 4006825 550191



Features

- Battery charger
- Carry case

BT-CD 18

- Keyless Chuck
- Soft grip
- 17 torque settings
- Electronic speed control

Technical

BT-CD 18
Speed: 0 - 550
Charge time: 1
Weight: 5.9kg

BT-CD 18i

- Keyless Chuck
- Soft grip
- 17 torque settings
- Impact drill function
- Electronic speed control

BT-CD18i

Speed:
1st gear: 0 - 350rpm
2nd gear: 0 - 900rpm
Charge time: 1 hour



Spare Parts

40 piece drill bit set: 42.580.80
1hr charger: 4513.7300.11015

18v CORDLESS HAMMER DRILL

Art No: 45.131.72 | BT-CD 18i
Bar code: 4006825 547245



Technical
Speed: 400rpm (1st gear)
1150rpm (2nd gear)
Torque settings: 16
Charge time: 1 hour
Weight: 4.5kg

Features

- 2 batteries
- Carry case
- 12 drill bits
- Keyless chuck
- Soft grip
- Electronic speed control
- Hammer function

Spare Parts
40 piece drill bit set:
42.580.80
18v battery:
4513.1700.1043

24v CORDLESS IMPACT DRILL

Art No: 45.132.23 | BT-CD 24i
Bar-Code: 4006825 545913



Technical
Power: 24v
Speed: 350rpm (1st gear)
1100rpm (2nd gear)
Torque settings: 23
Charge time: 1 hour
Weight: 5.9kg

Features

- 2 batteries
- Soft grip
- Reverse facility
- Keyless chuck
- Quick stop
- Electronic speed control
- Battery indicator
- LED light
- Impact drill function
- 6 bit inserts
- Carry case
- Magnetic bit holder

Spare Parts
40 piece drill bit set:
42.580.80
1 hr charger:
4513.2200.1023
Additional handle:
4513.2200.1901

850w ROTARY HAMMER DRILL

Art No: 42.583.06 | BT-RH 850
Bar code: 4006825 543285



Features

- SDS-Plus chuck
- Hammer stop
- Rotation stop
- Vibration absorbing handle
- 3 SDS drill bits
- Pointed chisel
- Flat chisel
- Dust cap
- Carry case

Technical

Power: 850w
Speed: 780rpm
BPM: 3850BPM/ 3 joules
Drilling depth:
26mm (concrete)
Weight: 4.15kg

Spare Parts

Carbon brushes:
425832003075

1500w ROTARY HAMMER DRILL

Art No: 42.584.45 | BT-RH 1500
Bar code: 4006825 546231



Features

- Soft grip
- SDS-Plus mounting
- Hammer stop
- Rotation stop
- Vibration absorbing handle
- 3 SDS drill bits
- Pointed chisel
- Flat chisel
- Dust cap
- Carry case

Technical
Power: 1500w
Speed: 800rpm
BPM: 3900BPM/ 4 joules
Drilling depth:
32mm (concrete)
Weight: 7.3kg

Spare Parts

SDS drill bit + chisel set,
12 pce in aluminium:
42.580.90
Storage case:
4258.4450.1114
Drill grease:
4258.4450.1113

650w IMPACT DRILL

Art No: 42.586.58 | BT-ID 650
Bar code: 4006825 544220



Features

- Electronic speed control
- Soft grip
- Keyless chuck
- Reverse facility
- Additional handle with depth gauge

Power: 650w
Speed: 2600rpm
Drilling depth:
13mm (concrete)
10mm (metal)
20mm (wood)
Weight: 2kg

Spare Parts

40 piece drill bit set: 42.580.80
Carbon brushes: 4258.6590.1017

1010w IMPACT DRILL

Art No: 42.598.00 | BT-ID 1000E
Bar code: 4006825 538298



Features

- Soft grip
- Reverse facility
- Key chuck
- Metal depth stop
- Additional handle

Spare Parts

40 piece drill bit
Set: 42.580.80
Carbon brushes
4259.8000.1016
Chuck key
4259.8000.1040

Technical

Power: 1010w
Speed: 3000rpm
BPM: 48000BPM
Drilling depth:
13mm (concrete)
10mm (metal)
25mm (wood)
Weight: 2.3kg

135w MULTIFUNCTION TOOL KIT

Art No: 44.191.75 | BT-MG 135
Bar code: 4006825 539493



Features

- 217 piece accessory kit
- Carry case
- Height adjustable tripod
- Flexible shaft
- Speed control
- Locking knob

Technical

Power: 135w
Speed: 10000 - 35000rpm
Weight: 2.4kg

180w MULTI GRINDER KIT

Art No: 44.650.00 | BT-MG 180
Bar code: 4006825 547849



Features

- Soft grip
- Dust extraction kit
- Scraper
- Plunge cut saw blade
- Sanding discs
- Allen key
- Carry case

Technical

Power: 180w
Speed: 21000rpm
Weight: 1.8kg

Spare Parts

6pce bi-metal blade set: 44.650.10
5pce accessory blade set: 44.650.11
Single plunge blade: 4465.0000.1044



BLUE

Quality tools at affordable prices



850w BELT SANDER

Art No: 44.662.12 | BT-BS 850E

See page 10 for details

800w TABLE SAW

Art No: 43.407.60 | BT-TS 800

Bar code: 4006825 538083



Features

- Adjustable saw blade from 0° - 45° to the left.
- Adjustable parallel stop with two stop heights
- Connection for dust extractor Ø36mm.
- Sliding stick

Technical

Power: 800w
Speed: 2950rpm
Max. cutting height
45mm (90°)
27mm (45°)
Weight: 11kg

Spare Parts

TCT blade: 200 x 16mm - 48 teeth: 45.020.32

TCT blade: 200 x 16mm - 20 teeth: 45.020.46

Upper blade guard: 4340.7600.2039

800w PENDULUM JIGSAW

Art No: 43.211.20 | BT-JS 800E

Bar code: 4006825 538557



Features

- Variable speed
- Adjustable soleplate (45°)
- Dust extraction
- Soft grip
- 4 stroke pendulum adjustments
- LED light
- Keyless blade change
- Parallel guide
- Saw blade

Technical

Power: 800w
Speed: 500 - 3000 rpm
Cutting depth:
80mm (wood)
25mm (plastic)
10mm (metal)
Bevel cuts, max. (45°)
Weight: 2.5kg

Spare Parts

Saw blade set, T-shaft, 10pce: 43.101.70

Sliding plate: 4321.1200.1056

400w JIGSAW

Art No: 43.211.00 | BT-JS 400E

Bar code: 4006825 538533



Features

- Variable speed
- Adjustable sole plate (45°)
- Dust extraction adaptor
- Saw blade
- Allen key
- Soft grip

Technical

Power: 400w
Speed: 500 - 3000rpm
Cutting depth:
55mm (wood)
10mm (plastic)
6mm (metal)
Weight: 2kg

Spare Parts

Saw blade set, T-shaft, 10pce: 43.101.70

Carbon brush set: 4321.1000.1024

180w DELTA SANDER

Art No: 44.642.30 | BT-DS 180

Bar code: 4006825 554939



Features

- Velcro fastening for quick change
- Connection for dust extractor and adaptor
- Soft grip
- Abrasive paper

Technical

Power: 180w
Speed: 8000rpm
Size of sanding area:
90 x 90 x 90mm
Weight: 1.3kg

850w BELT SANDER

Art No: 44.662.12 | BT-BS 850E
Bar code: 4006825 538434



Features

- Integrated dust extraction system
- Electronic speed control
- Additional handle for improved accuracy
- Soft grip
- Dust bag
- Sanding belt
- Quick belt change

Technical

Sanding speed: 280m/min
Sanding area: 76 x 130mm
Belt size: 76 x 457mm
Weight: 4.1kg

Spare Parts

Assorted belts
43 x 457mm : 44.662.12
Dust bag: 4466.2100.1058

420w ROTATING SANDER

Art No: 44.621.60 | BT-RS 420 E
Bar code: 4006825 538489



Fea

- Velcro fastening for Quick disc change
- Adjustable additional handle
- Electronic speed control
- Dust bag
- Includes sanding sheets

Technical

Power: 420w
Speed: 6000 - 12000rpm
Sanding area: Ø 125mm
Weight: 2.5kg

Spare Parts

Assorted sanding discs x 10: 44.602.67
Dust bag assembly: 4462.1600.1901

750w PLANER

Art No: 43.452.61 | BT-PL 750
Bar code: 4006825 543216



Features

- Planing material can be ejected left or right through a switch.
- Soft grip
- Adjustable chipping depth
- Carbide planing blade
- Aluminium planing plate
- Rebate depth stop
- Parallel guide
- Dust bag

Technical

Power: 750w
Speed: 16500rpm
Chipping depth: 0 - 2mm
Rebating depth: 0 - 6mm
Planing width: 82mm
Weight: 3.2kg

Spare Parts

Blade and belt set: 43.102.20
Drive belt: 4345.2600.1009

1200w CIRCULAR SAW

Art No: 43.309.30 | BT-CS 1200
Bar code: 4006825 538519



Features

- Keyless cutting depth adjustment
- Soft grip
- Keyless saw table adjustment
- Riving knife
- Parallel guide
- Dust extraction adaptor
- TCT saw blade

Power: 1200w

Speed: 4800rpm
Cutting depth: 55mm (90°)
37mm (45°)
Weight: 4.2kg

Spare Parts

Spare blade 160 x 20mm
Bore 18 teeth: 45.020.30

150w ORBITAL SANDER

Art No: 44.605.44 | BT-OS 150
Bar code: 4006825 543346



Features

- Dust extraction adaptor
- Soft grip
- Additional handle for increased accuracy
- Includes sanding sheets

Technical

Power: 150w
Speed: 11500rpm
Sanding area: 187 x 90mm
Weight: 1.6kg

Spare Parts

Sanding sheets - 40 grit x 10: 44.602.00
Sanding sheets - 60 grit x 10: 44.602.01
Sanding sheets - 100 grit x 10: 44.602.02

860w BISCUIT JOINTER

Art No: 43.506.11 | BT-BJ 900
Bar code: 4006825 538458



Features

- Soft grip
- 3 step quick adjustment of cutting depth
- Large base plate
- Locking knob for changing cutters
- Dust bag
- Face spanner for changing cutters
- Carry case
- Height adjustable up to 6cm

Technical

Power: 860w
Speed: 11000rpm
Cutting depth: 14mm
Ø100 x Ø22 x 3.8mm/14mm
Angle settings: Infinite
Adjustable up to 180°
Weight: 4.6kg

Spare Parts

Spare blade: 43.506.90

1400w SOFT START CIRCULAR SAW

Art No: 43.309.40 | BT-CS 1400
Bar code: 4006825 538526



Feat

- Keyless cutting depth adjustment
- Soft grip
- Keyless saw table adjustment
- TCT saw blade
- Soft start
- Parallel guide
- Riving knife
- Dust extractor adaptor

Speed: 4800rpm
Cutting depth: 66mm (90°)
45mm (45°)
Weight: 4.85kg

Spare Parts

Spare blade 190 x 20mm
Bore 24 teeth: 45.020.86

650w RECIPROCATING SAW

Art No: 43.261.22 | BT-AP 600E
Bar code: 4006825 543377



Features

- Keyless blade change
- Keyless soleplate adjustment
- Electronic speed control
- Soft grip
- Saw blade for wood
- Saw blade for metal

Technical

Power: 650w
Speed: 500 - 3000rpm
Cutting depth: 115mm (wood)
10mm (metal)
Stroke Height: 20mm
Weight: 3.2kg

BLUE

Quality tools at affordable prices

1400w SOFT START CIRCULAR SAW

Art No: 43.309.40 | BT-CS 1400

See page 11 for details

1500w LOG SPLITTER

Art No: 34.320.13

BT-LS 44

See page 16 for details

1200w ROUTER

Art No: 43.504.80 | BT-RO 1200E

Bar code: 4006825 538205



Features

- Infinitely adjustable cutting depth
- Electronic speed control
- Spindle lock
- 3 step quick adjustment of cutting depth
- Soft grip
- Compass point
- Parallel guide
- Dust extractor adaptor
- Tool for changing cutters

Technical

Power: 1200w
Speed: 11000 - 30000rpm
Stroke height: 55mm
Collett size: Ø8 and Ø6mm
Weight: 3.5kg

Spare Parts

12pce cutter set:
43.501.99
50pce cutter set in
Aluminium case: 43.501.60

500w ANGLE GRINDER (115mm)

Art No: 44.305.80 | BT-AG 500

Bar code: 4006825 538205



Features

- Spindle lock
- Metal gear housing
- Disc guard
- Additional handle
- Pin spanner
- Soft grip

Technical

Power: 500w
Speed: 11000rpm
Disc size: 115mm
Weight: 2.0kg

850w ANGLE GRINDER (115mm)

Art No: 44.305.92 | BT-AG 850

Bar code: 4006825 553536



Features

- Spindle lock
- Soft grip
- Metal gear head
- Disc guard
- Additional handle
- Pin spanner

Technical

Power: 850w
Speed: 11000rpm
Disc size: 115mm
Weight: 2.4kg

Spare Parts

3 x diamond disc set:
44.403.38

2000w ANGLE GRINDER (230mm)

Art No: 44.306.20 | BT-AG 2000

Bar code: 4006825 538236



Features

- Soft start
- Spindle lock
- Metal gear housing
- Disc protection
- Pin spanner
- Delivery without cutting disc

Technical

Power: 2000w
Speed: 6000rpm
Angle disc Size: 230mm
Weight: 6.2kg

150w BENCH GRINDER

Art No: 44.125.50 | BT-BG 150
Bar code: 4006825 541182



Technical

Power: 150w
Speed: 2950rpm
Grinding/ sanding wheel:
Ø150 x Ø12.7 x 16mm
Weight: 7kg

Spare Parts

Fine grinding/sanding
Wheel: 44.125.14
Coarse grinding/sanding
Wheel: 44.125.15

Features

- Adjustable safety shields
- Adjustable work supports
- Incl. 1 coarse grinding / sanding wheel
- Incl. 1 fine grinding / sanding wheel
- Rubber feet for secure positioning

24L OIL FREE AIR COMPRESSOR

Art No: 40.205.05 | BT-AC 200/24 OF
Bar code: 4006825 550009



Features

- Transport handle
- Wheels for easy transport
- Drain cock
- Pressure controller
- Pressure gauge and quick coupling for regulated working pressure
- Safety valve
- Oil-free and thus low- maintenance
- 10 years warranty against rusting through of the tank

Technical

Motor rating: 1.1kW (1.5 HP)
Intake capacity: 140L / min
Tank capacity (liters): 24L
Speed (Pump): 2850rpm
Operating pressure: max. 8 bar
Weight: 19.5kg

2000w HOT AIR GUN

Art No: 45.201.67 | BT-HA 2000
Bar code: 4006825 543230



Features

- 2 heat settings
- Soft grip
- Carry case
- Heat nozzle
- Wide nozzle
- Reducer nozzle 22mm
- Reflector nozzle
- Paint scraper

Technical

Power: 1000/2000w
Heat settings:
350°C / 550°C
Air settings:
(Setting 1) 300L/min
(Setting 2) 500L/min
Weight: 1.3kg

5 PCS AIR TOOL KIT



Features

- Paint spray gun
- Oil spray gun
- Tyre inflator with pressure gauge
- Blow out gun
- Spiral air hose with quick coupling

Technical

All suitable with the Einhell compressor

ANGLE GRINDER

Art No: 41.388.00 | DWS200



Features

- Powerful 125ml angle grinder. Complete safety guard handle, spanner set and male male snap coupling
- Suitable with the Einhell Compressor

Technical

Air consumption: 170 CFM: 6
Operating pressure: 6 bar
Air pressure: 87psi
No load: 11000rpm

1700w SLIDING MITRE SAW

Art No: 43.007.20 | BT-SM 2050
Bar code: 4006825 540123



- Carbide metal saw blade
- Locking positions: 0°/15°/22.5°/30°/45°
- Incl. saw dust bag and support bar on both sides
- Multiple locking angles for precise cuts
- Clamping device for holding work piece firmly in position

Technical

Power: 1700w
Speed: 4800rpm
205mm (Max cutting width)
Carbide metal saw blade: Ø210 x Ø30/ 24t
Max. saw blade: 90° - Ø205 x 65mm
45° - Ø140 x 65mm
Weight: 14.6kg

Spare Parts

Carbide metal saw blade - 24 teeth: 45.020.42
Carbide metal saw blade - 48 teeth: 45.020.34

RATCHET WRENCH SET

Art No: 41.391.70 | DRS200/2



Features

- Powerful pneumatic ratchet screwdriver with practical carry case inclusive of 9 parts chisel set. The non-slip, rubberised handle allows safe and comfortable use
- Suitable with the Einhell Compressor

Technical

Air consumption: 113 CFM: 4
Operating pressure: 6 bar
Air pressure: 87psi

600w TILE CUTTER

Art No: 43.011.63 | BT-TC 600
Bar code: 4006825 540635



Features

- Diamond cutting wheel
- Water cooled system
- Parallel stop
- Workbench can be angled at 45°

Technical

Power: 230v - 600w
Speed: 3000rpm
Cutting depth: 35mm (90°)
12mm (45°)
Cutting wheel: Ø180 x Ø25.4mm
Bench size: 330 x 360mm
Weight: 10.8kg

Spare Parts

Diamond disc
180 x 25.4mm
bore: 43.011.70

1500w LOG SPLITTER (4 TONNE)

Art No: 34.320.13 | BT-LS 44
Bar code: 4006825 540062



Technical

Power: 1500w
Splitting pressure: 4t
Splitting stroke: 310mm
Trunk holding capacity:
Ø50 - 250mm
Noise level LPA: 78dB(A)
Oil tank capacity: 2.4L
Max. wood dimension:
- Diameter: Ø50 - 250mm
- Length max.: 370mm
Weight: 42kg

Features

- Two hand control
- Transport handle
- Overload release
- Strong and sturdy wheels
- Stable foot rest

1500w LOG SPLITTER (5.5 TONNE)

Art No: 34.321.60 | BT-LS 65 U
Bar code: 4006825 554526



Technical

Motor: 230v ~ 50Hz; 1500w
Splitting pressure: 5.5t
Splitting stroke: 390mm
Trunk holding capacity:
- Diameter: 50 - 250mm
- Length max.: 520mm
Working height: 850mm
Oil tank capacity: 3.2L
Noise level LPA: 65dB(A)
Weight: 48.0kg

Features

- High grade electric motor
- Two hand safety control
- Stable support leg for comfortably working position
- Overload release
- Sturdy wheels

HAND TRUCK (90KG CAPACITY)

Art No: 22.601.12 | BT-HT 90
Bar code: 4006825 540055

Features

- Lock for extending handle
- Pull out handle
- Aluminium frame
- Folding base plate
- Rubber feet

Technical

90kg load capacity
Size folded:
730 x 380 x 190mm
Size opened:
1,100 x 355 x 415mm
Weight: 6.2kg



HAND TRUCK (100KG CAPACITY)

Art No: 22.601.13 | BT-HT 100
Bar code: 4006825 564082

Features

- Rubber transport handle
- Pull out handle
- Aluminium / steel frame
- Rubber wheels
- Retractable supporting blade made of aluminium

Technical

100kg load capacity
Size folded:
700 x 480 x 65mm
Size opened:
985 x 480 x 420mm
Weight: 3.7kg



1250w WET N' DRY VACUUM

Art No: 23.421.60
Bar code: 4006825

Features

- Complete accessory kit
- On board accessory mount
- Blow connector
- Handle with air regulator
- Stainless steel tank

Technical

Power: 1250w
Container Volume: 20L
Weight: 6.8kg

Spare Parts

Wet and dry vacuum
Bag x 5: 23.511.52



1400w WET N' DRY VACUUM

Art No: 23.423.10 | BT-VC 1450 SA
Bar code: 4006825 554786

Features

- Power take off
- Water draining scr
- 36mm hose syster
- Stainless steel tank
- Complete accesso
- Handle for conveni

Technical

Power: 1400w
Container volume: 5C
Capacity weight: 14.1



350w DIRTY WATER PUMP

Art No: 41.705.69 | BG-DP 3530
Bar code: 4006825 549423

Features

- Carry handle
- Universal connector for 1" and 1 1/4" hose with 1" male thread
- 90° angle 1 1/2" x 1 1/2" external thread
- Float switch

Technical

Power: 350w
Max. pumping rate:
7000 litres/hour
Max. submersion depth: 5m
Max. particle size: Ø30mm
Extraction height: 40mm
Weight: 4.2kg

Spare Parts

10m drain hose: 41.737.14



750w DIRTY WATER PUMP

Art No: 41.705.93 | BG-DP 7535
Bar code: 4006825 549355

Features

- Carry handle
- Float switch
- Universal connector for 1" and 1 1/4" hoses as well as 1" male thread
- 90° angle 1 1/2" x 1 1/2" external thread

Technical

Power: 750w
Max. pumping rate:
15000 litres/hour
Max. submersion depth: 8m
Max. particle size: Ø35mm
Weight: 5.2kg

Spare Parts

10m drain hose: 41.737.14



250w SUBMERSIBLE PUMP

Art No: 41.702.91 | BG-SP 250
Bar code: 4006825 549355

Features

- Carry handle
- Universal connection for 1" and 1 1/4" - hoses and 1" - male thread
- 90° angle bracket 1 1/2" male thread x 1 1/2" male thread
- Float switch

Technical

Power: 250w
Max. pumping rate: 6,200L/h
Max. Submersion Depth: 5.5m
Maximum water temperature: 35°C
Hose connection: 1 1/2" female thread
Max. particle size: Ø 3mm
ON function: approx. 50cm
OFF function: approx. 5cm
Exhaust height: 8mm
Weight: 4kg



550w ELECTRIC HEDGE TRIMMER

Art No: 34.035.06 | BG-EH 551
Bar code: 4006825 555615


Features

- Additional handle for optimum handling
- Hand protection shield
- Counter rotating, double safety blades made of precision ground steel
- Protection sleeve included
- Aluminium blade cover
- Cable strain relief
- Twin handle safety Switch with blade stop in less than 0.5 seconds

- Metal gearing for increased endurance

Technical

Power: 550w
Cutting length: 46.5cm
Cutting thickness: 14mm
Blade length: 53cm
Teeth spacing: 18mm
Cuts per minute: 3,200
Weight: 3.1kg



2 STROKE PETROL BLOWER VAC

Art No: 34.360.10 | BG-PL 26
Bar code: 4006825 549805

AVAILABLE IN
AUTUMN / WINTER
2010

Features

- On/Off switch
- Carrying belt
- Large suction tube
- Collection bag 55L
- Selector switch suction/blow
- Suction nozzle with 2 castors
- Lockable throttle lever
- Full crank shaft

Technical

2-stroke-engine: 0.78kW / 1.1HP
Petrol and oil mix: 40:1
Air Speed: 145km/h
Suction Capacity: 236m³/h
No load speed: 9,000rpm
Tank volume: 0.4L
Capacity: 26cm
Weight: 8kg
Passes the pollutants directive 2002/88 EC (emission 2)

Spare Parts:

Bag: 3436.0050.2901



260w ELECTRIC LAWN TRIMMER

Art No: 34.013.50 | BG-ET 2620
Bar code: 4006825 556063

Features

- ON/Off switch
- Comfortable twin-hand operation due to the additional handle
- Engine head turnable 180° for easy cuts on vertical areas
- Double line cutting feature
- Sturdy universal motor
- Housing and additional handle made of impact resistant high quality plastics
- Cable strain relief

Technical

Power: 260w
Cutting circle : 200mm
Rotations: 12,000rpm
Nylon thread: Ø 1.2mm
Cable length: 9m
Weight: 1.5kg

Spare Parts:

Spool: 3405010



1800w ELECTRIC CHAINSAW

Art No: 45.015.68 | BG-EC 1840
Bar code: 4006825 548426

Features

- Kick back protection with mechanical quick - stop
- Chain brake
- Chromium chain with safety chipping teeth
- Chain bar with integrated guide sprocket
- Sturdy stop clawsl
- Oil tank with gauge glass
- Cable strain relief
- Automatic chain lubrication
- Protective case

Technical

Power: 1,800w
Length of bar: 40cm
Cutting speed: 13.5m/s
Oil tank capacity approx.: 110ml
Weight: 4.5kg

Spare Parts:

Chain: 45.003.11



2300w ELECTRIC BLOWER VAC

Art No: 34.332.00 | BG-EL 2301
Bar code: 4006825 560251

Features

- On/Off switch
- Adjustable carrying belt
- Large suction tube in two parts
- 2 guide rolls
- Collection bag approx. 45L
- Selector switch suction/blow

Technical

Power: 2300w
Air speed: 270km/h
Suction capacity: 14m³/min.
No load speed no: 14000rpm
Weight: 3.8kg

Spare Parts:

Bag: 3433.1400.1024



370w ELECTRIC LAWN TRIMMER

Art No: 34.011.90 | BG-ET 3725
Bar code: 4006825 556070

Features

- On/Off switch
- Comfortable twin-hand operation due to the additional handle
- Engine head turnable 180° for easy cuts on vertical areas
- Double line cutting feature
- Continuously adjustable handle
- Sturdy universal motor
- Housing and additional handle made of impact resistant high quality plastics
- Cable strain relief

Technical

Power: 370w
Cutting circle : 250mm
Rotations: 12000rpm
Nylon thread: Ø 1.2mm
Cable length: 9m
Weight: 2.8kg

Spare Parts:

Spool: 3405010



2000w GARDEN SHREDDER

Art No: 34.303.62 | BG-KS 2040
Bar code: 4006825 548594

Features

- Motor safety switch
- Double sided blades Made of special grounded steel
- Tilting tube for protective locking
- Funnel tube with rubber lamella preventing material being lost
- Robust mobile carriage
- Incl. garden waste bag
- Incl. stopper

Technical

Power 2000w
Max. branch size: Ø 40mm
Idle speed: 4500rpm
Weight: 12.1kg

Spare Parts:

Spare blades: 34.059.20



HAND LAWNMOWER

Art No: 34.141.10 | BG-HM 30
Bar code: 4006825 551389



Features

- Collection bin (16 ltr volume)

Spare Parts:

Bag: 341411001030

Technical

Cutting width: 30cm
Cutting spindle: Ø 125mm
5 Steel blades

Wheel size: Ø 218mm
Plastic guide roller: Ø 45mm
Cutting height settings:
variable 15 - 42mm
Weight: 6.5kg

1000w ELECTRIC LAWNMOWER

Art No: 34.002.40 | BG-EM 1030
Bar code: 4006825 540390



Features

- High impact resistant plast
- Specially desi grass protecti wheels
- Foldable hanc adjustment
- Grass collectio
- 3-level single height adjustr
- Recommend lawn area up to 250m²

Technical

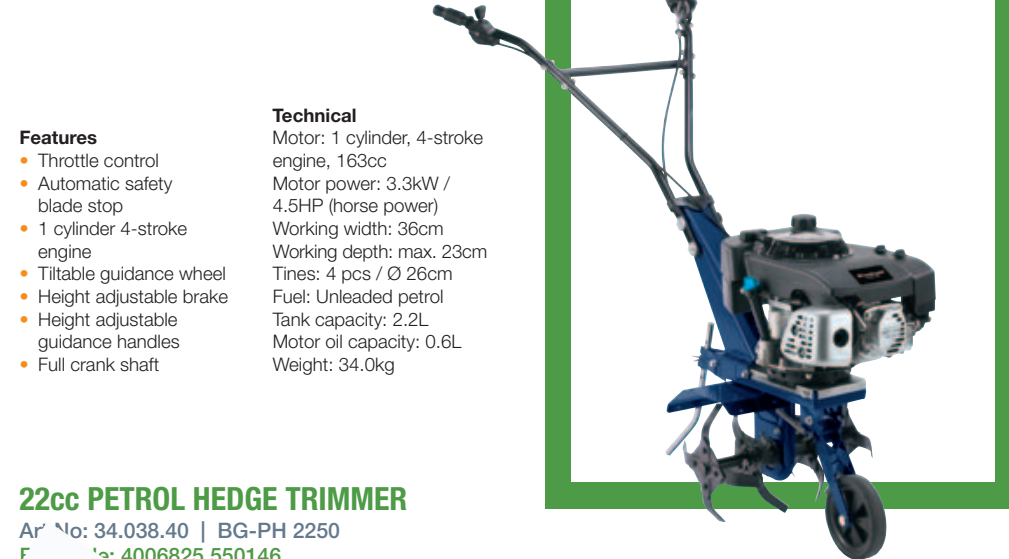
Power: 1000 W
Cutting width: 3
Cutting height a
3-levels (25/42.5/60 mm)
Volume grass collection
box: 28 litres
Weight: 7.7 kg

Spare Parts:

Blade: 34.056.00

163cc PETROL TILLER

Art No: 34.302.73 | BG-MT 3336
Bar code: 4006825 548150



Features

- Throttle control
- Automatic safety blade stop
- 1 cylinder 4-stroke engine
- Tilttable guidance wheel
- Height adjustable brake
- Height adjustable guidance handles
- Full crank shaft

Technical

Motor: 1 cylinder, 4-stroke engine, 163cc
Motor power: 3.3kW / 4.5HP (horse power)
Working width: 36cm
Working depth: max. 23cm
Tines: 4 pcs / Ø 26cm
Fuel: Unleaded petrol
Tank capacity: 2.2L
Motor oil capacity: 0.6L
Weight: 34.0kg

22cc PETROL HEDGE TRIMMER

Art No: 34.038.40 | BG-PH 2250
Bar code: 4006825 550146



Features

- Low vibration
- 2-Stroke engine
- Ignition lock and throttle lock
- Electronic ignition
- Counter rotating double bladed safety cutters made from precision ground steel
- Manual fuel pump
- Soft grip

Technical

Power: 22cc
Cuts per minute: 2900rpm
Max. cutting thickness: Ø20mm
Cutting length: 50cm
Weight: 7kg

Spare Parts:

Starter assembly: 340384001104
Blade assembly: 340384001051

1300w ELECTRIC LAWNMOWER

Art No: 34.002.80 | BG-EM 1336
Bar code: 4006825 540406



Features

- High imp resistant
- Specially desi grass pr wheels
- Foldable Adjustm
- 3 Adjust Cutting l Settings (25/42.5

Technical

Power: 1300
Cutting Wi
Cutting He
25/42.5/60
Weight: 9.1

Spare Parts:

Spare Blade: 34.050.65

750w ELECTRIC TILLER

Art No: 34.310.14 | BG-RT 7530
Bar code: 4006825 54808



Features

- Twin-hand safety switch
- Ergonomical, foldable guidance bar
- Sturdy cutting blades
- Cable strain relief

Technical

Power: 750w
Working width: 300mm
Working depth: max. 200mm
Blade: 4 pcs / Ø 22cm
Weight: 7.6kg

80L GARDEN CART

Art No: 34.153.10 | BG-GC 80
Bar code: 4006825 544725



- Together
- rem for easy
- ssembly
- Height adjustable
- filler opening
- 80L waste bag capacity

Technical

Filler opening: 39 x 32cm
Height adjustment: 55 - 82cm
Weight: 3.8kg

Spare Parts:

Spare refuse sack: 34.153.15



BLUE

Quality tools at affordable prices



30cc/ PETROL BRUSHCUTTER

Art No: BG-BC 30/1 | 34.017.60

See page 23 for details

30cc/2 STROKE PETROL TRIMMER

Art No: 34.018.10 | BG-PT 3041

Bar code: 4006825 550092

Features

- Quick start system
- Adjustable additional handle
- Aluminium shaft
- Quick lock system for quick assembly
- Twin line spool with automatic jog system
- Passes the pollutants directive 2002/88 EC (emission 2)

Technical

Power: 30cc / 1.1hp
Cutting length: 41cm
Motor: 2 stroke
Weight: 5.6kg

Spare Parts:

Spare spool set: 34.050.90



25cc/2 STROKE PETROL TRIMMER

Art No: 34.018.50 | BG-PT 2538


Bar code: 4006825 550139

Features

- Low vibrating 2-stroke engine
- Quick start system for easy starting
- Continuously adjustable additional handle for easy and accurate guidance
- Quick coupling system for an easy disassembling
- Twin line thread spool
- Large thread guard
- Electronic ignition
- Primer (manual fuel pump) for fast starting after a long break
- Passes the pollutants directive 2002/88 EC (emission 2)

Technical

Power: 0.75 kW / 1 HP
Motor: 2-stroke
Capacity: 25cc
Cutting width double line: 38cm
Thread: Ø: 2mm
Thread length: 4m
Petrol tank volume: 0.45L
Weight: 5.8kg



Spare Parts:

Spool: 34.050.90

30cc PETROL BRUSHCUTTER

Art No: 34.017.60 | BG-BC 30/1

Bar code: 4006825 550108

Features

- Adjustable additional handle
- Electronic ignition
- Quick start system
- Low vibrating 2 stroke engine
- Handle with control functions
- Twin line spool with automatic jog system
- 4 tooth blade and blade guard hood
- Aluminum handle with comfortable carrying strap
- Passes the pollutants directive 2002/88 EC (emission 2)



Technical

Power: 30cc/ 1.1hp
Motor: 2 stroke
Cutting width with twin line: 41cm
Cutting width with blade: 23cm
Weight: 7.8kg

Spare Parts:

Spare blades: 34.056.05
Spare spools: 34.050.86

37cc PETROL CHAINSAW

Art No: 45.013.65 | BG-PC 3735

Bar code: 4006825 548518



Features

- Safety trigger
- Auto choke, primer and electronic ignition - for quick and easy starting
- Chain brake / hand guard - stops the chain within a few milliseconds in case of kickback
- High-quality chain from CARLTON
- Sprocket tip bar
- Chain catch - prevents from risks of chain jumping off cutter rail
- Anti-vibration design - cushions shocks and reduces user fatigue
- Automatic lubrication of cutter rail and chain
- Large claw stop
- Full crank shaft
- Centrifugal clutch for cutting attachment

Technical

Displacement: 37.2cm
Capacity chain oil: 210ml
Capacity fuel: 310ml
Blade length: 35cm
Cutting speed: 19m/s
Power: 1.2 kW / 1.6HP
Weight: 5.7kg

Spare Parts:

Chain: 45.001.70

40cm PETROL LAWNMOWER

Art No: 34.010.16 | BG-PM 40 P

Bar code: 4006825 549003



Features

- Ergo handle
- 1 cylinder/ 4 stroke engine
- Hard wearing 55L grass collection bag
- Handle with starter cable
- 3 cutting height adjustments (32/46/62mm)

Technical

Power: 3.6kW/ 3.5hp
Cutting width: 40cm
3 cutting heights: 32/46/62mm
Weight: 24.4kg

Spare Parts:

Spare blade: 34.055.28

46cm SELF PROPELLED PETROL LAWNMOWER

Art No: 34.007.10 | BG-PM 46 S

Bar code: 4006825 548174



Feature

- Ergo foldat
- 4 strc
- Self p
- Hardv
- grass collection bag
- Handle with starter cable
- Rear wheel drive
- Central 5-setting cutting height adjustment (32 - 70mm)
- Powder coated sheet steel housing

Technical

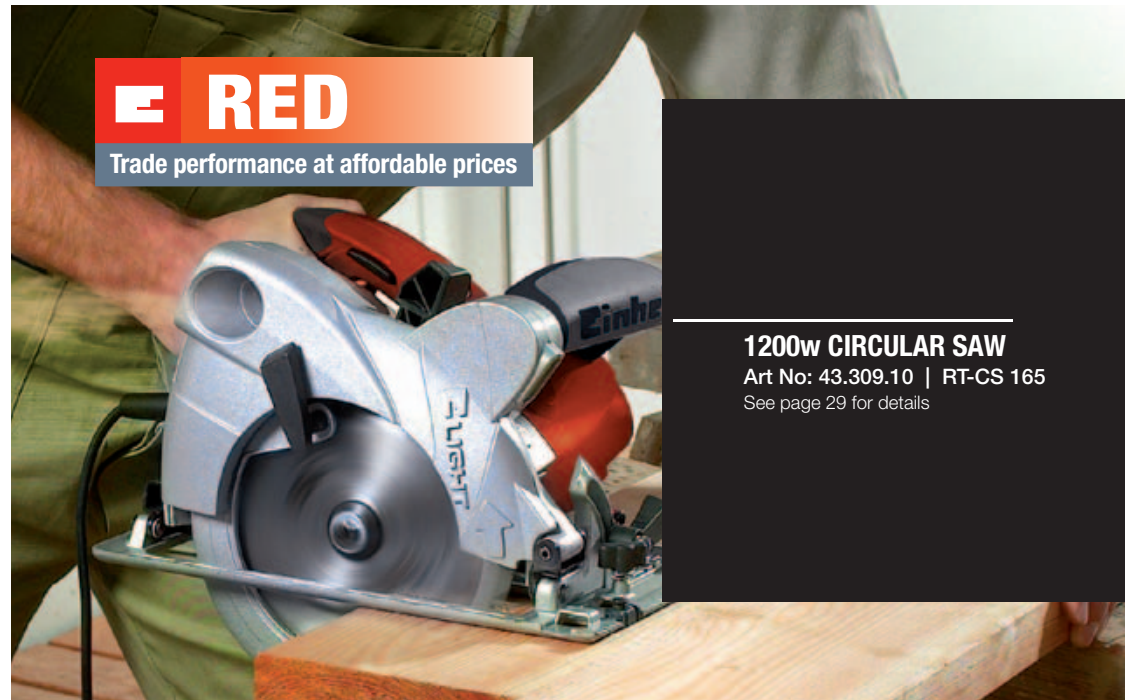
Power: 2.75kW/ 3.75hp
Cutting width: 46cm
Cutting heights: 32 - 70m
Weight: 34.4kg

Spare Parts:

Spare blade: 34.055.27

RED

Trade performance at affordable prices



1200w CIRCULAR SAW

Art No: 43.309.10 | RT-CS 165

See page 29 for details



850w BELT SANDER

44.662.30 | RT-BS 75

See page 30 for details

3.6v LITHIUM SCREWDRIVER

Art No: 45.132.80 | RT-SD 3.6 Li
Bar code: 4006825 537505 165



Features

- Battery capacity display
- Metal gear box
- LED light for accuracy and precision when used in areas of poor light.
- Magnetic tray for screws
- Soft grip
- 4 bits
- Holster bag

Technical

Power: 3.6v
Power pack: Li-Ion
Capacity: 1.3Ah
Charging time: 3 - 5 hours
No-load speed: 200rpm
Torque: specified 3.5Nm
Weight: 0.35kg

14.4v CORDLESS DRILL

Art No: 45.132.90 | RT-CD 14.4
Bar code: 400682



Features

- LED light for accuracy and precision
- Quick stop
- Auto spindle lock function
- 10mm single sleeve chuck (keyless)
- Softgrip
- Magnetic tray for screws
- Shock absorber cap
- 10 bits
- Carry case

Spare Parts:

40 pce drill and bit set:
42.580.80
14.4v battery pack
4513.2900.1004

Technical

Power: 14.4v
1 hour charge time
Additional battery
(2nd battery)
LCD display
2 gears
No-load speed: 1250rpm
Weight: 5.5kg

1050w IMPACT DRILL

Art No: 42.597.70 | RT-ID 105
Bar code: 4006825 537543



Features

- Fi
- w
- b
- Keyless chuck (13mm)
- Robust metal gear head
- Soft grip
- Cable clip
- 6 drills

Cutting depth:
Wood: 40mm
Concrete: 16mm
Steel: 13mm
Weight: 3.9kg

Spare Parts:

94 pce socket wrench set: 45.021.60
155 pce socket wrench set: 45.021.80
160 pce socket wrench set: 45.021.70

1250w ROTARY HAMMER DRILL

Art No: 42.584.40 | RT-RH 32
Bar code: 4006825 537581



Features

- Vibration absorber handle
- Robust magnesium gear head
- Cable clip
- Soft grip
- 4 SDS plus drills
- 2 SDS plus chisels
- Carry case

Power: 1250W
No-load speed: 800rpm
Blow rate: 4300bpm
Impact power: 3.5 joule
Drilling capacity:
concrete 32mm
Chuck: SDS-plus
Hammer stop facility
Rotation stop facility
Weight: 10.5kg
Cable: 3.0m

Spare Parts:

2 Pce SDS drill bit set : 42.580.10
12 Pce SDS drill bit and chisel set in aluminium case: 42.580.90

18v CORDLESS IMPACT DRILL

Art No: 45.132.60 | RT-CD 18i
Bar code: 4006825 537185



Features

- Two batteries
- LCD display
- LED light for accuracy and precision
- Quick stop
- Auto spindle lock function
- 10mm single sleeve chuck (keyless)
- Softgrip
- Magnetic tray for screws
- Shock absorber cap
- 10 bits
- Carry case

Technical

Power: 18v
Charge time: 1 hour
2 gears
No-load speed: 1250rpm
Weight: 6.3kg

Spare Parts:

40 pce drill and bit set:
42.580.80
18 v battery pack
4513.2600.1004

750w IMPACT DRILL

Art No: 42.597.40 | RT-ID 75
Bar code: 4006825 537192



Features

- P
- S
- P
- S
- K
- Front handle with integrated bit storage
- Cable clip
- 3 drills

Spare Parts:

94 pce socket wrench set:
45.021.60
155 pce socket wrench set:
45.021.80
160 pce socket wrench set:
45.021.70

Technical

Power: 750w
Noload speed: 2700rpm
0 - 43200bpm
Gears: 1
Drilling capacity:
Wood: 30mm
Steel: 13mm
Concrete: 16mm
Weight: 2.8kg

600w ANGLE GRINDER

Art No: 44.305.50 | RT-AG 115
Bar code: 4006825 537277



Features

- Keyless disc guard adjustment
- Wrench storage in front handle
- Front handle mountable in 3 positions
- Soft grip
- Spindle lock
- Cable clip

Technical

Input power: 600w
Disc diameter: 115mm
No-load speed: 11000rpm
Metal gear head
Weight: (w/o disc) 1.85kg
Cable: 3.0m

Spare Parts:

3 pce diamond disc set:
44.403.38

2300w SOFT START ANGLE GRINDER

Art No: 44.305.70 | RT-AG 230
Bar code: 4006825 537291



Features

- Metal gear head
- Soft start
- Keyless disc guard adjustment
- Front handle mountable in 3 positions
- Spindle lock
- Cable clip
- Soft grip

Technical

Input power: 2300w
Disc diameter: 230mm
No-load speed: 6500rpm
Weight: (w/o disc) 5.90kg
Cable: 3.0m

Spare Parts:

2 pce diamond disc set:
44.403.38

RED

Trade performance at affordable prices



750w IMPACT DRILL

Art No: 42.597.40 | RT-ID 75
See page 26 for details



750w PENDULUM JIGSAW

Art No: 43.210.80 | RT-JS 85
See page 29 for details

750w PENDULUM JIGSAW

Art No: 43.210.80 | RT-JS 85
Bar code: 4006825 537208



Features

- Keyless blade change
- Die cast bass plate
- LED light for accuracy and precision when used in areas of poor light
- Blade storage on machine
- Cable clip
- Soft grip
- 45° bevel cut
- Parallel guide

- 3000rpm
Cutting depth: wood 85mm
Cutting depth: steel 8mm
Bevel cut max: 45° max
Pendulum strokes: 0 - 3
Weight: 2.5 kg
Cable: 3.0m

Spare Parts:

U shaft (10 pce) set: 43.101.52
T shaft (10 pce) set: 43.101.70

850w ELECTRIC PLANER

Art No: 43.452.70 | RT-PL 82
Bar code: 4006825 537567



Features

- Variable dust extraction (left and right)
- Automatic blade protection
- Storage box in unit for blade and key
- Cable clip
- Soft grip
- Parallel guide
- Dust bag

Technical

Power: 850w
Planing width: 82mm
Chipping depth: 3mm
Rebate depth: 18mm
Speed: 15000rpm
Weight: 4.0kg

Spare Parts:

Blade and belt set: 43.102.30

1200w CIRCULAR SAW

Art No: 43.309.10 | RT-CS 165
Bar code: 4006825 537529



Features

- Die cast base plate
- Additional handle
- Cable clip
- Softgrip
- Parallel guides

Technical

Power: 1200w
No-load speed: 5200rpm
Cutting depth: 54mm
Saw blade: Ø165mm x Ø16mm x 24 Teeth
Weight: 5.0kg

1200w ROUTER

Art No: 43.504.90 | RT-RO 55
Bar code: 4006825 537215



Features

- Safety guard
- Collet size Ø6, Ø8 mm and 1/4 inch
- Soft grip
- Cable clip
- Parallel guide
- Guide brush

Technical

Power: 1200w
Plunge depth: 55mm
No-load speed: 11000 - 30000rpm
Collet size/ tool holder Ø6 / Ø8mm
Weight: 4.6kg
Cable: 3.0m

Spare Parts:

Router bits: 50pce (aluminium case): 43.501.60
Router bits: 12pce (wooden case): 43.501.99

850w BELT SANDER

Art No: 44.662.30 | RT-BS 75
Bar code: 4006825 537307



Technical

Power: 850w
Sanding belt size:
533 x 75mm
Sanding surface:
140 x 75mm
No-load speed:
300 - 400rpm
Weight: 3.8kg
Cable: 3.0m

Features

- Adjustable handle
- Cable clip
- Soft grip
- Dust bag
- Adaptor for dust extraction

Spare Parts:

Drive belts 44.198.60
Dust bag 44623001007
Power cable & socket 44623001009

280w MULTI SANDER

Art No: 44.191.30 | RT-XS 28
Bar code: 4006825 537598



Technical

Power: 280w
No-load oscillations max.
10000rpm
Sanding surface:
Eccentric sander: Ø 125mm
Orbital sander: 140 x 115mm
Delta sander: 174 x 105mm
Weight: 2.8kg
Cable: 3.0m

Features

- Velcro sander and clamping system.
- Adjustable second handle
- Dust box
- Cable clip
- Soft grip
- Additional sanding paper

Spare Parts:

Sanding paper set: Ø125mm x 10pce: 44.602.67
Sanding paper set: Ø125 x 20pce: 44.602.80

300w OSCILLATING SANDER

Art No: 44.605.50 | RT-OS 30
Bar code: 4006825 537550



Features

- Cable clip
- Softgrip
- Variable speed adjustment
- Dust box incl. 1 wood velcro paper

Power: 300w
Sanding surface:
230 x 115mm
Abrasive paper size:
280 x 115mm
Velcro attachment
Speed: 7000 - 11000rpm
Weight: 2.7kg

Spare Parts:

Sanding paper set: 40 grit x 10 - 44.602.10
Sanding paper set: 60 grit x 10 - 44.602.11
Sanding paper set: 100 grit x 10 - 44.602.12

800w TILE CUTTER W/ LASER

Art No: 43.012.80 | RT-TC 560 U
Bar code: 4006825 542134



Features

- Laser
- Pivot
- Wheel
- with coolant pump.
- Stand for convenient operation

Spare Parts:

Diamond cutting wheel:
Ø200 x Ø25.4mm
44.011.75

Cutting depth:
30mm (90°)
25mm (45°)
Cutting length:
520mm max.
Wheel dimensions:
Ø200 x Ø25.4mm
Weight: 28kg

1700w TABL

Art No: 43.406
RT-TS 1725 U
Bar code:
4006825 54131

Features

- Laser for precise cuts and guide
- Saw blade angle adjustment with
- Saw blade height adjustment
- Additional hand for transport
- Easy to build up
- Powder coated extension
- Anodised table for anti friction
- Saw blade protected with dust exhaust
- TCT blade (24 teeth)

Technical

Power: 1700w
No-load speed: 4800rpm
Cutting height:
90° - 73mm, 45° - 53mm

Spare Parts:

Carbide metal blade: Ø250 x Ø30mm 24 teeth: 43.111.10
Carbide metal blade: Ø250 x Ø30mm 48 teeth: 43.111.11
Carbide metal blade: Ø250 x Ø30mm 60 teeth: 43.111.13
Carbide brush set 4340.6460.1109



Saw blade rotation
Range: 0° - 45°
Table size: 626 x 445 mm
Height of under-frame: 330mm
Working height with Under-frame: 900mm
Weight: 35kg

2200w SLIDING MITRE SAW

Art No: 43.007.70 | RT-SM 430 U
Bar code: 4006825 558302



Features

- Slide on pipe-in-pipe support
- Carbide-tipped saw blade with 48 teeth
- Rotating table for precise angle cuts ranging between -52° and +60°, locking function
- Motor head continuously tiltable from 0° to 45°
- Clamping device for safety fixing of the workpiece
- Incl. dust box and transport locking system
- Incl. two workpiece support clamps
- Roller support with end stop for continuous cutting

Spare Parts:

Blade: 4300.6600.2065
Carbon brush set: 4300.6600.2092
Dust bag: 4300.6600.2109

Features

Soft Start
Highgrade rotating table made of aluminium for precise cuts ranging from 0° to +45°
Motor head continuously tiltable to the left from 0° to +45°

- Laser for precise cuts and guidance
- Clamping device
- Storage for additional blade
- Incl. dust box and castor with end stop.
- Spindle lock

Spare Parts:

Carbide metal blade: Ø210 x Ø30 x 2.8mm 24 teeth: 45.020.48
Carbide metal blade: Ø210 x Ø30 x 2.8mm 48 teeth: 45.020.34



Technical

Power: 1800w
Speed: 4800rpm
Carbide tipped saw blade:
Ø 210 x Ø 30 x 2.8 mm
No of teeth of carbide blade: 24
Cutting width 90°:
310 x 65 mm
Weight: 27.6kg

- Storage space for second saw blade
- Laser
- Softstart

Technical

Power: 2200w
Speed: 4800rpm
Carbide tipped saw blade:
Ø 250 x Ø 30 x 2.8mm
No. of teeth: 48
Turning range:
-52° up to +60°
Mitre cut: 0° up to 45° to the left side
Max. cutting width:
430 x 75mm (at 90°)



Quality tools at affordable prices

