

BESSEY Clamping- and Cutting Technology

# Complete catalogue 2017/2018




Simply better.

New products  
2017



Telescopic  
drywall support

Page 120 - 121



Clamping elements  
for workbenches

Page 113 - 115




Prices valid from  
April 1st, 2017



Display for snips

Page 152





# Features of BESSEY products

You can identify the individual performance features of BESSEY products with the help of assigned symbols. The complete overview unfolds here!

## Allgemein

N <sup>o</sup>			€
Order -No.	Weight	Packaging unit	Price per piece

All prices are non-binding recommended prices without sales tax.  
V1 – V3 = Clamping Technology discount groups  
V4 – V6 = Cutting Technology discount groups

We request you to place your orders in packaging units.

The BESSEY Product Development Department reserves the right for technical alterations. Errors and omissions excepted – to the best of our knowledge the information supplied is accurate.

Note that you are not entitled to any claims from the contact or delict, in particular product liability claims due to personal injuries or material damage, from our company if you do not observe our **warning and usage notices**.

## Clamping technology

Wood	Steel	Plastic	Sensitive materials
Opening	Throat depth	Rail	Clamping force
Diameter	Angle	Hole dia	Clamping force
Jaw width	Jaw height	Jaw length	Strength of current max.
			Fixing screw hole dia

## Cutting Technology

	Overall length		Continuous, straight and curved cuts, right
	Blade length		Continuous, straight and curved cuts, left
	Sheet thickness (600 N/mm <sup>2</sup> )		Short, straight and narrow curved cuts, right
	Product life expectancy		Short, straight and narrow curved cuts, left
	HSS-TIN min. 65 HRC		Straight and curved cuts with a large radius in both left and right directions
	HSS min. 65 HRC		Continuous, straight cuts
	Special High grade steel min. 61 HRC		Short, straight cuts, notch
	High grade steel min. 59 HRC		Circular cuts
	Quality steel min. 56 HRC		

L = Left cut design (refer to page 130 as well)  
SB = On carded hang pack

Standard tin snips with a rocker spring, available on request for an extra charge.

## Warning and usage notices:

### General:

- Only use the hand tool properly. Observe the enclosed operating instructions.
- Never change or modify tools. They are only permitted to be used in their original state. Only use original spare parts if required. Exceptions: Sharpen cutting tools properly.
- Never work with damaged tools. Damaged tools must be replaced immediately.
- Handles must be free of oil and grease.
- Tasks while clamped may only be carried out by trained staff using VDE tools that are suitable for this purpose.
- Wear safety goggles for all tasks in which chips may be formed or in which parts can flake off.
- Protect your hands by wearing working or assembly gloves depending on the task.
- Select a stable base to ensure safe standing. Wear safety shoes.
- Observe the maintenance instructions. Proper use can only be guaranteed if the tools are maintained regularly. The maintenance instructions are provided at [www.bessey.de](http://www.bessey.de).
- Furthermore, the relevant safety precautions from the various institutions such as the regulations from the accident prevention and insurance associations, instructions from your employer and the legal regulations of the appropriate country also apply.

### Clamping tools:

- Clamping tools are not suitable for lifting, pulling or transporting.
- Clamping tools may only be clamped manually without using any auxiliary tools.
- Improper use can cause personal injuries or material damage.
- Never change or modify clamping tools. Only use them in their original condition. Only use original spare parts if required.

### Cutting tools:

- Manual sheet metal snips may only be used to cut thin sheets of soft metals or steel. They are not suitable for cutting through round or rectangular section metal shapes such as wires.
- Cutting tools may only be used manually without using any auxiliary tools.
- Always wear safety goggles and gloves when working. Cut parts can injure workers and bystanders.
- Improper use can cause personal injuries or material damage.
- Disconnect the connection to the power supply when carrying out work on electrical equipment. Otherwise, you may get an electric shock.
- Always cut away from the head when using snips and knives.
- Always store cutting tools with the cutting edges closed and in a location where they are clearly visible. The handle must be pointing towards you.
- Store cutting tools separately. This saves the cutting edges and your fingers.
- Sharpen cutting tools regularly. Blunt tools increase the risk of injury and require more force for the same cutting performance.

### Pliers:

- Wear safety goggles and gloves while working. Cut parts can injure workers and bystanders.
- Disconnect the connection to the power supply when carrying out work on electrical equipment. Otherwise, you may get an electric shock.
- Never use pliers as a hammer.
- Check the jaws for wear. Worn jaws cause slipping and result in accidents.
- Grip pliers are only suitable for fixing workpieces for a short time.

### General product information:

- BESSEY reserves the right to change the technical specifications at any time. It is possible that certain product specifications may differ from region to region, to satisfy the international market.
- All illustrations produced by BESSEY and that show BESSEY tools in use are only intended to provide the person viewing them with an impression of the tool's relevant area of application. When taking the photographs, safety clothing such as gloves was sometimes not worn, in order to demonstrate the products better. However, this does not relieve the customer of their obligation to wear suitable safety clothing when working with BESSEY clamping and cutting tools.
- The customer takes sole responsibility for confidentiality and use of information on a product and for using or operating a product. BESSEY explicitly rejects any liability for direct, indirect, accidental or subsequent damage. Furthermore, all claims for damages, compensation for loss and other claims are limited to the purchase price of the relevant product.



Self-adjusting toggle clamps STC


Clamping up to 5 x faster

Page 74 - 83






**12-21 Malleable cast iron screw clamps**


 Malleable cast iron screw clamp **TG**  
 – with 2-component plastic handle  
 – with tried-and-true wooden handle  
 – with tommy bar


 Heavy duty malleable cast iron screw clamp **TGK**  
 – with 2-component plastic handle  
 – with tried-and-true wooden handle  
 – with tommy bar

 Pressure cap strips **SKS**

 Malleable cast iron screw clamp **TPN**  
 – with 2-component plastic handle  
 – with tried-and-true wooden handle

 Heavy duty malleable cast iron screw clamp **TKPN**  
 – with tried-and-true wooden handle


 Malleable cast iron screw clamp **TGRC**  
 – with tried-and-true wooden handle  
 – with tommy bar


 Heavy duty malleable cast iron screw clamp **TGKR**  
 – with tried-and-true wooden handle

 Deep throat screw clamp **TGNT**  
 – with tried-and-true wooden handle  
 – with tommy bar

**22-29 All-steel screw clamps**

 All-steel screw clamp **GZ**  
 – with 2-component plastic handle  
 – with tried-and-true wooden handle  
 – with tommy bar


 All-steel screw clamp **classiX GS**  
 – with tried-and-true wooden handle  
 – with tommy bar

 OMEGA screw clamp **GMZ**  
 – with 2-component plastic handle  
 – with tommy bar

 Pressure cap strips **SKS**

**31-33 Lever clamps**

 Lever clamp **GH**

 Lever clamp **SGHS**, heavy duty

 Lever clamp **classiX GSH**

**34-39 High-performance clamps**

 Fitters' clamp **SLM**

**High-performance clamp SGM**



**High-performance clamp SGTM, large throat depth**



**High-performance clamp STBM, heavy duty**





**High-performance clamp STBS, extremely heavy duty**



**High-performance clamp STBVC, extremely heavy duty**




 Special pressure plate with sintered steel insert

 Fitters' clamp **classiX GSL**  
 High-performance clamp **classiX GSM**

**40-41 KombiKlapp**


 KombiKlapp **SG-VAD**

**42-45 U-shaped clamps**


 U-shaped clamps **GUZ, SGU, STBU**

**U-shaped lever clamp GUH**





 Special pressure plate with sintered steel insert


**46-47 Claw clamps**


 Claw clamp **GRA**  
 Pressure piece **GRD**

**48-51 Variable screw clamps**


 High-performance clamp set **SLV / GSV**

 Special pressure plate with sintered steel insert

 Rails for size **SLV / GSV**

 Sliding arm for size **SLV / GSV**


**52-53 C-clamps**

 C-clamp **VC, SC, CDF-C**

**54-56 Grip pliers**

 Parallel grip **GRZ**

# Table of contents




C-grip **GRZC**

Variogrip **GRZV**

Pipe grip **GRZRO**

**56 Earth (ground) clamps**

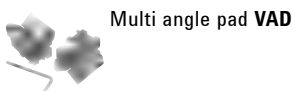


Earth (ground) clamp **LP, TP, TGP**

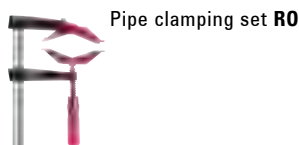
Earth (ground) clamp **TP** with ring

Earth (ground) clamp **CP**

**57 Clamping devices**




Multi angle pad **VAD**



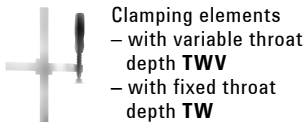
Pipe clamping set **RO**

**58-59 Metal angle clamps**



Welders' angle clamps **WSM**  
Welding clamp set **SM 10**

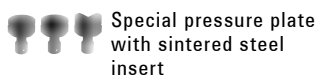
**60-67 Clamping elements for welding tables**



Clamping elements  
– with variable throat depth **TWV**  
– with fixed throat depth **TW**



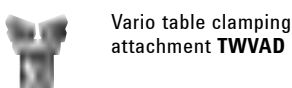
Clamping element for welding tables with special pressure plate **TWM28**



Special pressure plate with sintered steel insert



Clamping element for welding tables with gripping arm **TW28GRS**




Vario table clamping attachment **TWVAD**



Accessories:  
Toggle clamp adapter **TWA-STC**  
Extension **TWX**  
Tilting adapter **TW28AV**  
Attachment **TW28HO**

**68-73 Machine table clamps**



Machine table clamp **BAS-C, BAS-CB**



Base unit **BASO**  
Wrench with T-bar **BASKN**



Hold down table clamp **BS**



Claw machine clamp **GRS**

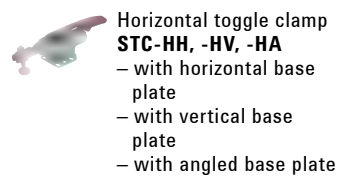


Hold down table clamp **BSG**

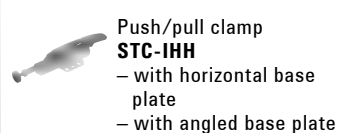
**74-83 Toggle clamps**



Vertical toggle clamp **STC-VH**  
– with horizontal base plate



Horizontal toggle clamp **STC-HH, -HV, -HA**  
– with horizontal base plate  
– with vertical base plate  
– with angled base plate

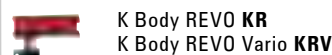


Push/pull clamp **STC-IHH**  
– with horizontal base plate  
– with angled base plate



Counter display toggle clamp **STC-D**

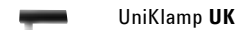
**84-89 Body clamps and area pressure clamps**



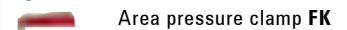
K Body REVO **KR**  
K Body REVO Vario **KRV**



Accessories:  
Variable jaw **KR-VO**  
Adapter **KR-AS**  
Framing set **KP**  
Extender **KBX**



UniKlamp **UK**

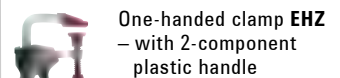


Area pressure clamp **FK**

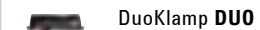


Frame clamp **KS**

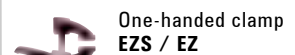
**90-93 One-handed clamps**



One-handed clamp **EHZ**  
– with 2-component plastic handle



DuoKlamp **DUO**

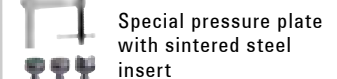


One-handed clamp **EZS / EZ**

**94-95 Rafter clamps**

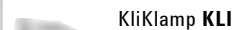


Rafter clamp **SPZ**

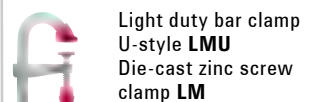


Special pressure plate with sintered steel insert

**96-103 Lightweight clamps**

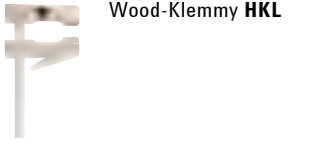


KliKlamp **KLI**



Light duty bar clamp **U-style LMU**  
Die-cast zinc screw clamp **LM**





Wood-Klemmy **HKL**



Aluminium mini clamp **AM**



Parallel screw clamp **PA**



Mini Vice **S 10**  
Table clamp **TK**



All-steel table clamp **GTR**  
All-steel table clamp **GTRH** with lever handle

**104-105 Spring clamps**



VarioClippix **XV**  
Clippix **XC**  
Clippix **XCL**,  
Needle nose spring clamp

**106-107 Band clamps**



Band clamp **BAN 700**, **BAN 400**  
Vario corners **BVE**

**108-109 Angle and mitre clamps**



Angle clamp **WS 3**, **WS 6**, **WS 1**



Mitre clamping system **MCX**

**110-112 Edge clamps**



One-handed edge clamp **EKT**



Edge clamp **Kantenfix KF**



Edge clamp **KT**



C-frame edge clamp **KT**, **CKT**



Panel carrier **KFP**



**113-115 Clamping elements for workbenches**  
Workbench adapter **TW16AW**



Clamping element with variable throat depth **TWV16**



Clamping element with fixed throat depth **TW16**

**116-119 Door frame and window assembly tools**



Door frame clamp **TU**, **TMS**



Door frame clamp extender **TUX**



Door frame straightening clamp **TFM** / Angle door frame straightening clamp **WTR**



Window installation clamp **FRK**



Sash clamp **TAN**, **TB**



**119 Pipe clamping set**

Pipe clamping set **BPC**

**NEW**

**120-121 Telescopic drywall support**



Telescopic drywall support **ST**

**122-123 Special flooring tools**



Spacer **AV2**



Spacer **PVA**



Flooring clamp **PVZ**



Flooring and clamping system **SVH**, **SVG**

**124-125 Seaming tools**



Seaming tool **PS 130**, big and strong



Seaming tool **PS 55**

**126-127 POS Presentation**



Clamp trolley **ZW**, **VFW**

# Table of contents

**132-141 Compound leverage snips**



Shape and straight cutting snips the latest generation **D39ASS**



Shape and straight cutting snips **D29ASS-2/D27A/D17A/D08**



Shape cutting snips **D29SS-2/D27**



Straight cutting snips **D29BSS-2/D27B**



MULTISNIP Longstyle **D22A**



Aviaton snips **D16/D16L/D16S**



Shape and straight cutting snips **D15A**

**142-145 High-performance snips with HSS edges**



Shape and straight cutting snips HSS-TiN **D27AH-TiN**



Shape and straight cutting snips HSS **D27AH**



Punch snips HSS **D407**



Shape and straight cutting snips HSS **D416**



Pelican snips HSS **D418**

**146-152 Standard tin snips**




Shape and straight cutting snips **D216/D116**




Shape and straight cutting snips, without opening stop **D216-B-SBSK**




Pelican snips **D218/D118**



Shape cutting punch snips **D214/D114**



Punch snips **D207/D107**



Punch snips with curved blades **D208**



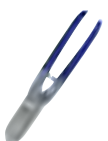
Universal snips **D206/D106**



Universal snips with wide blades **D106A**



Berlin pattern snips **D202/D102**



English pattern snips **D159**



American pattern snips **D146**



Display **DVK, DVK2** unstocked

**153-155 Multi-purpose cutters**



Multi-purpose cutters **D47-2/D48-2/D48A-2**



Cable cutter **D49-2**



# Table of contents



**MULTISNIP Master  
D51A**



**Multi-purpose cutters  
D47/D48/D48A**



**Cable cutter  
D49**



**Combinox  
D50**

**156-157 Folding utility knives and multitool**



**Bladed jack knife  
DBKPH/DBKWH/DBKAH**

**Spare blades  
DBK-T/DBK-H/DBK-L/DBK-A**



**Knife-set  
DBKPH**



**Multitool  
DBST**

**158-159 Jewellers' and thin sheet snips**



**Jewellers' snips  
D70/D71/D72/D73/  
D74/D75/D76/D77**

**160-161 Household and multi-purpose shears**



**Multi-purpose shears  
D820/D821**



**Electricians' scissors  
D53**



**Household and  
dressmakers' shears  
D840**



**Paperhangers' and  
paper shears  
D851/D853**



**Industrial and  
professional shears  
D860**

**162-163 Steel strap cutters**



**Safety strap cutter with  
compound leverage  
D123S**



**Steel strap cutters  
D122N/D122A**

**164-167 Tools for sheet metal work and plumbing**



**Seaming and clinching pliers  
D33/D331/  
D34/D341/  
D35/D351**



**Seaming and clinching pliers  
D33...P/D331...P/  
D34...P/D341...P/  
D35...P/D351...P**



**Mini folding pliers  
D331-22/D341-22**



**Flat-nosed pliers  
for sheet metal work  
D301**



**Round nosed pliers  
D311**



**Folding pliers  
D355**



**Corner seaming  
and clinching pliers  
D335**



**Squeeze folding pliers  
D336**



**Crimper  
D36**



**Gutter support bowing pliers  
D396**

# BESSEY – an unprecedented story

## Innovation with tradition

In 1889, Max BESSEY founded the company **BESSEY & Sohn** in Stuttgart as a bright steel drawing plant. Since then, the company has continuously expanded the range of products it offers. It was this spirit that led BESSEY to begin production of manual clamping tools in the mid-1930s. Since then, the strength of its innovation has been underlined by the granting of numerous patents. In 1979, with the takeover of Diener Werkzeugfabrik GmbH, a company rich in tradition, BESSEY established its cutting technology unit with the already popular Erdi snips.

In 2004 BESSEY & Sohn was spun into **BESSEY Tool GmbH & Co. KG**, handling the clamping and cutting technology areas, and **BESSEY Präzisionsstahl GmbH**, a leading German producer-independent and industry-independent supplier of high-quality bright and stainless steels. This unique positioning of BESSEY as a producer of tools and precision steels ensures significant advantages in terms of quality. It allows BESSEY Tool to procure its rails and spindles directly from the BESSEY Präzisionsstahl GmbH, giving it precise knowledge of the steel quality that is going into particular components which are subjected to particular high stresses. This is because bright steels are produced and tested at BESSEY Precision Steel with consistently high quality and the utmost precision, in cutting-edge facilities.

“To stop improving is to stop being good.” The motto of company founder Max Bessey remains true today, as it will in the future, and is the guiding principle to everything that the company does.







- 1889** Max Bessey founds a bright steel drawing plant in Stuttgart.
- 1912** Continuation of the firm by his nephew Karl Bessey.
- 1926** The company is taken over by Dr. Ing. Eugen Mayer. Under his leadership, the range of products produced is significantly expanded, both in terms of dimensions and grades of steel offered.
- 1928** 1928 marriage of Dr. [Eng.] Eugen Mayer and Erna Bessey, widow of Karl Bessey
- 1936** Patents granted for a new type of malleable cast iron screw clamp, thus marking the beginning of the production of clamping tools by Bessey.
- 1944** Founding of a subsidiary in Bietigheim for producing clamping tools.
- 1952** Patent granted for a tempered all-steel clamp.
- 1961** Expansion of the Bietigheim works and beginning of bright steel production.
- 1966** Dr. Mayer succeeded by his daughter, Dr. Erna Fetscher and son, Dr. Theodor Mayer, who becomes Managing Partner.
- Start of a dynamic phase of corporate development:
- Production of bright steel is doubled and complemented by the manufacture of stainless steels.
  - New patents and developments, combined with modern marketing, make BESSEY into the market leader in the global clamping tools sector.
- 1971** A further increase in bright steel production is achieved at the Stuttgart works thanks to the purchase of the neighbouring Aldinger engineering works.
- Founding of BESSEY FILS in Strasbourg, from which the company BESSEY-SER arose in 1988.
- 1979** Purchase of the Diener shears factory in Esslingen, with a satellite factory in Solingen.
- 1983** Consolidation of bright steel production in new mill buildings at the Bietigheim works and sale of the Stuttgart site.
- 1985** Purchase of additional land in Bietigheim, including the area of the former worsted spinning mill, which has protected status. After proper restoration, tool production begins at this facility.
- 2003** Takeover of our sales partner in the strategically important North American market.
- 2004** Takeover of the GROSS STABIL clamping tool brand as part of our global growth strategy.
- 2007** Integration of GROSS STABIL TOOL to enhance effects of synergy with additional leverage.
- 2011** Klaus Fuchs becomes Managing Partner – after 11 years, the BESSEY Group is once again owner-managed.
- 2014** The company celebrates 125 years.

# BESSEY. Simply better.

## BESSEY locations


The headquarters of the BESSEY Group are located near Stuttgart, in south west Germany. Since 1983, all administrative functions as well as Sales, Production, our laboratory, and the logistics operation for BESSEY Precision Steel have been consolidated on a 50,000 square metre site in Bietigheim-Bissingen.

The development, manufacture, storage and dispatch of clamping and cutting tools takes place some 2 km north of the main works, in the building of the historic, former Kammgarnspinnerei Bietigheim-Bissingen (worsted spinning mill).

BESSEY Tools North America, based in Cambridge Ontario, close to Toronto in Canada, is part of the BESSEY Group, and handles the whole North American market in its capacity as a sales and marketing business.







### With BESSEY ...

#### ... you are placing your trust in quality

Precision and long life are at the core of the BESSEY brand's quality. The tools have traditionally been manufactured from the highest-grade materials. Thus, the steel for the manufacturing of rails and spindles, for example, comes directly from BESSEY Präzisionsstahl GmbH. In addition, all components are tested by experienced technicians and development engineers using ultramodern process control techniques.

#### ... you are placing your trust in innovation

"To stop improving is to stop being good." The motto of company founder Max Bessey remains true today and is the guiding principle to everything that the company does. New products and improvements thus continue to be developed on a long-term basis from innovative ideas, making the operator's work easier. The focus is on convenience and safety. User-friendly operation and ergonomics represent the highest benchmark.

#### ... you are placing your trust in variety

Thanks to the designers' many years of experience and to continuous communication with customers, BESSEY has a strong awareness of problem-solving. The result is clamping and cutting tools true to our guiding principle: "BESSEY. Simply better." With over 1,600 products, BESSEY now offers a tremendously wide and deep range of items customised to special requirements.

#### ... you are placing your trust in service

Reliability, confidence and sense of responsibility are the backbone of our partnership with the environment and customers. BESSEY has distinguished itself as an extremely service-oriented and futuristic company. We are also supporting our trading partners, for instance, with comprehensive product training programs. This is clearly a complete partnership.



Malleable cast iron screw clamps

## Powerful, rigid clamping



### The unmistakable classic

**Often copied, never equalled: the original malleable cast iron screw clamps from BESSEY – the classic screw clamps dating back to 1936. Unmistakable, thanks to their unique high-quality profiled rail and their characteristic malleable cast iron arms,**

**serrated for reinforcement. The integrated BESSEY anti-slip system additionally ensures maximum safety. This is why the original BESSEY malleable cast iron screw clamps have proved so successful for so many years. And so ideal for all applications where powerful, rigid clamping is required. Try them out for yourself!**

The screw clamp TGK – extremely stable, especially for high clamping pressures and wide openings.

The deep throat clamp TGNT – for large-scale jobs and throat depths of up to 500 mm.



## Malleable cast iron screw clamps





## Original BESSEY malleable cast iron screw clamp

# Only the original can be the best



### Noticeably more comfortable

The choice is yours: The original BESSEY malleable cast iron screw clamp is available in three different designs. Either with the 2-component plastic handle, the tried-and-true wooden handle, or with the robust tommy bar. The latter will allow you to complete tasks more effectively and with less fatigue. This is possible thanks to the high-quality 2-component plastic handle, which has been especially developed for use with screw clamps. New pressure plates, which can be replaced without tools, add versatility to your clamp as well as making repairs quick & easy. Feel the difference!

### Your benefits at a glance:

- 1 Integrated BESSEY anti-slip system**  
Maximum safety is available with the integrated BESSEY anti-slip system, when clamping with a throat depth of 80 mm or more. A set screw that is molded into the sliding arm interlocks with the serration on the rail. This effectively prevents the clamp from dislodging or slipping away.
- 2 Reinforced malleable iron clamps**  
Both the upper and lower sections are produced from high-quality malleable iron and reinforced by shafts. The powder coating protects against corrosion and the characteristic shaft profile works as a reliable reinforcement against torsion forces.

### 3 High-quality profiled rail

The BESSEY profiled rail from our own drawing plant has been especially optimised for clamps. The serration on six faces additionally prevents the clamp from slipping.

### 4 Pressure plate

For enhanced serviceability the pressure plate can be changed with no need for tools. It can be replaced very easily and quickly.

## Malleable cast iron screw clamps



### Original BESSEY malleable cast iron screw clamp TG with 2-component plastic handle



№	<a>	<b>	<x>	⚖	📦	€
	mm	mm	mm	kg	qty.	V1
TG10-2K	100	50	15 x 5	0.26	10	13,90
TG12-2K	120	60	20 x 5	0.42	10	18,50
TG16-2K	160	80	25 x 6	0.66	10	22,10
TG20B8-2K	200	80	25 x 6	0.77	10	22,40
TG25B8-2K	250	80	25 x 6	0.82	10	23,00
TG30B8-2K	300	80	25 x 6	0.87	10	24,20
TG40B8-2K	400	80	25 x 6	0.97	10	26,10
TG20-2K	200	100	27 x 7	1.06	10	30,50
TG25S10-2K	250	100	27 x 7	1.15	10	33,50
TG30S10-2K	300	100	27 x 7	1.18	10	35,40
TG40S10-2K	400	100	27 x 7	1.33	10	38,50
TG50S10-2K	500	100	27 x 7	1.46	10	40,30
TG25-2K	250	120	29 x 9	1.54	10	37,00
TG30S12-2K	300	120	29 x 9	1.63	10	39,90
TG40S12-2K	400	120	29 x 9	1.78	10	43,10
TG50S12-2K	500	120	29 x 9	2.01	10	46,30
TG60S12-2K	600	120	29 x 9	2.13	5	49,10
TG80S12-2K	800	120	29 x 9	2.46	5	55,00
TG100S12-2K	1000	120	29 x 9	2.83	5	61,40
TG30-2K	300	140	32 x 10	2.20	10	46,00
TG40S14-2K	400	140	32 x 10	2.41	5	51,80
TG50S14-2K	500	140	32 x 10	2.62	5	56,00
TG60S14-2K	600	140	32 x 10	2.85	5	60,10
TG80S14-2K	800	140	32 x 10	3.29	5	68,40
TG100S14-2K	1000	140	32 x 10	3.71	5	77,90
TG40-2K	400	175	32 x 10	2.70	5	55,70
TG50S17-2K	500	175	32 x 10	2.90	1	61,60
TG60S17-2K	600	175	32 x 10	3.20	1	65,40
TG80S17-2K	800	175	32 x 10	3.50	1	73,60
TG100S17-2K	1000	175	32 x 10	4.03	1	82,20



### Heavy duty malleable cast iron screw clamp TGK with 2-component plastic handle



№	<a>	<b>	<x>	⚖	📦	€
	mm	mm	mm	kg	qty.	V1
TGK40-2K	400	120	35 x 11	2.52	5	51,70
TGK50-2K	500	120	35 x 11	2.70	5	56,60
TGK60-2K	600	120	35 x 11	3.00	5	59,70
TGK80-2K	800	120	35 x 11	3.53	5	67,40
TGK100-2K	1000	120	35 x 11	4.00	5	75,30
TGK125-2K	1250	120	35 x 11	4.69	1	81,80
TGK150-2K	1500	120	35 x 11	5.38	1	89,70
TGK200-2K	2000	120	35 x 11	6.66	1	109,20
TGK250-2K	2500	120	35 x 11	7.94	1	132,10
TGK300-2K	3000	120	35 x 11	9.22	1	156,30



- Clamping force up to 6,000 N
- High-quality 2-component plastic handle
- Pressure plates can be replaced by hand – no tools required (from 80 mm throat depth)
- With protective caps on the clamping surfaces
- Stable profiled rail with serration
- BESSEY anti-slip system (from 80 mm throat depth)



- Clamping force up to 7,000 N
- Strengthened design for higher clamping force and wider opening widths
- High-quality 2-component plastic handle
- Pressure plates can be replaced by hand – no tools required
- Stable profiled rail with serration
- BESSEY anti-slip system

## Malleable cast iron screw clamps



- Clamping force up to 6,000 N
- Ergonomically shaped wood handle
- Pressure plates can be replaced by hand – no tools required (from 80 mm throat depth)
- With protective caps on the clamping surfaces
- Stable profiled rail with serration
- BESSEY anti-slip system (from 80 mm throat depth)



### Original BESSEY malleable cast iron screw clamp TG with tried-and-true wooden handle

№	<a>	<b>	<x>	⚖	📦	€
	mm	mm	mm	kg	qty.	V1
TG10	100	50	15 x 5	0.26	10	13,20
TG15B5	150	50	15 x 5	0.29	10	15,00
TG20B5	200	50	15 x 5	0.33	10	15,50
TG12	120	60	20 x 5	0.42	10	17,70
TG20B6	200	60	20 x 5	0.49	10	18,30
TG30B6	300	60	20 x 5	0.56	10	21,50
TG16	160	80	25 x 6	0.66	10	21,10
TG20B8	200	80	25 x 6	0.77	10	21,40
TG25B8	250	80	25 x 6	0.82	10	22,00
TG30B8	300	80	25 x 6	0.87	10	23,20
TG40B8	400	80	25 x 6	0.97	10	25,10
TG20	200	100	27 x 7	1.06	10	29,20
TG25S10	250	100	27 x 7	1.15	10	32,20
TG30S10	300	100	27 x 7	1.18	10	34,10
TG40S10	400	100	27 x 7	1.33	10	37,20
TG50S10	500	100	27 x 7	1.46	10	39,00
TG25	250	120	29 x 9	1.54	10	35,40
TG30S12	300	120	29 x 9	1.63	10	38,30
TG40S12	400	120	29 x 9	1.78	10	41,50
TG50S12	500	120	29 x 9	2.01	10	44,70
TG60S12	600	120	29 x 9	2.13	5	47,50
TG80S12	800	120	29 x 9	2.46	5	53,40
TG100S12	1000	120	29 x 9	2.83	5	59,80
TG30	300	140	32 x 10	2.20	10	44,20
TG40S14	400	140	32 x 10	2.41	5	50,00
TG50S14	500	140	32 x 10	2.62	5	54,20
TG60S14	600	140	32 x 10	2.85	5	58,30
TG80S14	800	140	32 x 10	3.29	5	66,60
TG100S14	1000	140	32 x 10	3.71	5	76,10
TG40	400	175	32 x 10	2.70	5	53,90
TG50S17	500	175	32 x 10	2.90	1	59,80
TG60S17	600	175	32 x 10	3.20	1	63,60
TG80S17	800	175	32 x 10	3.50	1	71,80
TG100S17	1000	175	32 x 10	4.03	1	80,40

- For screw clamps
- For gentle clamping
- May be applied on both sides
- Cut them to size



### Pressure cap strips SKS (2 pcs./bag)

№	Suitable for	€
		v3
SKS10/20	TG10 to TG20 / GZ10 to GZ20 / GM16Z to GM20Z	6,70
SKS20/40	TG20 to TG40 / TGK / GZ20 to GZ60 / GM20Z to GM60Z	6,90



## Malleable cast iron screw clamps



### Heavy duty malleable cast iron screw clamp TGK with tried-and-true wooden handle



№	<a>	<b>	<x>	⚖️	📦	€
	mm	mm	mm	kg	qty.	V1
TGK40	400	120	35 x 11	2.52	5	49,90
TGK50	500	120	35 x 11	2.70	5	54,80
TGK60	600	120	35 x 11	3.00	5	57,90
TGK80	800	120	35 x 11	3.53	5	65,60
TGK100	1000	120	35 x 11	4.00	5	73,50
TGK125	1250	120	35 x 11	4.69	1	80,00
TGK150	1500	120	35 x 11	4.50	1	87,90
TGK200	2000	120	35 x 11	6.66	1	107,40
TGK250	2500	120	35 x 11	8.00	1	130,30
TGK300	3000	120	35 x 11	9.22	1	154,50

- Clamping force up to 7,000 N
- Heavy duty, reinforced design for higher clamping force and wider opening widths
- Ergonomically shaped wood handle
- Pressure plates can be replaced by hand – no tools required
- Stable profiled rail with serration
- BESSEY anti-slip system



### Original BESSEY malleable cast iron screw clamp TG with tommy bar



№	<a>	<b>	<x>	⚖️	📦	€
	mm	mm	mm	kg	qty.	V1
TG16K	160	80	25 x 6	0.73	10	22,10
TG20K	200	100	27 x 7	1.08	10	30,50
TG25K	250	120	29 x 9	1.48	10	37,00
TG30S12K	300	120	29 x 9	1.57	10	39,90
TG40S12K	400	120	29 x 9	1.74	10	43,10
TG60S12K	600	120	29 x 9	2.09	5	49,10
TG30K	300	140	32 x 10	2.10	10	46,00
TG40K	400	175	32 x 10	2.70	5	55,70

- Clamping force up to 6,000 N
- Tommy bar with rounded ends for simple transfer of force when clamping
- Pressure plates can be replaced by hand – no tools required
- With protective caps on the clamping surfaces
- Stable profiled rail with serration
- BESSEY anti-slip system



### Heavy duty malleable cast iron screw clamp TGK with tommy bar



№	<a>	<b>	<x>	⚖️	📦	€
	mm	mm	mm	kg	qty.	V1
TGK50K	500	120	35 x 11	2.70	5	56,60
TGK100K	1000	120	35 x 11	4.00	5	75,30
TGK150K	1500	120	35 x 11	5.31	1	89,70
TGK200K	2000	120	35 x 11	6.50	1	109,20
TGK250K	2500	120	35 x 11	7.83	1	132,10
TGK300K	3000	120	35 x 11	9.13	1	156,30

- Clamping force up to 7,000 N
- Strengthened design for higher clamping force and wider opening widths
- Tommy bar with rounded ends for simple transfer of force when clamping
- Pressure plates can be replaced by hand – no tools required
- Stable profiled rail with serration
- BESSEY anti-slip system

## Malleable cast iron screw clamps



- Clamping force up to 5,500 N
- High-quality 2-component plastic handle
- With protective caps on the clamping surfaces
- Stable profiled rail with serration



### Malleable cast iron screw clamp TPN with 2-component plastic handle

№	<a>	<b>	<x>	⚖	📦	€
	mm	mm	mm	kg	qty.	V1
TPN16BE-2K	160	80	25 x 6	0.73	10	16,80
TPN20BE-2K	200	100	27 x 7	1.06	10	23,20
TPN25BE-2K	250	120	29 x 9	1.50	10	28,20
TPN40S12BE-2K	400	120	29 x 9	1.74	10	32,70
TPN50S12BE-2K	500	120	29 x 9	2.00	10	35,10
TPN60S12BE-2K	600	120	29 x 9	2.10	5	37,20
TPN80S12BE-2K	800	120	29 x 9	2.50	5	41,70
TP100S12BE-2K	1000	120	29 x 9	2.80	5	46,50
TPN30BE-2K	300	140	32 x 10	2.03	10	35,00
TPN40BE-2K	400	175	32 x 10	2.70	5	42,20



- Clamping force up to 5,500 N
- Ergonomically shaped wood handle
- With protective caps on the clamping surfaces
- Stable profiled rail with serration



### Malleable cast iron screw clamp TPN with tried-and-true wooden handle

№	<a>	<b>	<x>	⚖	📦	€
	mm	mm	mm	kg	qty.	V1
TPN10BE	100	50	15 x 5	0.26	10	9,90
TPN15B5BE	150	50	15 x 5	0.29	10	11,30
TPN20B5BE	200	50	15 x 5	0.31	10	11,60
TPN12BE	120	60	20 x 5	0.40	10	13,30
TPN20B6BE	200	60	20 x 5	0.45	10	13,70
TPN16BE	160	80	25 x 6	0.73	10	15,80
TPN20B8BE	200	80	25 x 6	0.77	10	16,10
TPN25B8BE	250	80	25 x 6	0.84	10	16,50
TPN30B8BE	300	80	25 x 6	0.87	10	17,40
TPN20BE	200	100	27 x 7	1.16	10	21,90
TPN25S10BE	250	100	27 x 7	1.23	10	24,20
TPN30S10BE	300	100	27 x 7	1.29	10	25,60
TPN40S10BE	400	100	27 x 7	1.41	10	27,90
TPN25BE	250	120	29 x 9	1.54	10	26,60
TPN30S12BE	300	120	29 x 9	1.61	10	28,70
TPN40S12BE	400	120	29 x 9	1.77	10	31,10
TPN50S12BE	500	120	29 x 9	1.97	10	33,50
TPN60S12BE	600	120	29 x 9	2.15	5	35,60
TPN80S12BE	800	120	29 x 9	2.46	5	40,10
TP100S12BE	1000	120	29 x 9	2.83	5	44,90
TP125S12BE	1250	120	29 x 9	3.20	5	50,30
TP150S12BE	1500	120	29 x 9	3.70	5	56,20
TPN30BE	300	140	32 x 10	2.03	10	33,20
TPN40S14BE	400	140	32 x 10	2.30	5	37,50
TPN50S14BE	500	140	32 x 10	2.48	5	40,70
TPN60S14BE	600	140	32 x 10	2.66	5	43,70
TPN80S14BE	800	140	32 x 10	3.12	5	50,00
TP100S14BE	1000	140	32 x 10	3.62	5	57,10
TP150S14BE	1500	140	32 x 10	4.68	1	74,50
TP200S14BE	2000	140	32 x 10	5.76	1	91,60
TPN40BE	400	175	32 x 10	2.70	5	40,40
TPN60S17BE	600	175	32 x 10	3.16	5	47,70
TPN80S17BE	800	175	32 x 10	3.58	5	53,90

## Malleable cast iron screw clamps



**Heavy duty malleable cast iron screw clamp TKPN with tried-and-true wooden handle**

№	←a→	←b→	←x→	⚖	📦	€
	mm	mm	mm	kg	qty.	V1
TKPN50BE	500	120	35 x 11	2.70	5	41,10
TKPN60BE	600	120	35 x 11	2.97	5	43,40
TKPN80BE	800	120	35 x 11	3.48	5	49,20
TKPN100BE	1000	120	35 x 11	4.05	5	55,10
TKPN125BE	1250	120	35 x 11	4.65	1	60,00
TKPN150BE	1500	120	35 x 11	5.34	1	65,90
TKPN200BE	2000	120	35 x 11	6.67	1	80,60



**Malleable cast iron screw clamp TGRC with tried-and-true wooden handle**

№	←a→	←b→	←x→	⚖	📦	€
	mm	mm	mm	kg	qty.	V1
TGRC10	100	50	15 x 5	0.26	10	9,50
TGRC15B5	150	50	15 x 5	0.29	10	10,80
TGRC20B5	200	50	15 x 5	0.31	10	11,20
TGRC12	120	60	20 x 5	0.43	10	12,70
TGRC20B6	200	60	20 x 5	0.49	10	13,20
TGRC30B6	300	60	20 x 5	0.56	10	15,50
TGRC16	160	80	25 x 6	0.73	10	15,20
TGRC20B8	200	80	25 x 6	0.77	10	15,40
TGRC25B8	250	80	25 x 6	0.82	10	15,80
TGRC30B8	300	80	25 x 6	0.87	10	16,70
TGRC20	200	100	27 x 7	1.30	10	21,00
TGRC25S10	250	100	27 x 7	1.28	10	23,20
TGRC30S10	300	100	27 x 7	1.48	10	24,60
TGRC40S10	400	100	27 x 7	1.64	10	26,80
TGRC25	250	120	29 x 9	1.54	10	25,50
TGRC30S12	300	120	29 x 9	1.68	10	27,60
TGRC40S12	400	120	29 x 9	1.80	10	29,90
TGRC50S12	500	120	29 x 9	2.07	10	32,20
TGRC60S12	600	120	29 x 9	2.26	5	34,20
TGRC80S12	800	120	29 x 9	2.66	5	38,40
TGRC100S12	1000	120	29 x 9	2.85	5	43,10
TGRC30	300	140	32 x 10	2.10	10	31,80
TGRC40S14	400	140	32 x 10	2.40	5	36,00
TGRC50S14	500	140	32 x 10	2.71	5	39,00
TGRC60S14	600	140	32 x 10	2.92	5	42,00
TGRC80S14	800	140	32 x 10	3.43	5	48,00
TGRC100S14	1000	140	32 x 10	3.78	5	54,80
TGRC150S14	1500	140	32 x 10	5.05	1	71,50
TGRC40	400	175	32 x 10	2.67	5	38,80
TGRC50S17	500	175	32 x 10	2.99	1	43,10
TGRC60S17	600	175	32 x 10	3.17	1	45,80
TGRC80S17	800	175	32 x 10	3.50	1	51,70
TGRC100S17	1000	175	32 x 10	4.00	1	57,90

- Clamping force up to 6,500 N
- Strengthened design for higher clamping force and wider opening widths
- Ergonomically shaped wood handle
- Stable profiled rail with serration



- Clamping force up to 5,500 N
- Ergonomically shaped wood handle
- With protective caps on the clamping surfaces
- Stable solid flat rail with serration



## Malleable cast iron screw clamps



- Clamping force up to 6,500 N
- Strengthened design for higher clamping force and wider opening widths
- Ergonomically shaped wood handle
- Stable solid flat rail with serration



**Heavy duty malleable cast iron screw clamp TGKR with tried-and-true wooden handle**

№	←a→	←b→	←x→	⚖	📦	€
	mm	mm	mm	kg	qty.	V1
TGKR50	500	120	35 x 11	2.70	5	39,50
TGKR60	600	120	35 x 11	2.90	5	41,70
TGKR80	800	120	35 x 11	3.50	5	47,30
TGKR100	1000	120	35 x 11	4.00	5	52,90
TGKR125	1250	120	35 x 11	4.70	1	57,60
TGKR150	1500	120	35 x 11	5.20	1	63,20
TGKR200	2000	120	35 x 11	6.50	1	77,30



- Clamping force up to 5,500 N
- Tommy bar with rounded ends for simple transfer of force when clamping
- With protective caps on the clamping surfaces
- Stable solid flat rail with serration



**Malleable cast iron screw clamp TGRC with tommy bar**


№	←a→	←b→	←x→	⚖	📦	€
	mm	mm	mm	kg	qty.	V1
TRC20KF	200	100	27 x 7	1.27	10	22,30
TRC25S10KF	250	100	27 x 7	1.35	10	24,50
TRC30S10KF	300	100	27 x 7	1.45	10	25,90
TRC40S10KF	400	100	27 x 7	1.49	10	28,10
TRC50S10KF	500	100	27 x 7	1.80	10	29,40
TRC25S12KF	250	120	29 x 9	1.56	10	27,10
TRC30S12KF	300	120	29 x 9	1.60	10	29,20
TRC40S12KF	400	120	29 x 9	1.76	10	31,50
TRC50S12KF	500	120	29 x 9	1.94	10	33,80
TRC60S12KF	600	120	29 x 9	2.12	5	35,80
TRC80S12KF	800	120	29 x 9	2.48	5	40,00

## Malleable cast iron screw clamps



**Deep throat clamp TGNT  
with tried-and-true wooden handle**

№	<a>	<b>	<x>	⚖	📦	€
	mm	mm	mm	kg	qty.	V1
TGN30T20	300	200	35 x 11	3.11	1	61,10
TGN40T20	400	200	35 x 11	3.41	1	65,60
TGN60T20	600	200	35 x 11	3.97	1	74,50
TGN80T20	800	200	35 x 11	4.67	1	83,10
TGN100T20	1000	200	35 x 11	5.15	1	92,00
TGN40T25	400	250	40 x 11	4.50	1	83,40
TGN60T25	600	250	40 x 11	5.06	1	93,60
TGN80T25	800	250	40 x 11	5.71	1	103,00
TGN100T25	1000	250	40 x 11	6.63	1	113,30
TGN40T30	400	300	45 x 12	5.58	1	97,60
TGN60T30	600	300	45 x 12	6.41	1	109,60
TGN80T30	800	300	45 x 12	7.39	1	118,50
TGN100T30	1000	300	45 x 12	8.10	1	130,50
TGN150T30	1500	300	45 x 12	11.00	1	159,40
TGN200T30	2000	300	45 x 12	12.80	1	188,30
TGN250T30	2500	300	45 x 12	15.10	1	217,30
TGN40T40	400	400	45 x 12	6.70	1	144,00
TGN60T40	600	400	45 x 12	7.69	1	156,20
TGN80T40	800	400	45 x 12	8.41	1	168,20
TGN100T40	1000	400	45 x 12	9.34	1	180,30
TGN30T50	300	500	45 x 12	8.11	1	162,40
TGN60T50	600	500	45 x 12	9.36	1	180,30
TGN80T50	800	500	45 x 12	10.16	1	192,40



**Deep throat screw clamp TGNT  
with tommy bar**

№	<a>	<b>	<x>	⚖	📦	€
	mm	mm	mm	kg	qty.	V1
TGN30T20K	300	200	35 x 11	3.05	1	62,90
TGN40T20K	400	200	35 x 11	3.21	1	67,40
TGN40T25K	400	250	40 x 11	4.36	1	85,20
TGN60T25K	600	250	40 x 11	4.98	1	95,40
TGN80T25K	800	250	40 x 11	5.64	1	104,80
TGN40T30K	400	300	45 x 12	5.53	1	99,40
TGN60T30K	600	300	45 x 12	6.29	1	111,40
TGN80T30K	800	300	45 x 12	7.15	1	120,30
TGN40T40K	400	400	45 x 12	6.63	1	145,80
TGN60T40K	600	400	45 x 12	7.52	1	158,00
TGN80T40K	800	400	45 x 12	8.33	1	170,00
TGN30T50K	300	500	45 x 12	8.01	1	164,20
TGN60T50K	600	500	45 x 12	9.16	1	182,10
TGN80T50K	800	500	45 x 12	10.01	1	194,20



- Clamping force up to 7,000 N
- Heavy-duty design
- Ergonomically shaped wood handle
- Large, stable solid flat rail with serration
- Rail dimensions great than and equal to 40 x 11 are ungalvanized

- Clamping force up to 7,000 N
- Heavy-duty design
- Tommy bar with rounded ends for simple transfer of force when clamping
- Large, stable solid plain rail with fluting
- Rail dimensions great than and equal to 40 x 11 are ungalvanized

## All-steel screw clamps

# Clamp that are resilient, elastic and powerful



**The inspiration for many innovative clamping tools**

The original BESSEY all-steel screw clamps are the perfect step up from the original BESSEY malleable cast iron screw clamps. They clamp resiliently and elastically, making them an essential aid when you want your tools to cover a wide range of applications. In addition, the all-steel screw clamp is a model for many other innovative BESSEY clamping tools – e.g. lever clamps, high-performance clamps, area pressure clamps, one-handed clamps and rafter clamps.

The OMEGA GMZ screw clamp offers maximum flexibility and safety thanks to its unique, patented OMEGA bend, which maintains the clamping pressure for longer, even when the all-steel screw clamp is shaken by vibrations. It also ensures that sensitive surfaces receive the necessary protection because the clamping pressure can be selected even more precisely. As with all all-steel screw clamps, it can also be used for any application, either for processing wood or metal. You can be sure of it!

GZ all-steel screw clamp – all models are equipped with an optimised rail profile and replaceable pressure plate.

The OMEGA screw clamp GMZ – universally applicable, for everything from wood to metal processing.



## All-steel screw clamps




## All-steel screw clamps

# BESSEY's unrivalled all-steel quality

YouTube



20 % more clamping force  
per spindle rotation



### Light, easy to handle and strong

Whether you choose the 2-component plastic handle, the wooden handle or the tommy bar, you're guaranteed satisfaction if you opt for an original BESSEY all-steel screw clamp. Especially thanks to BESSEY unique quality steel. With BESSEY you can be sure of an extremely high-quality, durable clamping tool which is also light and easy-to-handle. Even at the high clamping force, it will retain its dimensions and resist distortion. So in future, if you are looking for a powerful, flexible clamping effect, then what you need is a BESSEY all-steel screw clamp!

### Your benefits at a glance:

#### 1 Maximum stability

The optimised profile shape guarantees greater clamping force build-up in the shortest time, while maintaining greater stability and safety. The fixed clamp forged from a single piece with moulded pressure plate is hardened, tempered and galvanised, making it highly durable and torsion-resistant.

#### 2 Forged sliding arm

The sliding arm allows for more efficient transfer of force. As a result of its more linear transfer of force, the new U-shaped sliding arm offers maximum security with the heaviest of loads. You can rely on that.

#### 3 Pressure plate

For enhanced serviceability the pressure plate can be changed with no need for tools. It can be replaced very easily and quickly.

#### 4 Smooth-running spindle

The surface-coated spindle with acme thread is particularly smooth-running, and does not bind. For even smoother, more efficient work.



## All-steel screw clamps



### Original BESSEY all-steel screw clamp GZ with 2-component plastic handle



№	←a→	←b→	←x→	⚖	📦	€
	mm	mm	mm	kg	qty.	V2
GZ10-2K	100	60	15 x 6	0.31	10	15,00
GZ12-2K	120	60	15 x 6	0.32	10	18,80
GZ16-2K	160	80	17.5 x 6.8	0.57	10	22,60
GZ40-8-2K	400	80	17.5 x 6.8	0.76	10	27,80
GZ20-2K	200	100	22 x 8.5	1.01	10	30,50
GZ25-2K	250	120	24.5 x 9.5	1.42	10	36,80
GZ30-12-2K	300	120	24.5 x 9.5	1.50	10	39,90
GZ40-12-2K	400	120	24.5 x 9.5	1.65	10	43,10
GZ50-12-2K	500	120	24.5 x 9.5	1.83	10	46,30
GZ60-12-2K	600	120	24.5 x 9.5	2.00	5	49,40
GZ80-12-2K	800	120	24.5 x 9.5	2.20	5	55,20
GZ100-12-2K	1000	120	24.5 x 9.5	2.45	5	61,50
GZ30-2K	300	140	28 x 11	2.01	10	46,00
GZ40-2K	400	120	28 x 11	2.12	10	52,80
GZ50-2K	500	120	28 x 11	2.33	5	56,60
GZ60-2K	600	120	28 x 11	2.52	5	59,70
GZ80-2K	800	120	28 x 11	2.87	5	71,70
GZ100-2K	1000	120	28 x 11	3.29	5	80,40
GZ125-2K	1250	120	28 x 11	3.83	1	108,10



### Original BESSEY all-steel screw clamp GZ with tried-and-tested wooden handle



№	←a→	←b→	←x→	⚖	📦	€
	mm	mm	mm	kg	qty.	V2
GZ10	100	60	15 x 6	0.30	10	14,30
GZ12	120	60	15 x 6	0.31	10	18,00
GZ30-6	300	60	15 x 6	0.42	10	22,30
GZ16	160	80	17.5 x 6.8	0.52	10	21,60
GZ20	200	100	22 x 8.5	0.95	10	29,20
GZ25	250	120	24.5 x 9.5	1.34	10	35,20
GZ30-12	300	120	24.5 x 9.5	1.43	10	38,30
GZ40-12	400	120	24.5 x 9.5	1.56	10	41,50
GZ30	300	140	28 x 11	1.96	10	44,20
GZ40	400	120	28 x 11	2.06	10	51,00
GZ50	500	120	28 x 11	2.27	5	54,80
GZ60	600	120	28 x 11	2.47	5	57,90
GZ80	800	120	28 x 11	2.82	5	69,90
GZ100	1000	120	28 x 11	3.22	5	78,60
GZ125	1250	120	28 x 11	3.77	1	106,30



- 20 % more clamping force per spindle rotation with optimised rail profile
- Maximum security with linear transfer of force at the sliding arm
- Clamping force up to 6,000 N
- Fixed jaw and sliding arm are constructed of tempered steel for resilient clamping
- High-quality 2-component plastic handle
- Pressure plates can be replaced by hand – no need for tools (from 80 mm width)



- 20 % more clamping force per spindle rotation with optimised rail profile
- Maximum security with linear transfer of force at the sliding arm
- Clamping force up to 6,000 N
- Fixed jaw and sliding arm are constructed of tempered steel for resilient clamping
- Ergonomically shaped wood handle
- Pressure plates can be replaced by hand – no need for tools (from 80 mm width)



## All-steel screw clamps



- 20 % more clamping force per spindle rotation with optimised rail profile
- Maximum security with linear transfer of force at the sliding arm
- Clamping force up to 6,000 N
- Fixed jaw and sliding arm are constructed of tempered steel for resilient clamping
- Tommy bar with rounded ends for simple transfer of force when clamping
- Pressure plates can be replaced by hand – no need for tools



- For screw clamps
- For gentle clamping
- May be applied on both sides
- Cut them to size



### Original BESSEY all-steel screw clamp GZ with tommy bar

N <sup>o</sup>	←a→	←b→	←x→	⚖	📦	€
	mm	mm	mm	kg	qty.	V2
GZ16K	160	80	17.5 x 6.8	0.50	10	22,60
GZ20K	200	100	22 x 8.5	0.93	10	30,50
GZ25K	250	120	24.5 x 9.5	1.31	10	36,80
GZ30K	300	140	28 x 11	1.89	10	46,00
GZ40K	400	120	28 x 11	2.00	10	52,80
GZ50K	500	120	28 x 11	2.20	5	56,60
GZ60K	600	120	28 x 11	2.42	5	59,70
GZ80K	800	120	28 x 11	2.76	5	71,70
GZ100K	1000	120	28 x 11	3.18	5	80,40
GZ125K	1250	120	28 x 11	3.65	1	108,10

### Pressure cap strips SKS (2 pcs./bag)



N <sup>o</sup>	Suitable for	€
		v3
SKS10/20	TG10 to TG20 / GZ10 to GZ20 / GM16Z to GM20Z	6,70
SKS20/40	TG20 to TG40 / TGK / GZ20 to GZ60 / GM20Z to GM60Z	6,90

# All-steel screw clamps



## All-steel screw clamp classiX GS with tried-and-tested wooden handle




N <sup>o</sup>	←a→	←b→	←x→	⚖	📦	€
	mm	mm	mm	kg	qty.	V2
GS10	100	50	11.5 x 5.6	0.20	10	11,70
GS12	120	60	13.5 x 6.5	0.30	10	14,80
GS16	160	80	16 x 7.5	0.48	10	17,70
GS20	200	100	19.5 x 9.5	0.83	10	23,90
GS25	250	120	22 x 10.5	1.30	10	28,90
GS30	300	140	25 x 12	1.85	10	36,20
GS40	400	120	25 x 12	1.95	10	41,80
GS50	500	120	25 x 12	2.20	5	44,90
GS60	600	120	25 x 12	2.40	5	47,50
GS80	800	120	27 x 13	3.20	5	57,30
GS100	1000	120	27 x 13	3.65	5	64,50



- Clamping force up to 5,000 N
- Fixed jaw and sliding arm are constructed of tempered steel for resilient clamping
- Ergonomically shaped wood handle



## All-steel screw clamp classiX GS with tommy bar



N <sup>o</sup>	←a→	←b→	←x→	⚖	📦	€
	mm	mm	mm	kg	qty.	V2
GS16K	160	80	16 x 7.5	0.46	10	18,70
GS20K	200	100	19.5 x 9.5	0.83	10	25,20
GS25K	250	120	22 x 10.5	1.20	10	30,50
GS30K	300	140	25 x 12	1.79	10	38,00
GS40K	400	120	25 x 12	1.95	10	43,60
GS50K	500	120	25 x 12	2.17	5	46,70
GS60K	600	120	25 x 12	2.37	5	49,30
GS80K	800	120	27 x 13	3.11	5	59,10
GS100K	1000	120	27 x 13	3.58	5	66,30

- Clamping force up to 5,000 N
- Fixed jaw and sliding arm are constructed of tempered steel for resilient clamping
- Tommy bar with rounded ends for simple transfer of force when clamping


### Comparison of the first and second line on Original BESSEY all-steel screw clamps

Order no.	Original BESSEY all-steel screw clamps			classiX	
	GZ...2K	GZ...	GZ...K	GS	GS...K
Product range	+++	+++	+++	++	++
Clamping width	100-1,250 mm	100-1,250 mm	160-1,250 mm	100-1,000 mm	160-1,000 mm
Throat depth	60-140 mm	60-140 mm	80-140 mm	50-140 mm	80-140 mm
Optimised rail profile	✓	✓	✓		
Clamping force	+++ 6,000 N	+++ 6,000 N	+++ 6,000 N	++ 5,000 N	++ 5,000 N
Changeable pressure plate	✓	✓	✓		
Intellectual property rights	on rail, sliding arm, pressure plate and appearance				

## All-steel screw clamps

# It has a reserve of power, with the patented OMEGA bend

The load-displacement diagram shows:  
the OMEGA screw clamp maintains the clamping  
force significantly longer under vibration.



### Greater safety with the OMEGA-bend

The unique, patented OMEGA-bend increases the spring deflection of the OMEGA-screw clamp. The decrease in pressure at the point of clamping (...per spindle rotation) is significantly lower with the BESSEY OMEGA clamp than with a comparable malleable cast iron or all-steel screw clamp (see diagram). That means that, even when vibrations are present, this clamp will maintain its clamping pressure longer than a conventional clamp, thereby offering greater working safety. Don't settle for less!

### Your benefits at a glance:

- 1 Innovative OMEGA bend**  
The patented OMEGA bend gives you added safety. It means you lose even less clamping pressure, even when vibrations are present.
- 2 Maximum flexibility**  
The clamp forged from a single piece with moulded pressure plate is hardened, tempered and galvanised, making it highly durable and torsion-resistant. The clamps clamp resiliently and elastically.

### 3 Close flat clamping

The OMEGA bend allows you to place the clamp absolutely flat to the surface of the workpiece. This allows clamping right into the corners.

### 4 Pressure plate

For enhanced serviceability the pressure plate can be changed with no need for tools. It can be replaced very easily and quickly.



## All-steel screw clamps



### OMEGA screw clamp GMZ with 2-component plastic handle



№	←a→	←b→	←x→	⚖	📦	€
	mm	mm	mm	kg	qty.	V2
GM16Z-2K	160	80	16 x 7.5	0.57	10	23,70
GM20Z-2K	200	100	19.5 x 9.5	0.94	10	32,10
GM25Z-2K	250	120	22 x 10.5	1.35	10	38,70
GM30Z-2K	300	140	25 x 12	1.91	10	48,50
GM40Z-2K	400	120	25 x 12	2.13	10	55,90
GM50Z-2K	500	120	25 x 12	2.33	5	59,80
GM60Z-2K	600	120	25 x 12	2.55	5	63,10



- Clamping force up to 5,000 N
- Fixed jaw with patented OMEGA bow for less clamping force loss
- Fixed jaw and sliding arm are constructed of tempered steel for resilient clamping
- High-quality 2-component plastic handle
- Pressure plates can be replaced with no need for tools



### OMEGA-screw clamp GMZ with tommy bar



№	←a→	←b→	←x→	⚖	📦	€
	mm	mm	mm	kg	qty.	V2
GM20ZK	200	100	19.5 x 9.5	0.88	10	32,10
GM25ZK	250	120	22 x 10.5	1.25	10	38,70
GM30ZK	300	140	25 x 12	1.84	10	48,50
GM40ZK	400	120	25 x 12	2.00	10	55,90
GM50ZK	500	120	25 x 12	2.22	5	59,80
GM60ZK	600	120	25 x 12	2.44	5	63,10

- Clamping force up to 5,000 N
- Fixed jaw with patented OMEGA bow for less clamping force loss
- Fixed jaw and sliding arm are constructed of tempered steel for resilient clamping
- Tommy bar with rounded ends for simple transfer of force when clamping
- Pressure plates can be replaced with no need for tools

### Pressure cap strips SKS (2 pcs./bag)



№	Suitable for	€
		V3
SKS10/20	TG10 to TG20 / GZ10 to GZ20 / GM16Z to GM20Z	6,70
SKS20/40	TG20 to TG40 / TGK / GZ20 to GZ60 / GM20Z to GM60Z	6,90

- For screw clamps
- For gentle clamping
- May be applied on both sides
- Cut them to size

## Lever clamps

# Clamping with leverage – speed, safety and strength



### The quick, secure, powerful clamping tool

The original BESSEY lever clamps are lightweight, easy to handle, dimensionally stable, and torsion-resistant. And the best thing is: they can clamp and release up to 5 x faster than conventional clamps. This is because they use the natural force of the lever, meaning that with just a small amount of

effort they can quickly produce large clamping pressures. In addition, the optimised rail profile with greater reserves of force enables a more even application of force – especially under full utilisation of clamping range. The original BESSEY lever clamps are particularly valuable in situations where many clamps have to be applied in a short time, with no risk of loosening due to vibration. Try it out!

The lever clamp GH – allows you to clamp up to 5 x faster than with conventional clamps.

The SGHS lever clamp – the heavy duty version with a clamping force of up to 9,500 N.

YouTube



## Your benefits at a glance:

### 1 Secure ratchet mechanism

The ratchet mechanism ensures rapid, controlled, vibration-free clamping. A hardened cam at the end of the lever ensures a long service life.

### 2 Maximum stability

The optimised profile shape with greater reserves of force enables a more even application of force – especially under full utilisation of clamping width. The fixed clamp forged from a single piece with moulded pressure plate is hardened, tempered and galvanised, making it highly durable and torsion-resistant.

### 3 Forged sliding arm

The sliding arm is serrated and made from tempered, drop-forged steel. For an extremely long service life.

### 4 Ergonomic clamping and release lever

The powder-coated clamping lever has a particularly ergonomic shape. The plastic-coated non-slip release lever provides a secure hold as you release the clamp.



## Lever clamps



- Greater reserves of power, thanks to optimised rail profile, for even clamping force build-up, especially under maximum utilisation of the clamping range
- Non-slip trigger release
- Sintered steel cams – particularly hard-wearing, low friction due to higher surface hardness
- Quick – up to 5 x faster than regular clamps
- Secure – vibration resistant
- Strong – clamping force up to 8,500 N



### Lever clamp GH

N <sup>o</sup>	←a→	←b→	←x→	⚖	📦	€
	mm	mm	mm	kg	qty.	V2
GH12	120	60	15 x 6	0.49	10	46,00
GH16	160	80	17.5 x 6.8	0.64	10	50,40
GH20	200	100	22 x 8.5	1.11	10	57,90
GH25	250	120	24.5 x 9.5	1.44	10	66,70
GH30-12	300	120	24.5 x 9.5	1.51	10	69,60
GH40-12	400	120	24.5 x 9.5	1.75	10	73,10
GH30	300	140	28 x 11	2.27	10	79,20
GH40	400	120	28 x 11	2.41	10	83,10
GH50	500	120	28 x 11	2.61	5	89,10
GH60	600	120	28 x 11	2.84	5	92,60
GH80	800	120	28 x 11	3.20	5	103,00
GH100	1000	120	28 x 11	3.59	5	109,60



- Heavy design
- Rapid – up to 5 x faster than conventional clamps
- Secure – vibration resistant
- Strong – clamping force up to 9,500 N



### Lever clamp SGHS, heavy duty

N <sup>o</sup>	←a→	←b→	←x→	⚖	📦	€
	mm	mm	mm	kg	qty.	V2
SG-25HS	300	140	30 x 15	3.05	5	109,60
SG-50HS	500	140	30 x 15	3.83	5	146,30

# Lever clamps



## Lever clamp classiX GSH



Nº	←a→	←b→	←x→	⚖	📦	€
	mm	mm	mm	kg	qty.	V2
GSH12	120	60	13.5 x 6.5	0.49	10	37,70
GSH16	160	80	16 x 7.5	0.64	10	41,30
GSH20	200	100	19.5 x 9.5	1.11	10	47,50
GSH25	250	120	22 x 8.5	1.44	10	54,70
GSH30	300	140	25 x 12	2.27	10	64,90
GSH40	400	120	25 x 12	2.41	10	68,10
GSH50	500	120	25 x 12	2.61	5	73,10
GSH60	600	120	25 x 12	2.84	5	75,90



- Non-slip trigger release
- Quick – up to 5 times faster than regular clamps
- Secure – unaffected by vibrations
- Strong – clamping force up to 7,500 N

## Comparison of the first and second line on BESSEY lever clamps

	BESSEY lever clamps	
	GH	classiX
Order no.		
Product range	+++	++
Clamping width	120-1,000 mm	120-600 mm
Throat depth	60-140 mm	60-140 mm
Optimised rail profile	✓	
Clamping force	+++ 8,500 N	++ 7,500 N
Intellectual property rights	on rail, sliding arm, pressure plate and appearance	

High-performance clamps

## High-performance clamping



### Clamping force of up to 35,000 N

Increasingly high clamping pressures with larger throat depths and wider openings. These are the daily requirements of the original BESSEY high-performance clamps. Applications include steel fabrication, welding, shipbuilding and automotive manufacturing as well as heavy timber construc-

tion, wood laminations and general carpentry. In other words, wherever sturdy or heavy parts need to be clamped securely and with high clamping pressure. Developed on the basis of the tried-and-tested BESSEY all-steel screw clamp, the original BESSEY high-performance clamps fulfil all requirements with panache... again and again!


The high-performance clamp STBS – very sturdy and long-lasting, offering exceptional clamping pressures.



YouTube



20 % more clamping force per spindle rotation



## Your benefits at a glance:

### 1 Maximum stability

The optimised profile shape guarantees greater clamping force build-up in the shortest time, while maintaining greater stability and safety. The fixed clamp forged from a single piece with moulded pressure plate is hardened, tempered and galvanised, making it highly durable and torsion-resistant.

### 2 Forged sliding arm

The sliding arm has a shape that allows for more efficient transfer of force. As a result of its more linear transfer of force, the U-shaped sliding arm offers maximum security with the heaviest of loads. You can rely on that.

### 3 Special tilting pressure plate

The heat-resistant pressure plate is replaceable and can be tilted up to 35° so it can even clamp on angled or sloping surfaces. It has an extremely long service-life due to the oil-soaked sintered steel insert's excellent sliding and emergency running properties.

### 4 Tempered spindle

The tempered spindle is particularly sturdy and wear-resistant. This considerably increases its durability.

## Improved rail profile means greater productivity

The innovative shape of the BESSEY rail profile and sliding arm provide a number of productivity enhancing benefits. These benefits include more clamping force per spindle rotation and more clamping stability for faster and safer work. Moreover, the shape of the rail profile and sliding arm guarantees better contact with the work surface at higher clamping forces. The BESSEY high-performance clamp is the ideal tool for your clamping jobs, day after day.


## High-performance clamps



- Clamping force up to 8,500 N at tightening torque of 25 Nm
- 20 % more clamping force per spindle rotation with optimised rail profile
- Maximum safety due to the better linear transfer of force of the sliding arm
- Long life due to heat-resistant pressure plate with sintered steel insert, which can be tilted up to 35°



### Fitters' clamp SLM



№	<a>	<b>	<x>	⚖	📦	€
	mm	mm	mm	kg	qty.	V2
SL20M	200	120	28 x 11	1.88	5	69,30
SL25M	250	120	28 x 11	2.00	5	71,30
SL30M	300	120	28 x 11	2.11	5	74,00
SL40M	400	120	28 x 11	2.34	5	78,30
SL50M	500	120	28 x 11	2.60	5	82,80
SL60M	600	120	28 x 11	2.82	5	87,10



- Clamping force up to 12,000 N at tightening torque of 40 Nm
- 20 % more clamping force per spindle rotation with optimised rail profile
- Maximum safety due to the better linear transfer of force of the sliding arm
- Long life due to heat-resistant pressure plate with sintered steel insert, which can be tilted up to 35°



### High-performance clamp SGM



№	<a>	<b>	<x>	⚖	📦	€
	mm	mm	mm	kg	qty.	V2
SG25M	250	140	34 x 13	2.58	5	82,00
SG30M	300	140	34 x 13	3.00	5	83,90
SG40M	400	140	34 x 13	3.17	5	94,50
SG50M	500	140	34 x 13	3.40	5	105,20
SG60M	600	140	34 x 13	3.80	5	110,70
SG80M	800	140	34 x 13	4.45	5	121,30
SG100M	1000	140	34 x 13	4.95	5	136,40
SG125M	1250	140	34 x 13	5.87	1	158,10
SG150M	1500	140	34 x 13	6.65	1	175,90

## High-performance clamps



### High-performance clamp SGTM, large throat depth




Nº	<a>	<b>	<x>	⚖️	📦	€
	mm	mm	mm	kg	qty.	V2
SG30T20M	300	200	30 x 15	3.50	1	96,40
SG60T20M	600	200	30 x 15	4.30	1	126,30

- Clamping force up to 8,500 N at tightening torque of 40 Nm
- Long life due to heat-resistant pressure plate with sintered steel insert, which can be tilted up to 35°
- Opening 200 mm



### High-performance clamp STBM, heavy duty



Nº	<a>	<b>	<x>	⚖️	📦	€
	mm	mm	mm	kg	qty.	V2
STB30M	300	175	40 x 20	5.61	1	157,30
STB40M	400	175	40 x 20	6.10	1	165,60
STB50M	500	175	40 x 20	6.67	1	172,60
STB60M	600	175	40 x 20	7.23	1	178,70
STB80M	800	175	40 x 20	8.35	1	190,50
STB100M	1000	175	40 x 20	9.42	1	205,90
STB125M	1250	175	40 x 20	10.77	1	251,90
STB150M	1500	175	40 x 20	12.20	1	278,40



- Clamping force up to 22,000 N at tightening torque of 70 Nm
- Long life due to heat-resistant pressure plate with sintered steel insert, which can be tilted up to 35°
- With 19 mm hexagonal bolt on the end of the spindle



### High-performance clamp STBS, extremely heavy duty



Nº	<a>	<b>	<x>	⚖️	📦	€
	mm	mm	mm	kg	qty.	V2
STBS30	300	200	50 x 25	10.46	1	334,50
STBS50	500	200	50 x 25	12.17	1	363,30
STBS100	1000	200	50 x 25	17.30	1	428,60


- Clamping force up to 35,000 N at tightening torque of 100 Nm
- Long life due to heat-resistant pressure plate with sintered steel insert, which can be tilted up to 35°
- With 36 mm hexagonal bolt on the end of the spindle
- With wedge for fixing the sliding arm



## High-performance clamps



- Clamping force up to 35,000 N at tightening torque of 105 Nm
- Long life due to heat-resistant pressure plate with sintered steel insert, which can be tilted up to 35°
- With 19 mm hexagonal bolt on the end of the spindle
- With wedge for fixing the sliding arm



### High-performance clamp STBVC, extremely heavy duty

N <sup>o</sup>	<a>	<b>	<x>	⚖	📦	€
	mm	mm	mm	kg	qty.	V2
STBVC15	150	100	40 x 20	4.06	1	137,80
STBVC25	250	100	40 x 20	4.62	1	151,10
STBVC35	350	100	40 x 20	5.13	1	168,70



- Long life due to heat-resistant pressure plate with sintered steel insert, which can be tilted up to 35°

Three design versions:

- Smooth faced (standard version)
- Rough faced for secure clamping on dirty surfaces
- V-groove face for round, oval and edged workpieces



### Special pressure plate

N <sup>o</sup>	Description	Suitable for	€
			V3
3100736	Standard	SLM, SGM, SGTM, STBM, STBVC, SGU, STBU, SLV, GSV, SPZ80K	18,90
3100737	Standard	STBS	28,40
3101192	Serrated	SLM, SGM, SGTM, STBM, STBVC, SGU, STBU, SLV, GSV, SPZ80K	21,20
3101193	V-grooved	SLM, SGM, SGTM, STBM, STBVC, SGU, STBU, SLV, GSV, SPZ80K	21,20

# High-performance clamps



## Fitters' clamp classiX GSL




№	<a>	<b>	<x>	⚖	📦	€
	mm	mm	mm	kg	qty.	V2
GSL30	300	120	27 x 13	2.11	5	60,70
GSL60	600	120	27 x 13	2.82	5	71,40



- Clamping force up to 7,500 N with a tightening torque of 25 Nm
- Special heat-resistant pressure plate, can be tilted by up to 35°



## High-performance clamp classiX GSM



№	<a>	<b>	<x>	⚖	📦	€
	mm	mm	mm	kg	qty.	V2
GSM25	250	140	30 x 15	2.58	5	67,20
GSM30	300	140	30 x 15	3.00	5	68,80
GSM40	400	140	30 x 15	3.17	5	77,50
GSM50	500	140	30 x 15	3.40	5	86,30
GSM60	600	140	30 x 15	3.80	5	90,80



- Clamping force up to 11,000 N with a tightening torque of 40 Nm
- Special heat-resistant pressure plate, can be tilted by up to 35°

## Comparison of the first and second line on BESSEY high-performance clamps

Order no.	BESSEY high-performance clamps		classiX	
	SLM	SGM	GSL	GSM
Product range	+++	+++	+	+
Clamping width	200-600 mm	250-1,500 mm	300-600 mm	250-600 mm
Throat depth	120 mm	140 mm	120 mm	140 mm
Optimised rail profile	✓	✓		
Clamping force	+++ 8,500 N	+++++ 12,000 N	++ 7,500 N	++++ 11,000 N
Special pressure plate with sintered steel insert	✓	✓		
Intellectual property rights	on rail, sliding arm, pressure plate and appearance			

**KombiKlapp**

## **Multi-purpose clamping**



### **The clamp that adjusts itself**

**The KombiKlapp is a very special clamp. Alongside the properties of a traditional all-steel screw clamp, it has a special clamping attachment. This so-called Vario clamping attachment offers a perfect fit for workpieces at angles of 60° internal to 60° external.**

**This makes it possible to clamp round, oval and angular workpieces both simply and securely. Spreading with the KombiKlapp is also problem free, as both the clamping attachment and the sliding arm can be quickly swapped. Now you have seen the possibilities contained within this clamp, why not try it for yourself!**





### Your benefits at a glance:

- 1 Multi-angle pad**  
The multi-angle pad is especially adapted to round, oval and angled workpieces – from 60° inside to 60° outside. For perfectly flat clamping remove the multi-angle pad. For spreading it is easy to reverse the position of the pad on the anvil of the clamp. Its like having 3 clamps in one.
- 2 Removable end stop**  
The end stop can be removed – to allow the sliding arm to be quickly turned around for spreading.
- 3 Pressure plate**  
For enhanced serviceability the pressure plate can be changed with no need for tools. It can be replaced very easily and quickly.
- 4 Tommy bar with BESSEY grip**  
The addition of the plastic BESSEY grip means that clamping can also be very comfortable. The stable tommy bar has a plastic pad to ensure that it is easy to grip with your hand. This allows powerful, controlled clamping.



**KombiKlamp SG-VAD**



N <sup>o</sup>	<a> mm	<b> mm	<x> mm	kg	qty.	€ V2
SG30VAD	300	120	30 x 15	2.95	6	87,00



- Clamping force up to 7,500 N
- Clamping and spreading of round, oval and angled workpieces
- Pressure plates can be replaced with no need for tools

## U-clamps

# Step-over clamping



### No spacers or extension pieces necessary

The original BESSEY U-clamps have been developed on the basis of the tried-and-tested all-steel, lever and high-performance clamps. The characteristic

U-shaped fixed arms swiftly reaches over obstructions so find its objective like an extra hand. No spacers or extensions are needed with the high stepping U-clamp.

The SGU high-performance clamp – with U-shaped fixed arm for step-over clamping with no need for spacers.



## Your benefits at a glance:

### 1 Extremely sturdy

The U-shaped fixed arm is produced and tempered from a single piece, thus very torsion-resistant. This guarantees you maximum tensile strength and sturdiness.

### 2 Special tilting pressure plate

The heat-resistant pressure plate (SGU/STBU) is replaceable and can be tilted up to 35° so it can even clamp on angled or sloping surfaces. It has an extremely long service-life due to the oil-soaked sintered steel insert's excellent sliding and emergency running properties.

### 3 Forged sliding arm

The sliding arm is made from forged tempered steel, and can withstand extremely large loads. You can be sure of that.

### 4 Tempered spindle

The tempered spindle is particularly sturdy and wear-resistant. This considerably increases its durability.

### 5 Sturdy tommy bar

The sturdy tommy bar has special rounded hand-friendly ends, as well as a hexagonal bolt. This allows powerful, controlled clamping.



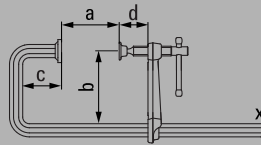
# U-clamps



- Clamping force up to 4,000 N
- Double-sided step-over clamping, specially suited for T-profiles and double T-profiles
- Low weight
- Tempered stainless steel and fixed bracket for resilient and elastic clamping

## U-shaped all-steel screw clamp GUZ

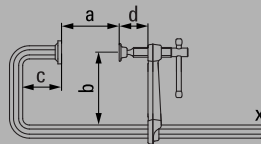
N <sup>o</sup>	<a>	<b>	<c>	<d>	<x>			€
	mm	mm	mm	mm	mm	kg	qty.	V2
GU25-12-6ZK	250	120	60	60	22 x 10.5	1.46	10	53,80



- Clamping force up to 12,000 N at tightening torque of 40 Nm
- Double-sided step-over clamping, specially suited for T-profiles and double T-profiles
- Long life due to heat-resistant pressure plate with sintered steel insert, which can be tilted up to 35°

## U-shaped high-performance clamp SGU

N <sup>o</sup>	<a>	<b>	<c>	<d>	<x>			€
	mm	mm	mm	mm	mm	kg	qty.	V2
SGU30-14-10	300	140	100	130	30 x 15	3.75	5	112,80



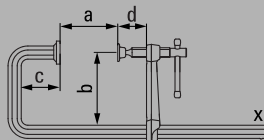
# U-clamps



## U-shaped high-performance clamp STBU, heavy duty



№	←a→	←b→	←c→	←d→	←x→	⚖	📦	€
	mm	mm	mm	mm	mm	kg	qty.	V2
STBU40-17-15	500	175	150	110	40 x 20	7.96	1	231,20



- Clamping force up to 22,000 N at tightening torque of 80 Nm
- Double-sided step-over clamping, specially suited for T-profiles and double T-profiles
- With 19 mm hexagonal bolt on the end of the spindle
- Long life due to heat-resistant pressure plate with sintered steel insert, which can be tilted up to 35°



## Special pressure plate



№	Description	Suitable for	€
			V3
3100736	Standard	SLM, SGM, SGTM, STBM, STBVC, SGU, STBU, SLV, GSV, SPZ80K	18,90
3101192	Serrated	SLM, SGM, SGTM, STBM, STBVC, SGU, STBU, SLV, GSV, SPZ80K	21,20
3101193	V-grooved	SLM, SGM, SGTM, STBM, STBVC, SGU, STBU, SLV, GSV, SPZ80K	21,20

- Long life due to heat-resistant pressure plate with sintered steel insert, which can be tilted up to 35°

Three design versions:

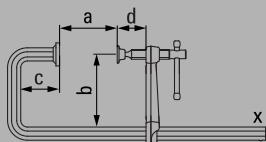
- Smooth faced (standard version)
- Rough faced for secure clamping on dirty surfaces
- V-groove face for round, oval and edged workpieces



## U-shaped lever clamp GUH



№	←a→	←b→	←c→	←d→	←x→	⚖	📦	€
	mm	mm	mm	mm	mm	kg	qty.	V2
GU25-12-6H	250	120	60	10	22 x 10.5	1.67	5	72,10



- Clamping force up to 3,800 N
- Step-over clamping, specially suited for T profiles
- Low weight
- Quick – up to 5 x faster than regular clamps



## Claw clamps

# Clamping and spreading in confined spaces



### Ideal for particularly challenging tasks

The original BESSEY claw clamp lets you clamp and spread in even the most confined spaces. It can be used in narrow openings as well as for short projections. This is thanks to the clamp's unique clam-

ping and spreading mechanism, which is located behind the rail. The original BESSEY claw clamp also boasts a very robust construction. This makes it the perfect tool for particularly challenging tasks, such as welding and assembly work.

The claw clamp GRA – specially developed for welding and assembly work in poorly accessible places.





### Your benefits at a glance:

#### 1 Maximum stability

The clamp forged from a single piece with moulded pressure plate is hardened, tempered and galvanised, making it highly durable and torsion-resistant. The optimised profile now allows greater extension with the same stability.

#### 2 External handle

The handle is located behind the clamp's rail. This is specially conceived to allow the clamping and spreading of work-pieces which are not easily accessible.

#### 3 Special V-grooved pressure plate

This sturdy pressure plate is made from high-grade cast iron, and can be tilted by up to 30°. The prism is ideal for clamping and spreading round or angular work-pieces.

#### 4 Removable end stop

The end stop can be removed – to allow the sliding arm to be quickly turned around for spreading.



### Claw clamp GRA



№	<a>	<b>	<x>	⚖️	📦	€
	mm	mm	mm	kg	qty.	V2
GRA30-12	300	120	28 x 11	2.44	5	101,90
GRA60-12	600	120	28 x 11	3.06	5	115,80
GRA100-12	1000	120	28 x 11	3.83	5	137,60

### Pressure piece GRD (2 pcs./bag)




№	⚖️	📦	€
	kg	qty.	V2
GRD	0.66	1	17,50



- Clamping and spreading force up to 7,500 N
- Externally-positioned spindle, protected from welding spatter
- Clear access to work area
- Spreading from the inside outwards
- Flat jaw face
- V-groove for clamping round and oval workpieces

**Variable high-performance clamps**

## **New flexibility with large clamping widths**



**A modular concept for the widest range of applications**

Alongside complete assembled high-performance clamping sets BESSEY also offers versatile accessories that can be combined with one another. Amongst these are two different rail models: One with a 27 x 13 mm profile in three different lengths, and another with a 30 x 15 mm profile for work with high clamping forces and clamping widths up to three metres. All rails have end fastenings on both

sides that can be loosened without tools. Sliding arms that are already fitted can be changed over from clamping to spreading or replaced by different sliding arms or even supplemented with others. Sliding arms with wooden grips, lever handles or tommy bars are available. The flexibility that this clamping system offers ensures that numerous applications can be handled by the combinations of rails and sliding arms available. There are no limits set with this individual tailoring.



## Your benefits at a glance:

### 1 End fastenings can be loosened without tools

The end fastenings on both sides can be loosened without tools enabling rapid changeover of the sliding arms for spreading tasks. It is also possible to replace the sliding arms or to add additional sliding arms easily.

### 2 Interchangeable sliding arms

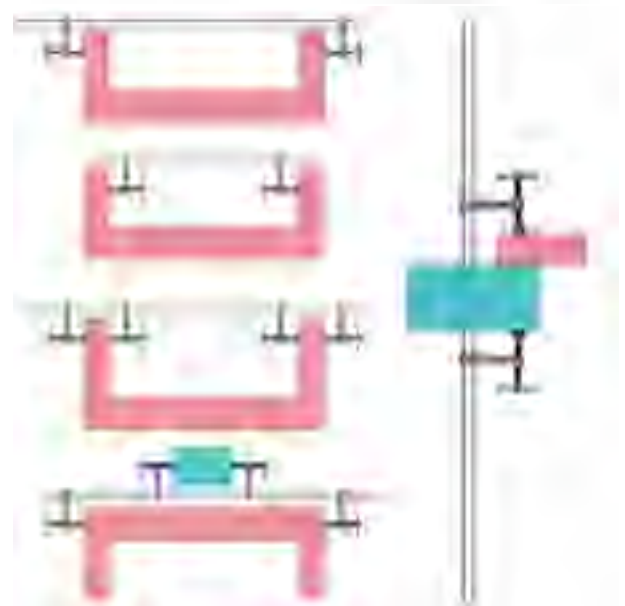
The sliding arm is made from forged tempered steel and guarantees the highest level of safety through the linear transfer of forces and can withstand extremely large loads. These can be replaced by other sliding arm variants to suit the application and can also be supplemented by others.

### 3 Special tilting pressure plate

Both the SLV and the GSV have a special heat-resistant pressure plate. This is replaceable and can be tilted up to 35°. Furthermore, the special pressure plates used with the GSV have a hardened and oil-soaked sintered steel insert. This guarantees outstanding sliding and emergency running properties, thereby ensuring an extremely long service life.

### 4 Tempered spindle

The tempered spindle is particularly sturdy and wear-resistant. This considerably increases its durability.





# Variable high-performance clamps



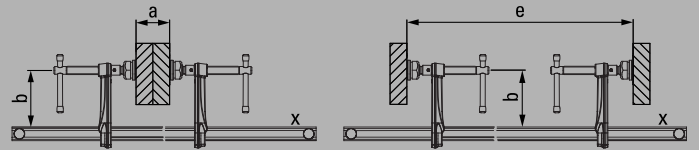
- Clamping force up to 6,500 N
- Tipping is prevented through central positioning on the workpiece
- Special heat-resistant pressure plate, can be tilted by up to 35°
- Clamp can be fed through an opening in the workpiece/component



## Variable high-performance clamps – Complete set SLV

Nº	<a>	<b>	<e>	<x>	⚖️	📦	€
	mm	mm	mm	mm	kg	qty.	V2
SLV100M	1000	120	340-1250	27 x 13	4.78	1	104,80
SLV150M	1500	120	340-1750	27 x 13	5.97	1	126,70
SLV200M	2000	120	340-2250	27 x 13	7.15	1	148,80

Wide range of possible applications due to interchangeable sliding arm available in various different designs (see accessories)



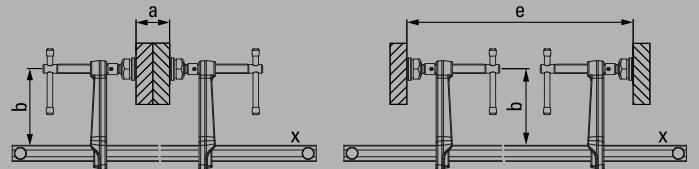
- Clamping force up to 9,000 N
- Tipping is prevented through central positioning on the workpiece
- Long service life thanks to special heat-resistant pressure plate with sintered steel insert, can be tilted by up to 35°
- Clamp can be fed through an opening in the workpiece/component



## Variable high performance clamps – Complete set GSV

Nº	<a>	<b>	<e>	<x>	⚖️	📦	€
	mm	mm	mm	mm	kg	qty.	V2
GSV300M	3000	140	400-3340	30 x 15	13.00	1	275,70

Wide range of possible applications due to interchangeable sliding arm available in various different designs (see accessories)



- Long life due to heat-resistant pressure plate with sintered steel insert, which can be tilted up to 35°

Three design versions:


- Smooth faced (standard version)
- Rough faced for secure clamping on dirty surfaces
- V-groove face for round, oval and edged workpieces



## Special pressure plate

Nº	Description	Suitable for	€
			V3
3100736	Standard	SLM, SGM, SGTM, STBM, STBVC, SGU, STBU, SLV, GSV, SPZ80K	18,90
3101192	Serrated	SLM, SGM, SGTM, STBM, STBVC, SGU, STBU, SLV, GSV, SPZ80K	21,20
3101193	V-grooved	SLM, SGM, SGTM, STBM, STBVC, SGU, STBU, SLV, GSV, SPZ80K	21,20
3101219	Cutting ring	SPZ80K	20,60

Anti-slip clamping with the cutting ring pressure plate





# Variable high-performance clamps



## SLV size rails

N <sup>o</sup>	←a→	←x→	⚖	📦	€
	mm	mm	kg	qty.	V2
3101731	1000	27 x 13	2.85	1	44,10
3101732	1500	27 x 13	4.05	1	88,20
3101733	2000	27 x 13	5.25	1	132,30

- 27 x 13 mm profile, cold drawn and galvanised
- End fastenings on both sides can be loosened without tools – for rapid changeover
- Suitable for all SLV size sliding arms



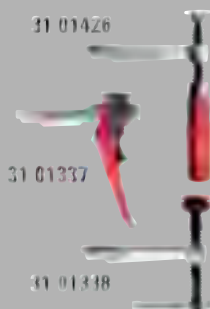
## GSV size rails

N <sup>o</sup>	←a→	←x→	⚖	📦	€
	mm	mm	kg	qty.	V2
3101612	3000	30 x 15	10.40	1	198,50

- 30 x 15 mm profile, cold drawn and galvanised
- End fastenings on both sides can be loosened without tools – for rapid changeover
- Suitable for all GSV size sliding arms



## Complete sliding arm for SLV sizes




N <sup>o</sup>	Description	←b→	←x→	⚖	📦	€
		mm	mm	kg	qty.	V3
3101426	Wooden handle	120	27 x 13	0.73	1	28,20
3101337	Lever handle	120	27 x 13	1.10	1	75,10
3101338	Tommy bar incl. special pressure plate	120	27 x 13	0.82	1	47,40

- Three different grip variants/designs
- Suitable for all SLV size rails



## Complete sliding arm for GSV sizes



N <sup>o</sup>	Description	←b→	←x→	⚖	📦	€
		mm	mm	kg	qty.	V3
3101329	Tommy bar incl. special pressure plate with sintered steel insert	120	30 x 15	1.13	1	55,50
3101330		140	30 x 15	1.21	1	60,10
3101331		200	30 x 15	1.40	1	76,60

- One arm design with three throat depths
- Suitable for GSV size rails

## C-clamps

# Clamping using the original screw clamp shape



Whether manufactured using drop forging or drawn steel the BESSEY C-clamps provide a solution for every application

C-clamps are used when high clamping forces are required with consistently equal jaw openings, predominantly in the metal and steel-working sector. The C-clamp is the original type of screw clamp. A wide range of materials have been and are used in their manufacture. At one time there were

even versions made purely out of BESSEY all steel, whether drawn or forged, C-clamps now provide solutions for all the demands of the modern market. The VC Series is noteworthy for the fact that its frame is produced with original BESSEY profiled steel from our in-house steel drawing plant. It is then tempered and electro-galvanised. This achieves much higher tensile strength compared to cast versions.

The C-screw clamp VC is unique in featuring the characteristics of the original BESSEY all-steel screw clamp – it is light, handy, elastic and break-resistant.

# C-clamps



## C-clamp VC, stable



Nº	<a>		<b>		<x>				€
	mm	"	mm	"					
VC2	0-50	0 - 2	50	2	19.5 x 9.5	7	0.43	10	33,90
VC3	0 - 75	0 - 3	50	2	22 x 10.5	13	0.63	10	38,70
VC4	0 - 100	0 - 4	60	2 3/8	25 x 12	13	1.02	10	50,10
VC6	0 - 150	0 - 6	75	3	27 x 13	15	1.41	10	65,90
VC8	0 - 200	0 - 7 7/8	90	3 1/2	30 x 15	15	2.25	5	83,00
VC10	0 - 250	0 - 10	100	4	40 x 20	15	4.01	5	105,70



- Clamping force of up to 15,000 N
- Nearly unbreakable and tempered
- Tried-and-true BESSEY all-steel quality



## C-clamp SC



Nº	<a>		<b>					€
	mm	"	mm	"				
SC40	0-40	0 - 1 5/8	40	1 5/8	5,5	0.40	10	27,80
SC60	0 - 60	0 - 2 3/8	55	2 3/16	5,5	0.57	10	31,90
SC80	0 - 80	0 - 3 1/8	65	2 9/16	10	0.99	10	36,80
SC100	0 - 100	0 - 4	75	3	13,5	1.40	10	44,50
SC120	0 - 120	0 - 7 7/8	85	3 1/4	18	2.10	10	53,20
SC150	0 - 150	0 - 6	95	3 3/4	18	2.35	10	58,80
SC200	0 - 200	0 - 7 7/8	105	4 1/4	22	4.00	5	74,50



- Clamping force of up to 22,000 N
- Drop forged



## C-clamp CDF-C



Nº	<a>		<b>					€
	mm	"	mm	"				
CDF403C	0 - 75	0 - 3	60	2 3/8	13	0.85	6	32,20
CDF404C	0 - 105	0 - 4 1/4	85	2 3/4	16,5	1.60	6	38,70
CDF406C	0 - 150	0 - 6	100	3 5/8	17	2.32	6	51,80
CDF408C	0 - 205	0 - 8	125	4 1/2	17	3.42	6	65,50
CDF410C	50-245	2 - 10	150	5 3/8	18	5.49	4	80,50



- Clamping force up to 18,000 N
- Drop forged, extremely stable
- The copper-plated spindle prevents welding splatter from sticking

## Grip pliers

# Clamping and gripping



**Many variants to cover a very wide range of applications**

**Whether for all-round or step-over clamping, or for fixing workpieces which are lying next to one another: the original BESSEY grip pliers are always ideal. This is because the infinitely adjustable plier**

**jaws lie parallel to each other in every position, or at the desired angle to one another. And the best thing is: the selected clamping pressure remains constant however wide open the mouth of the pliers is. That's true whatever variant you choose. Try it out!**

The pipe grip GRZRO – secure clamping of round workpieces thanks to infinitely adjustable plier jaws.

YouTube





# Grip pliers



## Parallel grip GRZ




Nº	<a>	<b>	⚖️	📦	€
	mm	mm	kg	qty.	V3
GRZ10	100	65	1.00	10	64,70
GRZ20	200	65	1.20	10	71,00



- Parallel jaw faces
- Prism recess for small round parts
- Includes pressure caps for gentle clamping of sensitive surfaces



## C-grip GRZC




Nº	<a>	<b>	<d>	⚖️	📦	€
	mm	mm	mm	kg	qty.	V3
GRZC	110	80	40	1.10	10	75,40

- For step-over clamping from both sides



## Variogrip GRZV



Nº	<a>	<b>	<d>	⚖️	📦	€
	mm	mm	mm	kg	qty.	V3
GRZV	100	50-80	43	1.25	10	109,40

- Throat depth and opening are infinitely adjustable thanks to split sliding arm
- For clamping workpieces of different thicknesses, or non-aligned workpieces



## Pipe grip GRZRO



Nº	For pipes Ø	<b>	⚖️	📦	€
	mm	mm	kg	qty.	V3
GRZRO	0 – 110	65	1.30	10	91,80

- Ideal for holding round objects of constant diameter
- Includes pressure caps
- Gentle clamping of sensitive surfaces
- Suitable for tack welding, heat-resistant up to 200° C

## Earth (ground) clamps


- With malleable cast iron arms
- Ergonomically shaped wood handle
- Grounding connection hole in the upper part



Earth (ground) clamp LP / TP with tried-and true wooden handle

N <sup>o</sup>	←a→	←b→	←x→					€
	mm	mm	mm	mm	A	kg	qty.	V1
LP-1	150	60	20 x 5	10,5	300	0.50	10	17,60
TP-1	150	80	25 x 6	10,5	400	0.78	10	21,80

- With malleable cast iron arms
- Practical thumb screw
- Grounding connection hole in the upper part
- TP-...F-RK: Cable strain relief at rail end / ring internal diameter 30 mm



Earth (ground) clamp LP / TP with thumb screw

N <sup>o</sup>	←a→	←b→	←x→					€
	mm	mm	mm	mm	A	kg	qty.	V1
LP-1F	150	60	20 x 5	10,5	300	0.53	10	17,80
TP-1F	150	80	25 x 6	10,5	400	0.78	10	23,30
TP-2F	150	60	30 x 8	11	600	1.20	20	29,20
TP-1F-RK	150	80	25 x 6	10,5	400	0.78	10	25,30
TP-2F-RK	150	60	30 x 8	11	600	1.20	20	31,10

- With malleable cast iron arms
- Tommy bar with rounded ends for simple transfer of force when clamping
- Grounding connection hole in the upper part



Earth (ground) clamp TP with tommy bar

N <sup>o</sup>	←a→	←b→	←x→					€
	mm	mm	mm	mm	A	kg	qty.	V1
TP-1K	150	80	25 x 6	10,5	400	0.75	10	23,30

- With malleable cast iron arms
- Grounding connection hole at end of rail



Earth (ground) clamp TGP

N <sup>o</sup>	←a→	←b→	←x→					€
	mm	mm	mm	mm	A	kg	qty.	V1
TG-P12	120	60	20 x 5	10,5	200	0.42	10	17,70
TG-P20	200	100	27 x 7	13	350	1.08	10	29,20

- With C-shaped malleable cast iron arms




Earth (ground) clamp CP

N <sup>o</sup>	←a→	←b→					€
	mm	mm	mm	A	kg	qty.	V1
CP-F	50	30	8,4	200	0.19	10	9,90

## Clamping devices



### Multi angle pad VAD (2 pcs./bag)



N <sup>o</sup>		Jaw face width			€
		mm	kg	qty.	V3
VAD	from 60° inner to 60° outer	45	0.48	1	52,30



- For adaptation to round, oval and angular workpieces in particular
- Infinite angle adjustment from 60° inner to 60° outer
- Suitable for original BESSEY malleable cast iron screw clamps TG as well as GZ and GMZ from 100 mm throat depth



### Pipe clamping set RO



N <sup>o</sup>	Length of the clamping prisms	For pipes Ø			€
	mm	mm	kg	qty.	V1
RO	170	100 – 400	1.39	1	61,00

Contents: 4 clamping prisms, 4 socket head screws



- Ideal for clamping round or oval workpieces
- Easy to fit
- Suitable for original BESSEY malleable cast iron screw clamps with a throat depth of 100 to 200 mm

## Metal angle clamps

# Clamping angles and mitres



**Unhindered access to workpiece during welding and assembly work**

The original BESSEY metal angle clamps have been especially developed for use in steel construction, welding and metalworking. Their wide range of applications includes e.g. holding, fixing and

aligning materials at an exact right angle. The clear working area means that you can access the workpiece unhindered during welding and assembly work, and when fixing T-joints. That's why the original BESSEY metal angle clamp is a must for every workshop.

The metal angle clamp WSM – for holding workpieces – including workpieces of different thicknesses – at a precise 90° angle.





### Your benefits at a glance:

#### 1 Automatic adjustment

The spindle nut with articulated bearing allows automatic adjustment of the pressure jaws for different workpiece resistances.

#### 2 Open working area

The open passage makes it possible to fix T-fasteners and ensures free access to the workpiece for welding and assembly work.

#### 3 Stable base and clamping jaws

The stable base and the clamping jaws are manufactured from high-quality cast iron for high clamping power. They are zinc-coated and thus protected against corrosion. The jaws are processed for precise right-angled clamping.

#### 4 Copper-plated spindle

The spindle with acme thread is copper-plated to prevent the adhesion of welding spatter.



### Welders' angle clamps WSM



No	← a →	Current passage max.					€
	mm	mm	mm	mm	kg	qty.	V3
WSM9	2 x 90	60	35	110	3.80	1	177,20
WSM12	2 x 120	100	61	120	7.80	1	200,80

3D CAD data for download at [www.bessey.de](http://www.bessey.de)

- Automatic adjustment to workpieces of various thicknesses
- Sturdy jaws and base plate made from high-quality cast iron
- The copper-plated spindle prevents welding splatter from sticking
- Precise 90°-angles



### Welding clamp set SM 10



No		← a →				€
		mm	mm	kg	qty.	V3
SM10-SET	5°-180°	100	35	10.66	1	305,00

- Clamping aid for clamping components of different thicknesses at any chosen angle
- Sturdy body and base plate made from high-quality cast iron
- The copper-plated spindle prevents welding splatter from sticking
- Angle range: 5°-180°

## Clamping elements for welding tables

# Clamping specialists promote safe welding



### Bringing our experience to the table

**BESSEY** has now transferred its experience of clamping tools amassed over the course of many decades into the development of its new clamping elements for welding tables with 28 mm and 16 mm fastening holes. It offers a comprehensive range of practical aids, with varied uses, to facilitate your day-to-day work. With the standard clamping elements, you can choose from 3 handle designs, as well as versions with either variable or fixed throat depth. The range also contains a clamping element

with a heat-resistant special pressure plate and a gripping arm variant to enable easy access to the work area. In order to clamp oval-shaped, round and square workpieces, special table clamping attachments are available. **BESSEY** toggle clamps and work table clamps can also be used on welding tables thanks to special adapters, extensions and attachments. All elements can be integrated into the table without using tools, which makes them highly adaptable and enables comfortable, safe and precise operation. Try them out for yourself!



## Your benefits at a glance:

### 1 Flexible throat depth

BESSEY TWV clamping elements for welding tables not only have infinitely adjustable throat depth, but are also available in 3 handle variants.

### 2 100, 120 mm or 140 mm throat depth

On BESSEY TW clamping elements, you can choose among 3 handle variants and 3 throat-depth variants.

### 3 Heavy-duty, custom design

The TWM28 clamping element has a heat-resistant special pressure plate with sintered steel insert, which can be pivoted up to 35°. On the TW28GRS gripping arm variant the spindle is located on the outside, which enables – among other things – free access to the work area.

### 4 Perfect for railings

Whether the workpiece is round, oval or square, the TWWAD Vario table clamping attachments are ideally suited; this is because they can be infinitely adjusted to the workpiece being welded, from 60° internal to 60° external.

### 5 Applying the quick clamp

Thanks to the TWA-STC adapter and the appropriate TWX extension, BESSEY toggle clamps with a horizontal base plate can also be rapidly applied to welding tables.

### 6 Diagonal and horizontal clamping

The tilting adaptor TW28AV used in conjunction with the extension TW28X allows angled or horizontal clamping in a range from -52deg. to +52deg.

### 7 Existing work table clamps

Are you already using BESSEY work table clamps and want to also use them on your welding table? This is made possible by simply screwing the TW28HO attachment into the hole on the bottom of the work table clamp.

YouTube






# Clamping elements for welding tables



## Clamping element with variable throat depth TWV



No	Ø mm	Clamping height max. mm	<b> mm	<x> mm	kg	qty.	€
TWV16-20-15-2K	16	200	30-150	22 x 8.5	1.20	1	56,60
TWV16-20-15K	16	200	30-150	22 x 8.5	1.04	1	56,60
TWV16-20-15H	16	200	60-150	22 x 8.5	1.21	1	78,10
TWV28-30-17-2K	28	300	40-175	28 x 11	2.22	1	66,40
TWV28-30-17K	28	300	40-175	28 x 11	2.11	1	66,40
TWV28-30-17H	28	300	110-175	28 x 11	2.48	1	91,10

3D CAD data for download at [www.bessey.de](http://www.bessey.de)

- Precise, individual clamping
- Tempered profile and sliding arm for sprung and elastic clamping
- Infinitely adjustable throat depth

Various design versions:

- High quality 2-component plastic handle and tommy bar with rounded ends – each with smooth-running trapezoidal threaded spindle and tool-free pressure plate replacement
- Lever handle with an indexing mechanism for controlled, fast and vibration-proof clamping

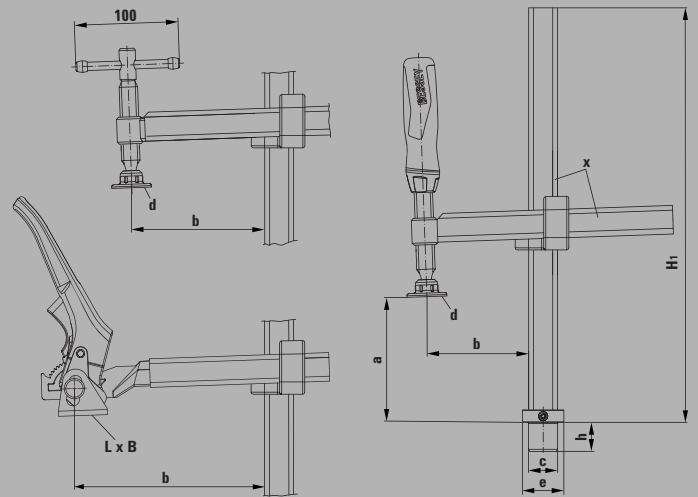


Table of dimensions

	Bolt Ø	Bolt height	Clamping height max. „a“	Throat depth „b“	Height of base „H1“	Pressure plate dimensions		Foot „F“		Rail profile
	„c“	„h“				„L x B“	Ø „d“	Foot Ø „e“	Foot height	
	mm	mm	mm	mm	mm	mm	mm	mm	mm	mm
TWV16-20-15-2K	16	20.5	200	30-150	265	–	32	30	10	22 x 8.5
TWV16-20-15K	16	20.5	200	30-150	265	–	32	30	10	22 x 8.5
TWV16-20-15H	16	20.5	200	60-150	265	41 x 26	–	30	10	22 x 8.5
TWV28-30-17-2K	28	28.5	300	40-175	400	–	38	40	12	28 x 11
TWV28-30-17K	28	28.5	300	40-175	400	–	38	40	12	28 x 11
TWV28-30-17H	28	28.5	300	110-175	400	47 x 31	–	40	12	28 x 11



# Clamping elements for welding tables

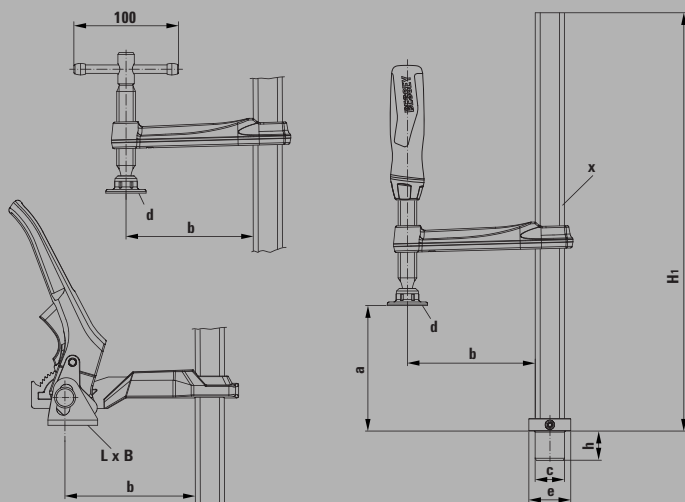


## Clamping element with fixed throat depth TW



No	Ø	Clamping height max.	<b>	<x>	⚖	📦	€
TW16-20-10-2K	16	200	100	22 x 8.5	0.93	1	34,60
TW16-20-10K	16	200	100	22 x 8.5	0.86	1	34,60
TW16-20-10H	16	200	100	22 x 8.5	1.01	1	61,80
TW28-30-12-2K	28	300	120	28 x 11	1.68	1	40,60
TW28-30-14-2K	28	300	140	28 x 11	1.70	1	44,90
TW28-30-12K	28	300	120	28 x 11	1.62	1	40,60
TW28-30-14K	28	300	140	28 x 11	1.65	1	44,90
TW28-30-12H	28	300	120	28 x 11	2.07	1	72,70
TW28-30-14H	28	300	140	28 x 11	2.10	1	77,00

3D CAD data for download at [www.bessey.de](http://www.bessey.de)



- Precise, individual clamping
- Tempered profile and sliding arm for sprung and elastic clamping

Various design versions:

- High quality 2-component plastic handle and tommy bar with rounded ends – each with smooth-running trapezoidal threaded spindle and tool-free pressure plate replacement
- Lever handle with an indexing mechanism for controlled, fast and vibration-proof clamping

### Table of dimensions

	Bolt Ø	Bolt height	Clamping height max.	Throat depth	Height of base	Pressure plate dimensions		Foot, "F"		Rail profile
	"c"	"h"	"a"	"b"	"H1"	"L x B"	Ø "d"	Foot Ø "e"	Foot height	
	mm	mm	mm	mm	mm	mm	mm	mm	mm	mm
TW16-20-10-2K	16	20.5	200	100	265	-	32	30	10	22 x 8.5
TW16-20-10K	16	20.5	200	100	265	-	32	30	10	22 x 8.5
TW16-20-10H	16	20.5	200	100	265	41 x 26	-	30	10	22 x 8.5
TW28-30-12-2K	28	28.5	300	120	400	-	38	40	12	28 x 11
TW28-30-14-2K	28	28.5	300	140	400	-	38	40	12	28 x 11
TW28-30-12K	28	28.5	300	120	400	-	38	40	12	28 x 11
TW28-30-14K	28	28.5	300	140	400	-	38	40	12	28 x 11
TW28-30-12H	28	28.5	300	120	400	47 x 31	-	40	12	28 x 11
TW28-30-14H	28	28.5	300	140	400	47 x 31	-	40	12	28 x 11

# Clamping elements for welding tables



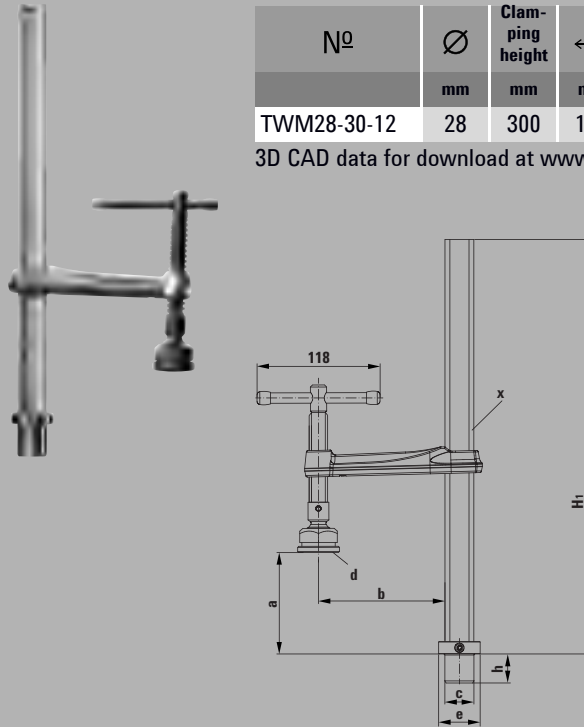
- Precise, individual clamping
- Tempered profile and sliding arm for sprung and elastic clamping
- Tempered spindle – particularly sturdy and wear-resistant – for noticeably improved service life
- Long life due to heat-resistant pressure plate with sintered steel insert, which can be tilted up to 35°



## Clamping element with special pressure plate TWM28

No	Ø	Clamping height	<b>	<x>	⚖	📦	€
	mm	mm	mm	mm	kg	qty.	V3
TWM28-30-12	28	300	120	28 x 11	1.78	1	71,80

3D CAD data for download at [www.bessey.de](http://www.bessey.de)



- Long life due to heat-resistant pressure plate with sintered steel insert, which can be tilted up to 35°

Three design versions:

- Smooth faced (standard version)
- Rough faced for secure clamping on dirty surfaces
- V-groove face for round, oval and edged workpieces



## Special pressure plate



No	Description	€
		V3
3100736	Standard	18,90
3101192	Serrated	21,20
3101193	V-grooved	21,20


### Table of dimensions

	Bolt Ø	Bolt height	Clamping height max.	Throat depth	Height of base	Pressure plate dimensions		Foot „F“		Rail profile
	„c“	„h“	„a“	„b“	„H1“	„L x B“	Ø „d“	Foot Ø „e“	Foot height	
	mm	mm	mm	mm	mm	mm	mm	mm	mm	mm
TWM28-30-12	28	28.5	300	120	400	-	40	40	12	28 x 11

# Clamping elements for welding tables

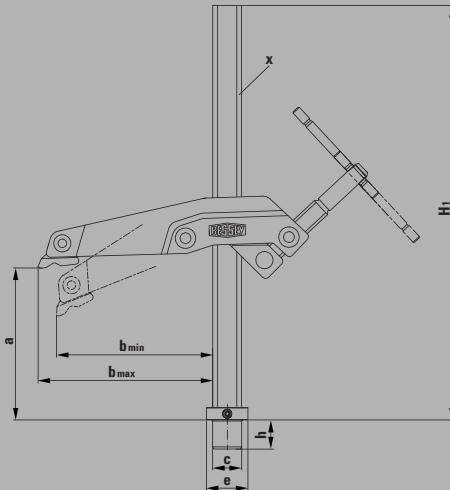


## Clamping element with gripping arm TW28GRS



N <sup>o</sup>	Ø	Clamping height	←b→	←x→	⚖	📦	€
	mm	mm	mm	mm	kg	qty.	V3
TW28GRS30-12	28	300	120	28 x 11	2.33	1	99,00

3D CAD data for download at [www.bessey.de](http://www.bessey.de)



- The spindle is located on the outside for free access to the work area and to protect against welding spatter
- Special, sturdy V-grooved pressure plate, ideal even for clamping round or square workpieces
- Pivotal and infinitely adjustable in terms of height
- Particularly suited to clamping with the tightest of space constraints, in narrow openings as well as for short projections



## Vario table clamping attachment TWVAD (2 pcs./bag)



N <sup>o</sup>	Ø	⚡	Jaw face width	⚖	📦	€
	mm		mm	kg	qty.	V3
TW16VAD	16	from 60° inner to 60° outer	45	0.38	1	32,90
TW28VAD	28		45	0.57	1	34,00
TWVAD	-		45	0.28	1	25,40

3D CAD data for download at [www.bessey.de](http://www.bessey.de)



- Specifically adapted to round, oval and square workpieces
- Angle infinitely adjustable from 60° internal to 60° external

Various design versions:

- TW16VAD/TW28VAD – version with bolt – for rapidly aligning and fixing the workpiece to the welding table
- TWVAD – version without bolt – for variable movement on the welding table

## Table of dimensions

	Bolt Ø „c“	Bolt height „h“	Clamping height max. „a“	Throat depth „b“	Height of base „H1“	Pressure plate dimensions „L x B“	Foot „F“		Rail profile mm
							Foot Ø „e“	Foot height	
mm	mm	mm	mm	mm	mm	mm	mm	mm	
TW28GRS30-12	28	28.5	300	123-140	400	38 x 25	40	12	28 x 11

## Clamping elements for welding tables



### Toggle clamp adapter TW-STC



N <sup>o</sup>	Ø mm	Suitable for	kg		€ V3
			kg	qty.	
TW16A-STC	16	STC-VH / STC-HH / STC-IHH	0.19	1	20,50
TW28A-STC	28		0.28	1	21,50


3D CAD data for download at [www.bessey.de](http://www.bessey.de)



- Accessory for BESSEY STC toggle clamp with horizontal base plate
- With bolt – for use directly on the welding table
- Without bolt – for screwing to the extension TWX



### Extension TWX



N <sup>o</sup>	Ø mm	Suitable for	Adjusting range		kg		€ V3
			mm	kg	qty.		
TW16X	16	TW16A-STC / TW16VAD / TWWAD	15-200	0.41	1	16,80	
TW28X	28	TW28A-STC / TW28VAD / TWWAD	15-300	1.76	1	22,50	

3D CAD data for download at [www.bessey.de](http://www.bessey.de)




- Accessory for BESSEY toggle clamp adapter TWA-STC and TWWAD
- Lowering of round workpieces is infinitely adjustable using the adjusting ring in the table



# Clamping elements for welding tables

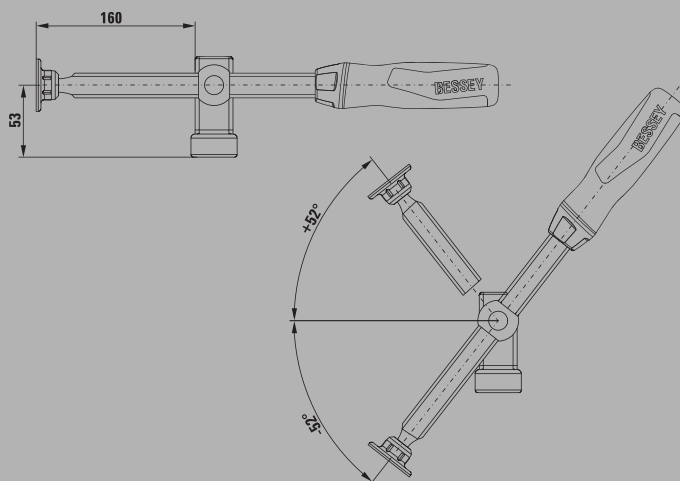


## Tilting adapter TW28AV



N <sup>o</sup>	∅	<a>	Suitable for	⚖	📦	€
	mm	mm		kg	qty.	V3
TW28AV	28	160	TW28X	1.02	1	61,80

3D CAD data for download at [www.bessey.de](http://www.bessey.de)



- Accessory for BESSEY extension TW28X
- Pivoting spindles with stepless adjustment from -52° to +52°
- Lockable trapezoidal nut for secure fastening of the workpiece
- High quality, 2-component plastic grip with long spindle



## Attachment TW28HO



N <sup>o</sup>	∅	Suitable for	⚖	📦	€
	mm		kg	qty.	V3
TW28HO	28	BAS-C / BAS-CB / BASO / BSN / GRS / BSG	0.14	1	14,40


3D CAD data for download at [www.bessey.de](http://www.bessey.de)



- Accessory for BESSEY work table clamp
- It can be used on welding tables by simply screwing it to the work table clamp

## Machine table clamps

# Clamping to equipment and machine tables



**Rapid, powerful and safe when clamping to equipment and machine tables**

At BESSEY you will also find a range of practical work table clamps – ideal clamps for assembly, drilling, rubbing, milling, grinding, honing, eroding, testing and much more. Original BESSEY BAS clamps are characterised above all by their incredibly compact design and high clamping pressure. The housings and clamping arms are made from tempered stainless steel and are therefore extremely heavy duty – even after many years of use and in the most restricted spaces.

The work table clamps BS and the claw machine clamp GRS can be tilted and are infinitely adjustable. The BS identifies a lever mechanism that facilitates quick clamping and releasing. When unobstructed access to the work area is a requirement or when clamping has to be done in confined spaces, the claw machine clamp GRS provides the necessary function thanks to an externally-positioned spindle. And, thanks to its swivelling pressure plate, the BSG work table clamp also provides the answer when clamping sloping parts, up to 35 degrees. As you can see, a comprehensive product range of products that leaves virtually no desire unanswered!



## Your benefits at a glance:

### 1 Housings and clamping arms made from tempered stainless steel

BAS clamps are approx. 30 % smaller than comparable tools made by competitors and still provide the same high clamping forces. At a perpendicular to the jaw face, the self-locking worm gear unit exerts up to 16,000 N.

### 2 Clamping arm variants with polyamide seal

To provide for gentle clamping with optimum weight distribution, the short and long clamping arms of the BAS models are equipped with a swivelling aluminium pressure shoe. And when clamping has to be done in corners, BSP models equipped with a pointed clamping arm are the perfect tools. A special polyamide seal protects the interior against dirt.

### 3 Open or closed fastening holes


Models with an open hole can be clamped and unclamped more quickly. In closed versions, the screw, nut and clamp form a unit. All BAS clamps are easily fastened and released – thanks to the T bar wrench with an integrated hexagon ball head.

### 4 Space saving and adjustable

The compact design, both in height and surface requirements, distinguishes all of the models. Clamping height can be increased progressively in 80 mm steps with the BESSEY BASO base unit. When using more than one base unit, care must be taken to provide precise workpiece contact surfaces.




## Machine table clamps



### BAS-C compact clamp, fixing hole open

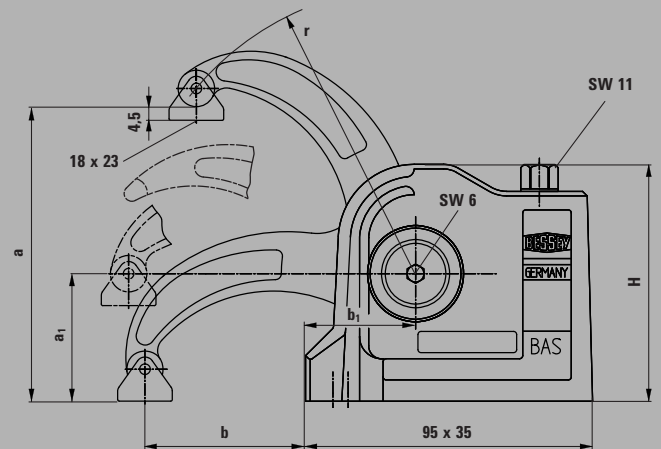
N <sup>o</sup>	<a>	<b>	⚖	📦	€
	mm	mm	kg	qty.	V3
BAS-C9-4	88	40	1.30	1	241,50
BAS-C10-6	97	60	1.30	1	250,10
BSP-C10-6	97	60	1.30	1	249,40



### BAS-CB compact clamp, fixing hole closed

N <sup>o</sup>	<a>	<b>	⚖	📦	€
	mm	mm	kg	qty.	V3
BAS-CB9-4	88	40	1.30	1	241,50
BAS-CB10-6	97	60	1.30	1	250,10
BSP-CB10-6	97	60	1.30	1	249,40

- Clamping force up to 16,000 N
- Space-saving construction, thus up to 30% smaller than comparable competitive models
- Housing and pressure arm made from hardened and tempered stainless steel, making it extremely robust and durable
- Available in three pressure arm versions: Short and long pressure arm with swivelable aluminium pressure shoe or pointed pressure arm for clamping on narrow sections or in confined spaces
- BAS-C with open fixing hole and BAS-CB with closed fixing hole for M10/M12




3D CAD data for download at [www.bessey.de](http://www.bessey.de)



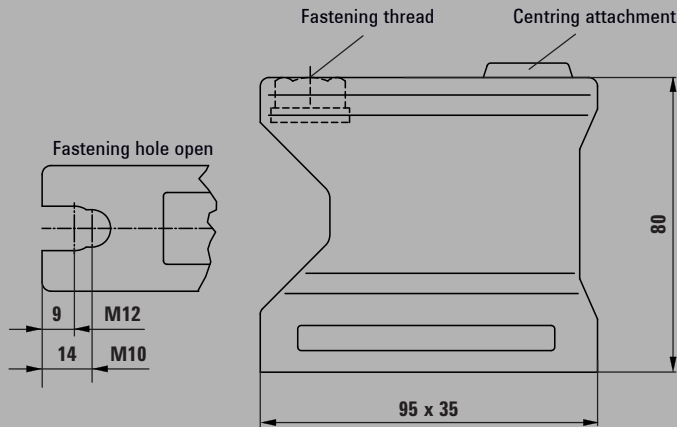
# Machine table clamps



## Base unit BASO



N <sup>o</sup>	Clamping height mm	Fastening thread	For socket head screw DIN 912	kg	qty.	€
						V3
BASO	80	M 10	M10 / M12	0.45	1	76,20

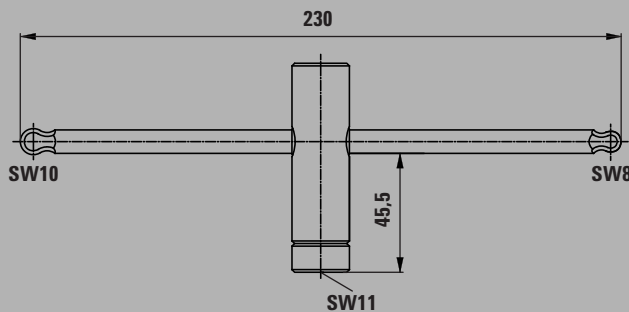


- 80 mm extension
- Stackable
- Fastening hole open, including cheese head screw
- Suitable for all BESSEY BAS clamps

## BASKN wrench with T-bar



N <sup>o</sup>	Width across flats, allen key	Width across flats, ball allen key	Tommy bar length mm	kg	qty.	€
						V3
BASKN	WAF 11	WAF8+WAF10	230	0.38	1	25,80



- T bar wrench with adjustment tool for M 10/M 12 socket head screws
- Suitable for all BESSEY BAS clamps

## Table of dimensions BAS

	Clamping height max. „a“ mm	Opening opt. „a1“ mm	Throat depth „b“ mm	Distance „b1“ mm	Clamping arm „r“ mm	Housing height „H“ mm	Socket head screws DIN 912	Fastening hole	Clamping force max. N
BAS-C9-4	88	42	40	36.5	75	78	M10 / M12	open	16,000
BAS-C10-6	97	42	60	36.5	94	78	M10 / M12		12,000
BSP-C10-6	97	42	60	36.5	94	78	M10 / M12		12,000
BAS-CB9-4	88	42	40	36.5	75	78	M10 / M12		16,000
BAS-CB10-6	97	42	60	36.5	94	78	M10 / M12		12,000
BSP-CB10-6	97	42	60	36.5	94	78	M10 / M12		12,000
BASO	80	-	-	-	-	80	M10 / M12	open	-

# Machine table clamps



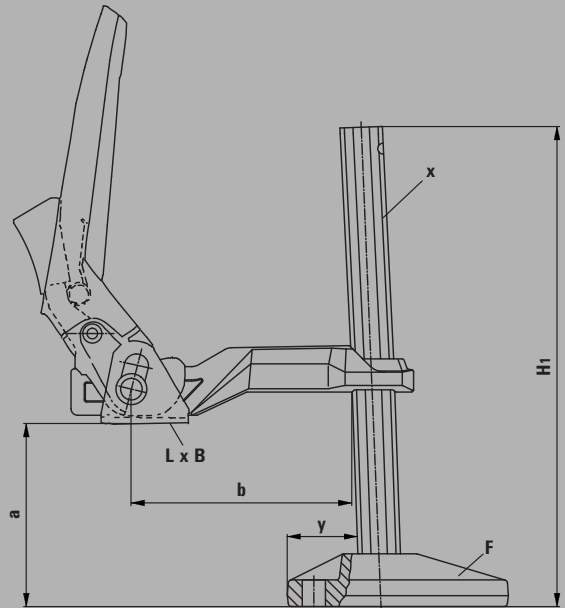
- Clamping force up to 10,000 N
- Tilting and infinitely height-adjustable
- For drilling and light milling work
- Lever mechanism for rapid clamping and release



## Hold down table clamps BS



No	Clamping height max.	←b→	←x→				€
	mm	mm	mm	mm	kg	qty.	V3
BS2N	200	100	19.5 x 9.5	10.5	1.35	1	114,60
BS3N	200	120	22 x 10.5	13	1.55	1	130,40
BS4N	200	120	28 x 11	16.5	2.65	1	142,50
BS5N	240	140	30 x 15	16.5	3.30	1	167,00
BS6N	500	140	30 x 15	16.5	4.00	1	248,70



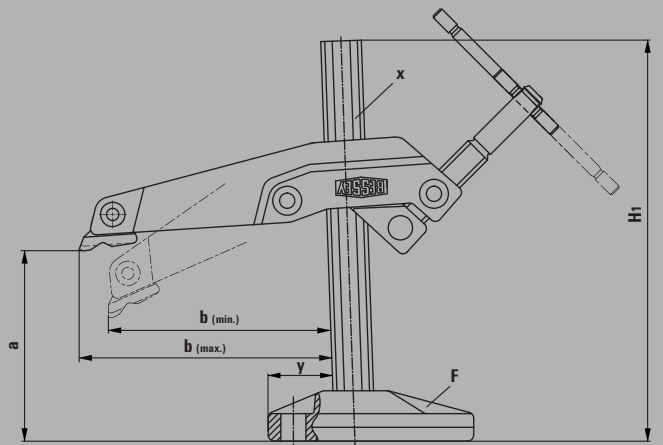
## Claw machine clamp GRS



- Clamping force up to 7,500 N
- Swivelling, vertically infinitely adjustable clamp
- Externally-positioned spindle to allow unobstructed access to the work area and clamping in confined spaces
- For drilling and light milling work



No	Clamping height max.	←b→	←x→				€
	mm	mm	mm	mm	kg	qty.	V3
GRS20-12	200	123-140	28 x 11	16.5	2.81	1	143,50



3D CAD data for download at [www.bessey.de](http://www.bessey.de)

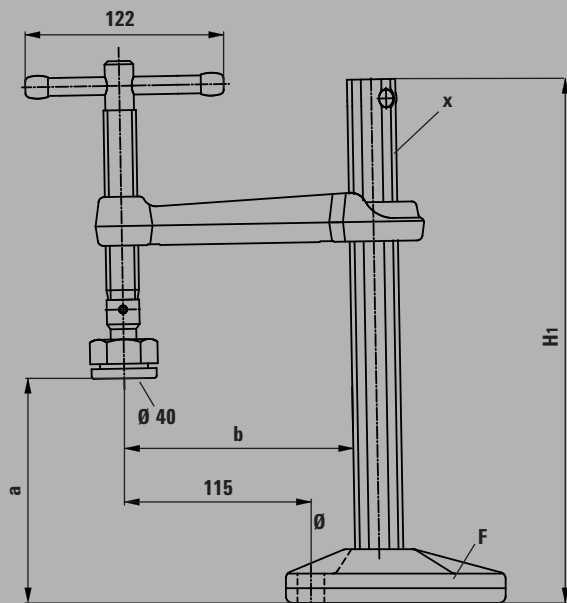
# Machine table clamps



## Hold down table clamps BSG




N <sup>o</sup>	Clamping height max. mm	←b→ mm	←x→ mm	mm	kg	qty.	€ V3
BSG21-14	210	140	30 x 15	16.5	3.22	1	112,50



- Clamping force up to 12,000 N
- For fastening to tables and other equipment
- Long life due to heat-resistant pressure plate with sintered steel insert, which can be tilted up to 35°

## Attachment TW28HO



N <sup>o</sup>	Ø mm	Suitable for	kg	qty.	€ V3
TW28HO	28	BAS-C / BAS-CB / BASO / BSN / GRS / BSG	0.14	1	14,40

- Accessory for BESSEY work table clamp
- It can be used on welding tables by simply screwing it to the work table clamp

## Table of dimensions BS, GRS, BSG

	Clamping height max, „a“	Throat depth „b“	Height of base „H1“	Pressure plate dimensions „L x B“	Foot „F“				Rail profile	Fastening hole „Ø“	Achievable clamping force at a clamping height of 50 mm N
					Foot length	Foot width	Foot height	Distance to the rail „y“			
	mm	mm	mm	mm	mm	mm	mm	mm	mm	mm	N
BS2N	200	100	260	42 x 25	100	38	25	32	19,5 x 9,5	10,5	3,500
BS3N	200	120	260	42 x 25	100	38	25	32	22 x 10,5	13	5,500
BS4N	200	120	270	48 x 31	135	49	33	42	28 x 11	16,5	7,500
BS5N	240	140	320	48 x 31	135	49	33	42	30 x 15	16,5	10,000
BS6N	500	140	580	48 x 31	135	49	33	42	27 x 13	16,5	10,000
GRS20-12	200	123-140	265	25 x 35	135	48	33	42	28 x 11	16,5	7,500
BSG21-14	210	140	322	Ø 40	135	48	33	42	30 x 15	16,5	12,000

## Self-adjusting toggle clamps

# Self-adjusting jaw height for rapid clamping



### The power to be in position fast

With the patented self-adjusting toggle clamps from BESSEY, workpieces of differing heights can be clamped both quickly and securely. This makes them perfectly suited for use in small-scale production situations. However, it wouldn't be a BESSEY toggle lever clamp if our development team hadn't come up with another stand-out feature – true to our company motto "BESSEY. Simply better." – which is the ability to automatically adjust to different workpiece heights while also maintaining

constant clamping force. This makes time-consuming manual adjustment of the pressure screw a thing of the past. BESSEY toggle clamps have even more to offer when it comes to their flexibility; the clamping force can be optimized to the demands of the particular workpiece, simply by turning a set screw on the cantilevered joint. Furthermore, the hole pattern on the base plate has been designed to facilitate fast and secure clamping set-up. All this makes it an extremely-flexible clamping tool – give it a try!



Clamping up to  
5 x faster



## Self-adjusting toggle clamps

# Even more flexible clamping up to 5-times faster



### Uncompromisingly versatile

One size of the BESSEY toggle clamp replaces multiple competitor sizes simultaneously.

- due to an extremely large clamping range, thanks to the patented mechanism

YouTube



### Ready to go – the first time and for quick set-up during workpiece changes

BESSEY STC toggle clamps adapt to workpieces of varying thickness – without manual setting of the spindle and, with practically the same clamping force.

- due to an automatic clamping width range



### Powerful and gentle

Even sensitive workpieces, e.g. with veneered or varnished surfaces, can be gently clamped.

- due to moving pressure plate with removable protective cap
- due to clamping force regulation via adjustment screw in the joint

# Self-adjusting toggle clamps



## Vertical toggle clamp with open arm and horizontal base plate STC-VH



No	← a →	Automatic adjustment				€
	mm	mm	appr. N	kg	qty.	V3
STC-VH20	35	20	1,100	0.22	6	22,50
STC-VH50	40	35	2,500	0.43	6	24,00

3D CAD data for download at <http://bessey.partcommunity.com>

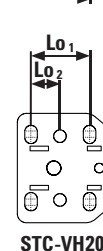
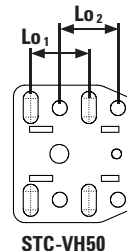
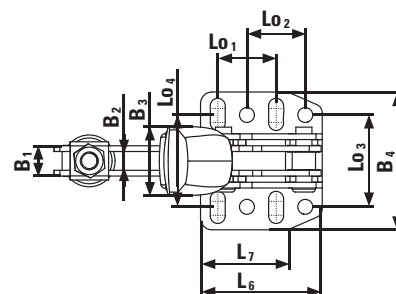
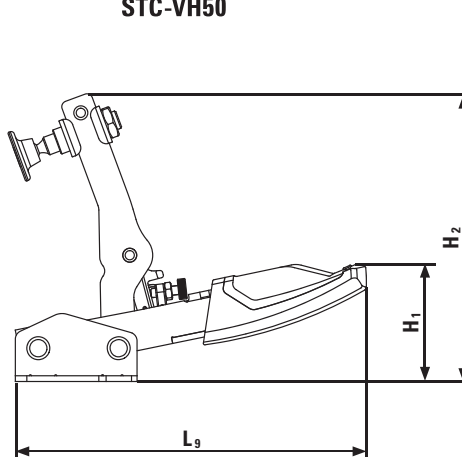
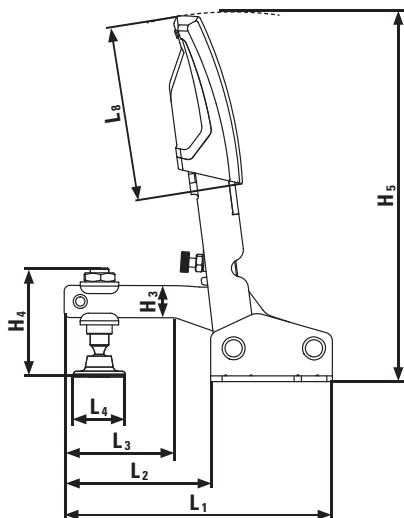


- Lever is in vertical clamping position
- Automatic, seamless adjustment of the clamping height up to 35 mm with almost constant clamping force – without manual changing of the pressing screw position
- Adjustable clamping force up to 2,500 N, based on the adjusting screw in the joint
- Sturdy, tempered sheet steel for longer service life
- Base plate hole pattern suitable for millimetres and inches
- High-quality, oil-resistant two-component plastic handle

### Table of dimensions

		L1	L2	L3	L4	L5	L6	L7	L8	L9	H1	H2	H3	H4	H5	H6	B1	B2	B3	B4	Lo1	Lo2	Lo3	Lo4	Ø
STC-VH20	mm	92	50	20	16	–	43	35	60	123	41	100	10	42	129	–	10	6	24	48	26	13	28	27-32	5.5
	"	3.62	1.97	0.79	0.63	–	1.69	1.38	2.36	4.84	1.61	3.94	0.39	1.65	5.08	–	0.39	0.24	0.94	1.89	1.02	0.51	1.10	1.06-1.26	0.22
STC-VH50	mm	116	63	40	23	–	53	44	76	154	52	126	14	50	162	–	13.25	8.25	30	60	25.4	25.4	40	33-48	6.5
	"	4.57	2.48	1.57	0.91	–	2.09	1.73	2.99	6.06	2.05	4.96	0.55	1.97	6.38	–	0.52	0.32	1.18	2.36	1.00	1.00	1.57	1.30-1.89	0.26

### STC-VH50





# Self-adjusting toggle clamps



- In the clamped position, the lever is horizontal
- Automatic and infinitely variable adjustment of the clamping height up to 35 mm while clamping force remains unchanged – without having to make manual changes to the position of the pressure screws
- Clamping force is variable up to 2,500 N depending on the adjustment of the set screw in the cantilevered joint
- Sturdy, tempered metal sheets for a long service life
- Hole pattern on the base plate designed to facilitate fast and secure clamping set-up for metric and imperial
- High-quality oil resistant two-component plastic handle

## Horizontal toggle clamp with open arm and horizontal base plate STC-HH

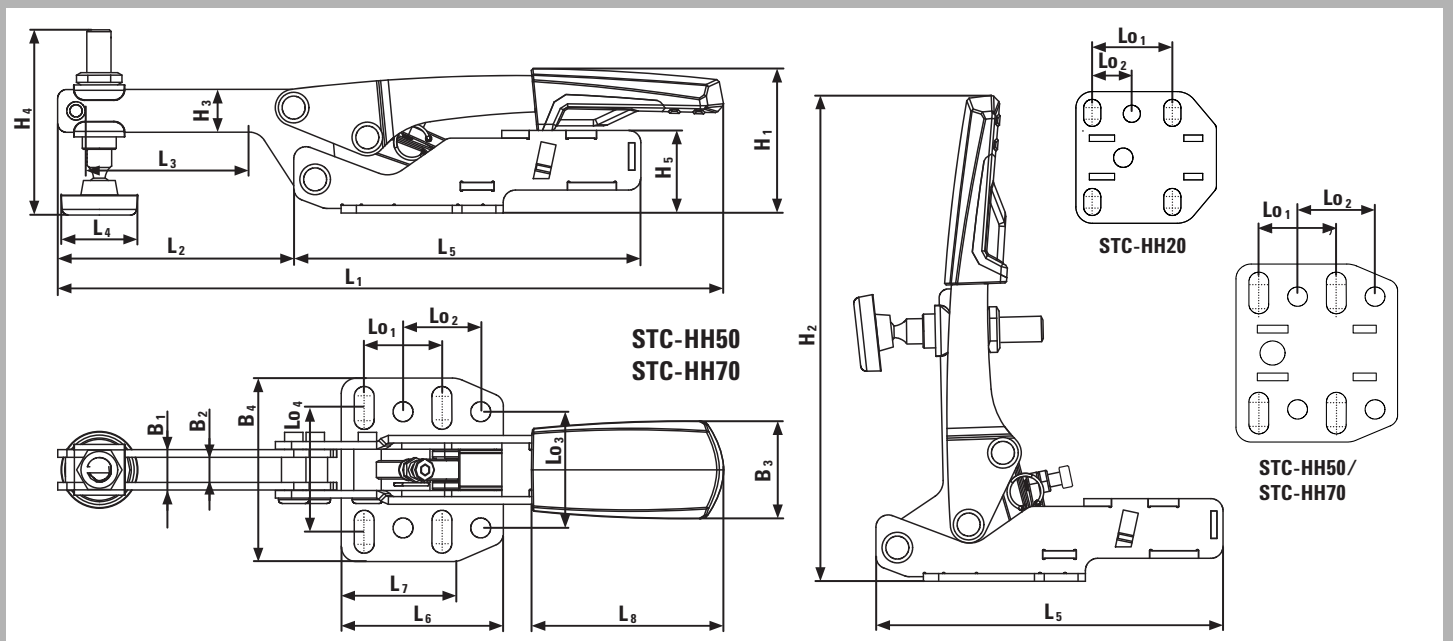
No	<a>	Automatic adjustment				€
	mm	mm	appr. N	kg	qty.	V3
STC-HH20	35	20	1,100	0.20	6	22,00
STC-HH20SB	35	20	1,100	0.20	3	23,00
STC-HH50	40	35	2,500	0.38	6	24,00
STC-HH50SB	40	35	2,500	0.38	3	25,00
STC-HH70	60	35	2,500	0.42	6	24,70
STC-HH70SB	60	35	2,500	0.42	3	25,70

3D CAD data for download at <http://bessey.partcommunity.com> and [www.bessey.de](http://www.bessey.de)



Table of dimensions

		L1	L2	L3	L4	L5	L6	L7	L8	L9	H1	H2	H3	H4	H5	H6	B1	B2	B3	B4	Lo1	Lo2	Lo3	Lo4	Ø
STC-HH20	mm	167	45	20	16	83	45	35	46	–	44	142	10	42	25	–	10	6	20	42	26	13	28	26-31.75	5.5
	"	6.57	1.77	0.79	0.63	3.27	1.77	1.38	1.81	–	1.73	5.59	0.39	1.65	0.98	–	0.39	0.24	0.79	1.65	1.02	0.51	1.10	1.02-1.25	0.22
STC-HH50	mm	217	77	40	23	113	53	38	72	–	47	158	14	50	27	–	13	8	32	60	25.4	25.4	38	33-48	6.5
	"	8.54	3.03	1.57	0.91	4.45	2.09	1.50	2.83	–	1.85	6.22	0.55	1.97	1.06	–	0.51	0.31	1.26	2.36	1.00	1.00	1.50	1.30-1.89	0.26
STC-HH70	mm	217	77	40	23	113	53	38	72	–	64	175	14	68	44	–	13	8	32	60	25.4	25.4	38	33-48	6.5
	"	8.54	3.03	1.57	0.91	4.45	2.09	1.50	2.83	–	2.52	6.89	0.55	2.68	1.73	–	0.51	0.31	1.26	2.36	1.00	1.00	1.50	1.30-1.89	0.26





# Self-adjusting toggle clamps



## Horizontal toggle clamp with open arm and vertical base plate STC-HV

No	← a →	Automatic adjustment				€
	mm	mm				
STC-HV20	35	20	1,100	0.21	6	22,00

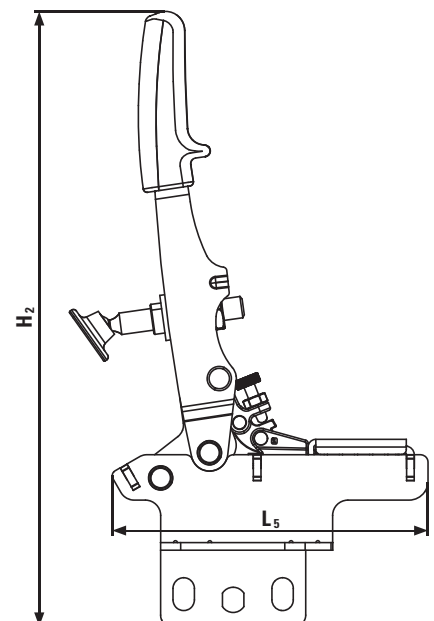
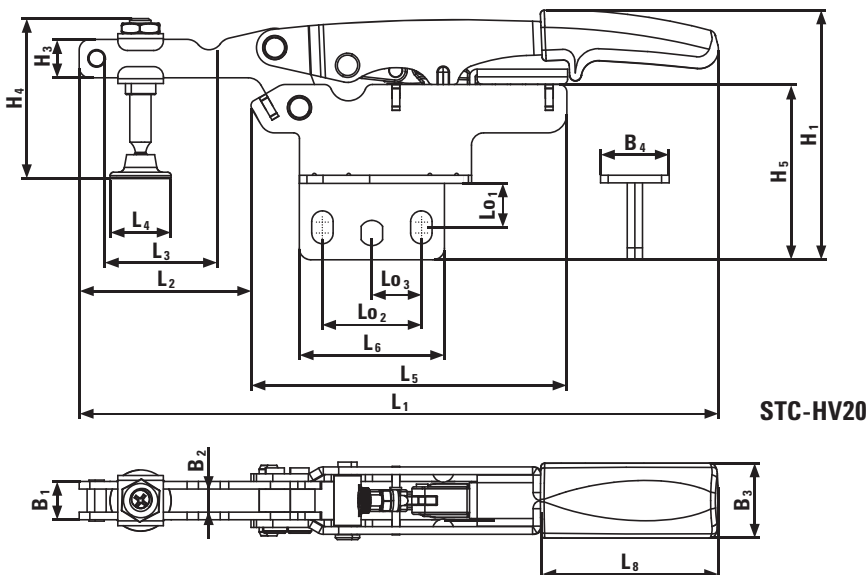
3D CAD data for download at [www.bessey.de](http://www.bessey.de)



- In the clamped position, the lever is horizontal
- Automatic and infinitely variable adjustment of the clamping height up to 20 mm while clamping force remains unchanged – without having to make manual changes to the position of the pressure screws
- Clamping force is variable up to 1,100 N depending on the adjustment of the set screw in the cantilevered joint
- Sturdy, tempered metal sheets for a long service life
- Hole pattern on the base plate designed to facilitate fast and secure clamping set-up for metric and imperial
- High-quality oil resistant two-component plastic handle with slip protection

### Table of dimensions

		L1	L2	L3	L4	L5	L6	L7	L8	L9	H1	H2	H3	H4	H5	H6	B1	B2	B3	B4	Lo1	Lo2	Lo3	Lo4	Ø
STC-HV20	mm	167	45	20	16	83	38	–	46	–	65	162	10	42	45	–	10	6	20	18	10-13	26	13	–	5.6
	"	6.57	1.77	0.79	0.63	3.27	1.50	–	1.81	–	2.56	6.38	0.39	1.65	1.77	–	0.39	0.24	0.79	0.71	0.39-0.51	1.02	0.51	–	0.22



# Self-adjusting toggle clamps



## Horizontal toggle clamp with open arm and angled base plate STC-HA

No	< a >	Automatic adjustment				€
	mm	mm	appr. N	kg	qty.	V3
STC-HA20	35	20	1,100	0.23	6	22,00

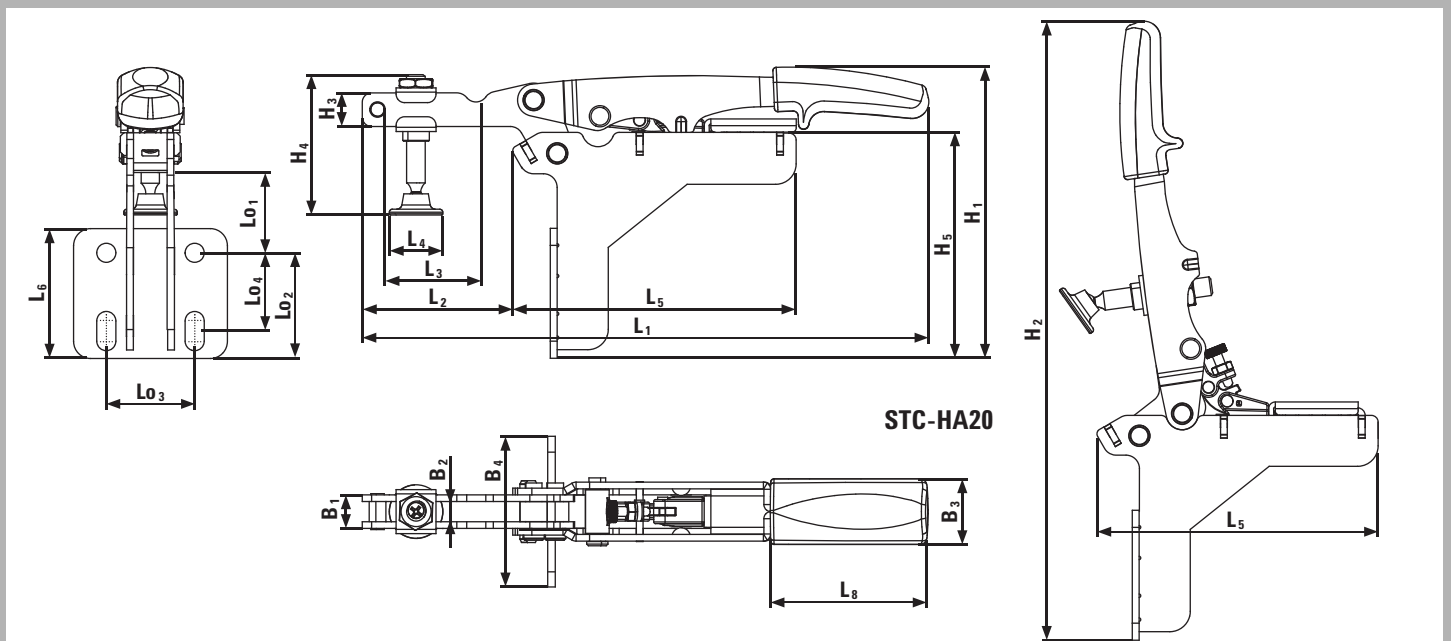
3D CAD data for download at [www.bessey.de](http://www.bessey.de)



- In the clamped position, the lever is horizontal
- Automatic and infinitely variable adjustment of the clamping height up to 20 mm while clamping force remains unchanged – without having to make manual changes to the position of the pressure screws
- Clamping force is variable up to 1,100 N depending on the adjustment of the set screw in the cantilevered joint
- Sturdy, tempered metal sheets for a long service life
- Hole pattern on the base plate designed to facilitate fast and secure clamping set-up for metric and imperial
- High-quality oil resistant two-component plastic handle with slip protection

Table of dimensions


		L1	L2	L3	L4	L5	L6	L7	L8	L9	H1	H2	H3	H4	H5	H6	B1	B2	B3	B4	Lo1	Lo2	Lo3	Lo4	Ø
STC-HA20	mm	167	45	20	16	83	38	-	46	-	85	181	10	42	66	-	10	6	20	45	10-30	20-26	26	-	5.6
	"	6.57	1.77	0.79	0.63	3.27	1.5	-	1.81	-	3.35	7.13	0.39	1.65	2.60	-	0.39	0.24	0.79	1.77	0.39-1.18	0.79-1.02	1.02	-	0.22



# Self-adjusting toggle clamps



## Push/pull clamp with horizontal base plate STC-IHH



№	←a→	Automatic adjustment				€
	mm	mm				
STC-IHH15	25	8	1,100	0.19	6	22,60
STC-IHH25	35	13	2,500	0.45	6	25,30
STC-IHH25SB	35	13	2,500	0.46	3	26,30

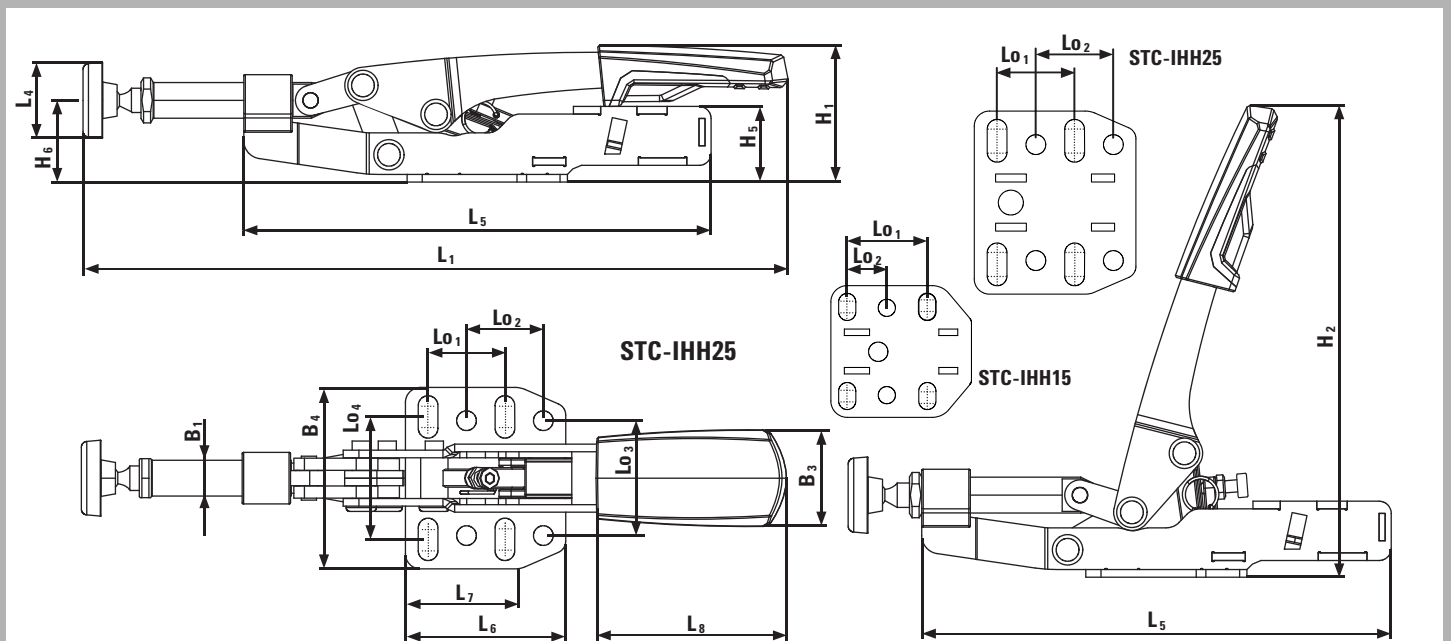
3D CAD data for download at <http://bessey.partcommunity.com> and [www.bessey.de](http://www.bessey.de)



- Moving the handle moves the push-pull rod
- Automatic and infinitely variable adjustment of the clamping height up to 13 mm while clamping force remains unchanged – without having to make manual changes to the position of the pressure screws
- Adjustable clamping force up to 2,500 N, based on the adjusting screw in the joint
- Sturdy, tempered metal sheets for a long service life
- Base plate hole pattern suitable for millimetres and inches
- High-quality oil resistant two-component plastic handle

### Table of dimensions

		L1	L2	L3	L4	L5	L6	L7	L8	L9	H1	H2	H3	H4	H5	H6	B1	B2	B3	B4	Lo1	Lo2	Lo3	Lo4	Ø
STC-IHH15	mm	181	-	-	16	105	45	35	46	-	32	107	-	-	13	16	8.5	-	20	42	26	13	28	26-31.75	5.5
	"	7.13	-	-	0.63	4.13	1.77	1.38	1.81	-	1.26	4.21	-	-	0.51	0.63	0.33	-	0.79	1.65	1.02	0.51	1.10	1.02-1.25	0.22
STC-IHH25	mm	233	-	-	23	154	53	38	73	-	46	155	-	-	25	27	12	-	32	60	25.4	25.4	38	33-48	6.5
	"	9.17	-	-	0.91	6.06	2.09	1.50	2.87	-	1.81	6.10	-	-	0.98	1.06	0.47	-	1.26	2.36	1.00	1.00	1.50	1.30-1.89	0.26



# Self-adjusting toggle clamps



## Push/pull clamp with angled base plate STC-IHA

- Moving the handle moves the push-pull rod
- Automatic and infinitely variable adjustment of the clamping height up to 8 mm while clamping force remains unchanged – without having to make manual changes to the position of the pressure screws
- Adjustable clamping force up to 1,100 N, based on the adjusting screw in the joint
- Sturdy, tempered metal sheets for a long service life
- Base plate hole pattern suitable for millimetres and inches
- High-quality oil resistant two-component plastic handle with slip protection



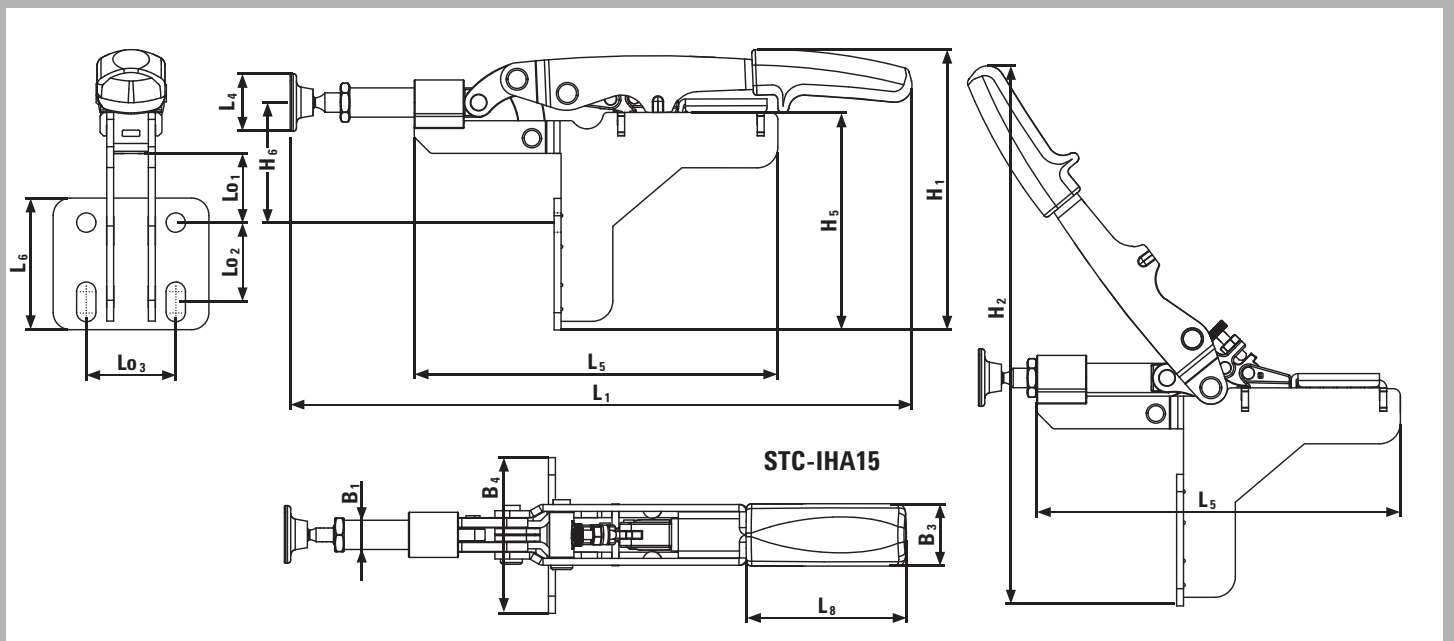
No	< a >	Automatic adjustment				€
	mm	mm	appr. N	kg	qty.	V3
STC-IHA15	25	8	1,100	0.23	6	22,60

3D CAD data for download at [www.bessey.de](http://www.bessey.de)



Table of dimensions

		L1	L2	L3	L4	L5	L6	L7	L8	L9	H1	H2	H3	H4	H5	H6	B1	B2	B3	B4	Lo1	Lo2	Lo3	Lo4	Ø
STC-IHA15	mm	181	-	-	16	105	-	-	46	-	81	149	-	-	63	34.8	8.5	-	20	45	20	20-26	26	-	5.6
	"	7.13	-	-	0.63	4.13	-	-	1.81	-	3.19	5.87	-	-	2.48	1.37	0.33	-	0.79	1.77	0.81	0.79-1.02	1.02	-	0.22





## Self-adjusting toggle clamps



### Counter display toggle clamp STC-D



N <sup>o</sup>	Contents/pc.	⚖	📦	€
		kg	qty.	V3
STC-D	per 3 x STC-HH20SB / STC-HH50SB / STC-HH70SB / STC-IHH25SB	8.10	1	338,90



- Professional sales display with 4 perforated-panel hooks
- Optimum presentation of the toggle clamp
- Comes equipped with 12 toggle clamps mounted on hanging cards and 1 toggle clamp for demonstration purposes
- The display can be refilled at any time

Body clamps and area pressure clamps

## Large-area clamping and spreading



**Ideal for sensitive workpieces and right angles**

The large, perfectly parallel jaw faces are characteristic of the original BESSEY K Body REVO. It allows easy clamping and spreading of sensitive surfaces and right angles. Even round and pointed workpieces. And the best thing is: thanks to their

extra-large contact surfaces, the original BESSEY K Body REVO and the UniKlamp are both universally applicable – even behind and to the side of the high-quality profiled rail. This allows you to clamp in locations that conventional screw clamps are unable to reach. That's guaranteed!



# Body clamps and area pressure clamps



**New: The evolution of the REVO body clamp**



## REVO Evolution body clamp

# The evolution of the REVO – greater power and safety in a new design

### Precise and gentle

Workpieces with sensitive surfaces can be clamped and spread exactly parallel to each other – even behind and on the side of the rail. Corners and recessed edges as well as pointed and round surfaces can also be perfectly aligned:

- due to extremely large clamping surfaces that are attached perpendicular to the rail
- due to three removable pressure caps that are repellent to glue, and also resistant to paint and grease solvents
- due to workpiece supports that prevent the workpiece from coming into contact with the rail

### Powerful and safe

They securely clamp with a clamping force of up to 8,000 N:

- due to the metal-reinforced plastic housing
- due to the optimised sliding arm with double slide protection: It holds the clamp reliably with the set clamping force and prevents any unintentional slipping of the sliding arm in the unclamped condition



### Versatile and well thought out

The clamps provide an enormous number of possible applications:

- Due to ingenious accessories, such as swivel adapters, frame press sets, clamp extensions and table clamps
- The ergonomically formed 2-component symmetrical plastic handle with hexagon socket means the clamping force can be comfortably applied (max. torque 17 Nm)
- The continuously adjustable head for the KREV Vario version enables the clamp to be positioned in the middle of the workpiece for optimum weight distribution

YouTube





## Body clamps and area pressure clamps



**NEW**

### Vario K Body REVO KREV



N <sup>o</sup>	←a→	←b→	←e→	←x→	⚖	📦	€
	mm	mm	mm	mm	kg	qty.	V3
KREV100-2K	1000	95	260-1130	29 x 9	3.85	2	82,20
KREV150-2K	1500	95	260-1610	29 x 9	4.25	2	99,20
KREV200-2K	2000	95	260-2080	29 x 9	5.30	2	117,20
KREV250-2K	2500	95	260-2580	29 x 9	6.30	2	135,90
KRE-VO	-	95	-	29 x 9	0.59	1	19,20

Variable jaw KRE-VO suitable for all BESSEY K body REVO KREV and KRE as well as KRV and KR



**NEW**

### K Body REVO KRE



N <sup>o</sup>	←a→	←b→	←e→	←x→	⚖	📦	€
	mm	mm	mm	mm	kg	qty.	V3
KRE30-2K	300	95	255-390	29 x 9	2.15	2	49,20
KRE60-2K	600	95	255-730	29 x 9	2.76	2	60,50
KRE80-2K	800	95	255-930	29 x 9	3.10	2	69,10
KRE100-2K	1000	95	255-1130	29 x 9	3.45	2	76,60
KRE125-2K	1250	95	255-1355	29 x 9	3.87	2	86,20
KRE150-2K	1500	95	255-1610	29 x 9	4.28	2	93,60
KRE200-2K	2000	95	255-2080	29 x 9	5.09	2	111,60
KRE250-2K	2500	95	255-2580	29 x 9	6.05	2	130,60



- Clamping force up to 8,000 N
- Very large parallel clamping surfaces with 3 removable pressure caps
- Metal-reinforced plastic housing and optimised sliding arm with double slide protection for more power and safety: The set clamping force is maintained and the sliding arm cannot unintentionally slip in the unclamped condition.
- The pressure plate with plastic insert ensures less friction, thus enabling higher degrees of clamping forces to be applied
- Can be converted without tools for spreading tasks
- High-quality 2-component symmetrical plastic handle with hexagon socket for the comfortable application of the clamping force (max. torque 17 Nm)
- KREV with continuously adjustable and fixable upper section for optimum positioning on the workpiece

## Body clamps and area pressure clamps

- KP Framing System (from 30 cm to 250 cm/12"-98") with four 90° KP Blocks
- Separately adjustable clamping force with 2 inserted clamps per corner
- Lightweight / easy to assemble
- On carded hang pack



### Framing set KP

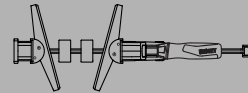
N <sup>o</sup>	Suitable for	⚖	📦	€
		kg	qty.	V3
KP	KRE / KREV / KR / KRV / K	0.55	1	27,50

Contents: 4 rail couplings and 4 adapters



### Tilting K Body clamp adapter KR-AS (2 pcs./bag)

N <sup>o</sup>	Suitable for	≡	⇅	⚖	📦	€
		mm	mm	kg	qty.	V3
KR-AS	KRE / KREV / KR / KRV	170	25	0.18	12	12,80



- Adapter with tilting clamping jaws with a tilt range of -15° to +15°
- Clamping on sloping and parallel surfaces
- On carded hang pack



- Connect any two K Body clamps to increase the clamping capacity. The connector is made of robust aluminum.
- Comes with two red adapters. Use with Series KRE/KREV and KR/KRV. Not required for joining Series K.
- On carded hang pack



### K Body Extender KBX

N <sup>o</sup>	Suitable for	⚖	📦	€
		kg	qty.	V3
KBX20	KRE / KREV / KR / KRV / K	0.75	12	18,10



- Especially for DIY applications and domestic appliances
- Special accessory for angle clamps WS 3/WS 6, screw clamp S 10 and K Body clamps REVO KRE/KREV and KR/KRV to hold them to a work surface edge



### Table clamp

N <sup>o</sup>	∅	← a →	← b →	⚖	📦	€
				kg	qty.	V3
TK6	8	60	22	0.10	10	3,80
RB269	8	60	28	0.19	1	8,10
LM10/5R8	8	100	50	0.22	1	18,60

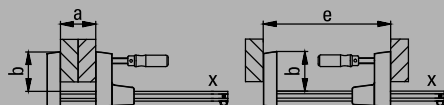
# Body clamps and area pressure clamps



## UK UniKlump



N <sup>o</sup>	←a→	←b→	←e→	←x→	⚖	📦	€
	mm	mm	mm	mm	kg	qty.	V3
UK16	160	80	172-270	20 x 5	0.62	6	19,00
UK30	300	80	172-415	20 x 5	0.72	6	19,30
UK60	600	80	172-720	20 x 5	0.93	6	20,40



- Clamping force up to 1,500 N
- Parallel jaw faces with extra-large contact surfaces
- Clamping of various shapes, along the whole length of the rail
- Universally applicable
- Light and easy-to-handle
- No need for tools for switching between clamping and spreading
- On carded hang pack



## Area pressure clamps FK



N <sup>o</sup>	←a→	←b→	←x→	⚖	📦	€
	mm	mm	mm	kg	qty.	V3
FK16-8	160	80	16 x 7.5	0.60	10	31,80
FK20-10	200	100	19.5 x 9.5	1.10	10	40,40
FK40-10	400	100	19.5 x 9.5	1.40	5	45,60

- Clamping force up to 5,000 N
- 2 large, tilting jaw faces
- For workpieces with a sloping contact surface
- Large-area clamping of all workpieces from both sides



## Box clamp KS



N <sup>o</sup>	←a→	←b→	⚖	📦	€
	mm	mm	kg	qty.	V3
KS100	200-1000	16	3.32	1	103,00
KS150	200-1500	16	3.94	1	113,20
KSV	Extension 1000	-	1.55	1	52,10



- Clamping force up to 5,000 N
- Infinitely adjustable clamping jaws
- Clamp on angled and parallel surfaces

## One-handed clamps

# One-handed clamping



### Working alone and need another hand?

This extremely sturdy original BESSEY one-handed clamp EHZ is perfect for all work that needs to be carried out with one hand – e.g. for overhead tasks, or if a further tool needs to be used at the same time for aligning purposes. The BESSEY EHZ one-handed

clamp enables you to hold or fix in place with just one hand. It also allows you to clamp just as powerfully as ever. The DuoKlump allows you to switch from clamping to spreading at any time – all with one hand. That means you save both manpower and valuable time!

The one-handed clamp EHZ – the only with up to 3,500 N clamping power.

The one-handed clamps EZS and DUO – strong clamping and spreading easily with just one hand.





### Your benefits at a glance:

- 1 Parallel handle with pump lever**  
The ergonomically shaped handle with pump lever runs parallel to the rail. That way, balanced, safe handling is always guaranteed.
- 2 Rapid move button**  
This button allows you to move the sliding arm at any time, quickly and with minimum effort.
- 3 Plastic pressure caps**  
The removable plastic caps provide a non-marring soft touch for use with wood and finished metal surfaces.
- 4 Versatility**  
Fixed arm and pressure plate are produced and tempered from a single piece of high quality BESSEY steel. Clamping is resilient and elastic.



One-handed clamp EHZ with 2-component handle



Nº	<a>	<b>	<x>	⚖	📦	€
	mm	mm	mm	kg	qty.	V2
EHZ30-2K	300	100	19.5 x 9.5	1.25	6	41,30
EHZ60-2K	600	100	19.5 x 9.5	1.67	6	49,90



- Clamping force of up to 3,500 N
- Clamp and fix in place quickly and simply with just one hand
- With protection caps on the clamping surfaces
- On carded hang pack

## One-handed clamps

# One-handed clamping and spreading



### Your benefits at a glance:

#### 1 Reversing

Don't disassemble the clamp – JUST TURN THE KNOB! The practical turning knob allows you to switch easily at any time from clamping to spreading.

#### 2 Parallel handle with pump lever

The ergonomically shaped handle with pump lever runs parallel to the rail. That way, balanced, safe handling is always guaranteed.

#### 3 Rapidly-adjustable release lever

A press of a button is all it takes: the release lever allows the clamp to be immediately released, as well as rapidly adjusted.

#### 4 Large jaw faces

The large, planar jaw faces made from impact- and fracture-resistant reinforced polyamide are exactly parallel. For gentle clamping of a very wide range of different shapes over the entire length of the rail, without spacers.



### DuoKlamp DUO

Nº	<a>	<b>	<e>	<f>	<x>	⚖	📦	€
	mm	mm	mm	mm	mm	kg	qty.	V3
DUO16-8	160	85	75-235	9-170	20 x 5	0.66	6	22,40
DUO30-8	300	85	75-380	9-315	20 x 5	0.72	6	24,90
DUO45-8	450	85	75-535	9-470	20 x 5	0.83	6	27,10
DUO65-8	650	85	75-685	9-660	20 x 5	1.02	6	30,30

- Clamping force up to 1,200 N
- Change from clamping to spreading by switching, not converting
- Handle with pump lever parallel to the rail
- Convenient one-handed operation, with little effort required
- All-round clamping – in front of, behind and at the side of the rail
- On carded hang pack

# One-handed clamps



## Your benefits at a glance:

### 1 Powerful technology

The extremely sophisticated technology makes it possible – single-handed clamping and spreading of workpieces with up to 2,000 N clamping force.

### 2 Intelligent release mechanism

Thanks to the intelligent release mechanism, the upper section can be quickly converted from clamping to spreading without the need for tools.

### 3 Handle behind the rail

The ergonomically shaped 2-component plastic handle with pump lever is positioned behind the rail, enabling a powerful grip.

### 4 Protective caps

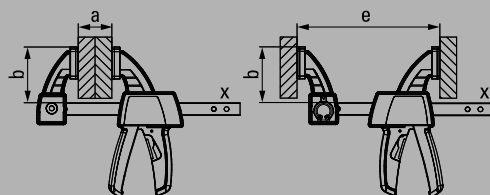
The protective caps on the clamping surfaces guarantee material protection and secure clamping.



## One-handed clamp EZ / EZS



No	←a→	←b→	←e→	←x→	kg	qty.	€
	mm	mm	mm	mm			
EZ15-6	150	60	130-315	13 x 5	0.30	10	16,30
EZ30-6	300	60	130-465	13 x 5	0.40	10	18,10
EZS15-8	150	80	170-360	19 x 6	0.72	6	22,20
EZS30-8	300	80	170-510	19 x 6	0.83	6	24,70
EZS45-8	450	80	170-660	19 x 6	0.93	6	26,50
EZS60-8	600	80	170-810	19 x 6	1.04	6	29,90
EZS90-8	900	80	170-1110	19 x 6	1.26	6	33,70



- EZ: Clamping force up to 700 N / EZS: Clamping force up to 2,000 N
- No tools required for spreading thanks to intelligent release mechanism in upper section
- Ergonomically shaped 2-component plastic handle behind the rail
- One-handed operation with little effort required
- On carded hang pack

## Rafter clamps

# Clamping wooden frames, rafters and beams



### Strong clamping with versatility

The **BESSEY** rafter clamp is the essential professional tool for roof and wood constructions. Its

movable sliding arm means it can be employed as a beam clamp at a moment's notice: Simply drive in the point, close the clamp, clamp it up to a high pressure – and that's all!

Rafter clamp SPZ – the versatile professional tool for roof and wooden constructions.






### Your benefits at a glance:

- 1 Hammer-in tip**  
First of all, the tip is driven into the rafter. The clamp is then quickly closed, to allow you to start right away with powerful clamping.
- 2 Broad impact surface**  
The broad impact surface makes it easier to drive in the clamp.
- 3 Special tilting pressure plate**  
With the SPZ 80 K, the special tilting pressure plate ensures problem-free clamping even when working with sloping parts. It can be tilted by up to 35°.
- 4 Sturdy hexagonal bolt**  
The SPZ 80 K's tough hexagonal bolt allows powerful yet controlled tightening, with the help of a torque wrench.



### Rafter clamp SPZ



№	<a>	<b>	<x>	⚖	📦	€
	mm	mm	mm	kg	qty.	v2
SPZ60K	600	120	27 x 13	2.90	5	91,30
SPZ80K	800	140	30 x 15	5.00	2	142,90

- Clamping force up to 12,000 N
- For all roofing and timber frame constructions
- SPZ 80 K with 17 mm hexagonal bolt and heat-resistant pressure plate with sintered steel insert, which can be tilted up to 35°



### Special pressure plate




№	Description	Suitable for	€
			v3
3100736	Standard	SLM, SGM, SGTM, STBM, STBVC, SGU, STBU, SLV, GSV, SPZ80K	18,90
3101192	Serrated	SLM, SGM, SGTM, STBM, STBVC, SGU, STBU, SLV, GSV, SPZ80K	21,20
3101193	V-grooved	SLM, SGM, SGTM, STBM, STBVC, SGU, STBU, SLV, GSV, SPZ80K	21,20
3101219	Cutting ring	SPZ80K	20,60

- Long life due to heat-resistant pressure plate with sintered steel insert, which can be tilted up to 35°

### Three design versions:

- Smooth faced (standard version)
- Rough faced for secure clamping on dirty surfaces
- V-groove face for round, oval and edged workpieces



Anti-slip clamping with the cutting ring pressure plate

Lightweight clamps

## Rapid, gentle clamping



### The new generation of high-tech clamps

Thanks to BESSEY's continuous development work, new innovative clamping tools are appearing all the time. Produced from the highest-quality materials, using state-of-the-art techniques. Today, the focus is no longer on the clamping pressure – the key now is to come up with the most intelligent solution. A perfect example of this new generation of high-tech

clamps is the innovative KliKlamp: it is easy to handle, light and convenient, making it the first choice every time for light to medium clamping pressures. It is suitable for professional and home use – from modelling to furniture construction, from plastic to Plexiglass. Incidentally, you will find some more lightweight clamps on the next few pages. Especially for rapid and gentle clamping!

The KliKlamp KLI – feather light yet ultra strong and ideal for both professional and home use.

The Wood Klemmy HKL – made from hardwood for quick, simple clamping.





## Lightweight clamps

# The lightweight clamp made of magnesium



### Light as a feather – tough as nails

Extremely lightweight, stable magnesium, fibre-glass reinforced plastics, and cold-drawn BESSEY quality steel: this optimum mixture is characteristic of the innovative high-tech KliKlamp lever clamp. That's why the smallest KliKlamp weighs just a tiny 260 g – simply ideal for assembly work or where several clamps are being used at once. The pressure is also built up easily and highly effectively: the ratchet mechanism lets you achieve a huge 1,200 N of clamping force quickly with just 2 fingers. You certainly will never have clamped as quickly, easily or as gently as this!

### Your benefits at a glance:

#### 1 Sturdy magnesium

The surface-coated upper and lower sections made from sturdy magnesium are extremely light and strong.

#### 2 Multi-stage ratchet mechanism

The multi-stage ratchet mechanism is easy to operate, vibration-resistant, particularly easy to control, and can be released quickly.

#### 3 A secure hold

The fixed arm with the crossed v-grooves holds round, pointed or angular components firmly in place. This is part of what makes the KliKlamp so versatile.

#### 4 Ergonomically shaped clamping arm

The ergonomically shaped clamping arm made from fibreglass-reinforced polyamide is breakproof and fits very snugly in the hand. That's quality of the highest calibre.



## Lightweight clamps




### KliKlamp KLI



N <sup>o</sup>	<a>	<b>	<x>	⚖	📦	€
	mm	mm	mm	kg	qty.	V3
KLI12	120	80	20 x 5	0.26	6	20,70
KLI16	160	80	20 x 5	0.29	6	21,40
KLI20	200	80	20 x 5	0.32	6	21,90
KLI25	250	80	20 x 5	0.35	6	22,90
KLI30	300	80	20 x 5	0.38	6	23,70
KLI40	400	80	20 x 5	0.45	10	25,30



- Clamping force up to 1,200 N
- Feather light yet ultra strong
- Sturdy fixed and sliding arms made from lightweight magnesium
- Quick and vibration free clamping
- On carded hang pack



### KliKlamp set in systainer KLI-S



N <sup>o</sup>	Contents/pc.	⚖	📦	€
		kg	qty.	V3
KLI-S	per 4 x KLI12 / KLI16 / KLI20 / KLI25	6.50	1	406,60



- Practical systainer T-Loc, stackable
- Ideal for assembly work



### KliKlamp counter display KLI-D



N <sup>o</sup>	Contents/pc.	⚖	📦	€
		kg	qty.	V3
KLI-D	2 x KLI12 / 4 x KLI16 / 6 x KLI20 / 4 x KLI25	5.70	1	350,00

- Professional sales display
- Optimum presentation of the KliKlamp

## Lightweight clamps

# Small and very handy – U-Style



### Your benefits at a glance:

#### 1 Step-over clamping U-shape

The rail is made of quality steel drawn in a single piece for durability and strength. The U-shape of the rail enables step-over clamping up to 20 mm so you can get to those hard-to-reach places.

#### 2 Sliding arm

The sliding arm is made of die-cast zinc. It is light, stable and break-resistant.

#### 3 Protective caps

Particularly sensitive workpieces are effectively protected thanks to the protective caps. For all-round gentle clamping.



### Light duty bar clamp U-style LMU

№	<a>	<b>	<x>	⚖	📦	€
	mm	mm	mm	kg	qty.	V1
LMU10/5	100	50	15 x 5	0.23	24	7,30
LMU15/5	150	50	15 x 5	0.27	24	7,50
LMU20/5	200	50	15 x 5	0.31	24	7,90

The Light duty bar clamp U-style LMU will be delivered in an attractive sales presenter. Sale to dealers in packaging units only.



- Clamping force up to 1,500 N
- Step-over clamping
- Comes with two protective caps
- Small and easy to handle
- Light weight

# Lightweight clamps



## Die-cast zinc screw clamp LM



№	<a>	<b>	<x>	⚖	📦	€
	mm	mm	mm	kg	qty.	V1
LM10/5	100	50	15 x 5	0.26	10	8,70
LM15/5	150	50	15 x 5	0.27	10	8,90
LM20/5	200	50	15 x 5	0.31	10	9,00
LM25/5	250	50	15 x 5	0.35	10	10,10
LM30/5	300	50	15 x 5	0.37	10	10,20
LM15/8	150	80	20 x 5	0.51	10	14,30
LM20/8	200	80	20 x 5	0.55	10	15,10
LM25/8	250	80	20 x 5	0.60	10	15,70
LM30/8	300	80	20 x 5	0.64	10	16,00
LM20/10	200	100	25 x 6	0.90	10	23,80
LM25/10	250	100	25 x 6	0.95	10	24,60
LM30/10	300	100	25 x 6	1.02	10	25,50
LM40/10	400	100	25 x 6	1.10	10	27,40
LM50/10	500	100	25 x 6	1.24	10	29,00
LM60/10	600	100	25 x 6	1.30	10	31,10
LM80/10	800	100	25 x 6	1.58	10	33,90



## Wood Klemmy HKL



№	<a>	<b>	<x>	⚖	📦	€
	mm	mm	mm	kg	qty.	V1
HKL20	200	110	20 x 5	0.32	10	12,10
HKL30	300	110	20 x 5	0.46	10	13,40
HKL40	400	110	20 x 5	0.54	10	15,00
HKL60	600	110	20 x 5	0.70	10	17,00
HKL80	800	110	20 x 5	0.86	10	18,10
HKL100	1000	110	20 x 5	1.00	10	19,30



## Aluminium mini clamp AM



№	<a>	<b>	⚖	📦	€
	mm	mm	kg	qty.	V3
AM4	47	34	0.06	10	5,00



## Parallel screw clamp PA



№	<a>	<b>	⚖	📦	€
	mm	mm	kg	qty.	V3
PA28	36	19	0.08	1	10,20
PA40	46	26	0.10	1	12,40
PA55	60	35	0.18	1	15,30
PA70	87	50	0.43	1	21,10
PA105	116	72	0.92	1	28,40



- Clamping force up to 2,000 N
- Clamping arms manufactured in toughened die cast zinc black powder coated to prevent chemical corrosion
- Comes with protective cap
- Small and easy to handle
- Light weight

- Upper and lower arms and lever made from high-quality hardwood
- Cork pads for gentle clamping

- Ideal for modelling and hobbyists
- Low weight of just 55 g

- Twin spindles
- Precisely parallel positioning of the jaw faces

## Table vice


# The exciting all-rounder for everyone



### Your benefits at a glance:

- 1 Parallel clamping**  
With guide rods, the mini vice S 10 is ideal for parallel clamping.
- 2 Clamping at an angle**  
When used without guide rods, the screw clamp S 10 is ideal for clamping at an angle.
- 3 Easily mounted**  
Two clips for quick and simple attachment to a table edge.

- Low weight
- Parallel clamping with guide rods
- Clamping at an angle without guide rods (max. 25°)
- Easy to attach, with 2 table clips supplied
- On carded hang pack



### Mini Vice S 10

Nº	<a>				€
	mm	mm	kg	qty.	V3
S10-ST	100	90	0.83	6	22,90

- Especially for DIY applications and domestic appliances
- Special accessory for angle clamps WS 3/WS 6, screw clamp S 10 and K Body clamps REVO KR/KRV to hold them to a work surface edge



### Table clamp


Nº	∅	<a>	<b>			€
	mm	mm	mm	kg	qty.	V3
TK6	8	60	22	0.10	10	3,80
RB269	8	60	28	0.19	1	8,10
LM10/5R8	8	100	50	0.22	1	18,60



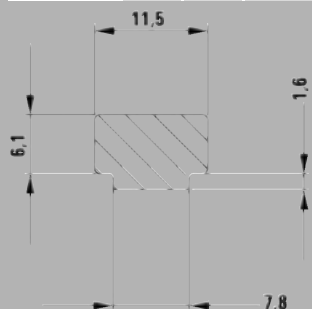
## Table clamps



### All-steel table clamp GTR



№	←a→	←b→	←x→	Contents/pc.	⚖	📦	€
	mm	mm	mm		kg	qty.	
GTR12	120	60	13.5 x 6.5	-	0.30	10	15,30
GTR12SET	120	60	13.5 x 6.5	2 x GTR12	0.61	5	30,60
GTR16B6	160	60	13.5 x 6.5	-	0.35	10	16,60
GTR30B6	300	60	13.5 x 6.5	-	0.40	10	18,80



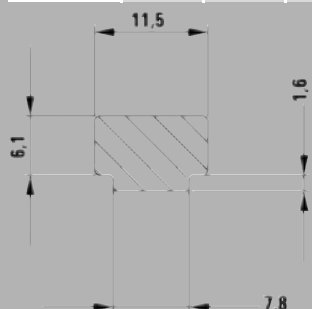
- Specially forged fixed arm for 12 x 8 mm grooves
- For secure fastening of guide rails from Festool, Protool, Metabo, Makita, Hitachi, etc. and for clamping in profiles as well as work tables
- Clamping force up to 1.800 N
- Ergonomically shaped wooden handle
- GTR12SET: On carded hang pack



### All-steel table clamp GTRH with lever handle



№	←a→	←b→	←x→	⚖	📦	€
	mm	mm	mm	kg	qty.	
GTR16S6H	160	60	13.5 x 6.5	0.53	10	40,10



- Specially forged fixed arm for 12 x 8 mm grooves
- For secure fastening of guide rails from Festool, Protool, Metabo, Makita, Hitachi, etc. and for clamping in profiles as well as work tables
- Rapid – up to 5 times faster than conventional clamps
- Secure – unaffected by vibrations
- Strong – clamping force up to 2.400 N

## Spring clamps

# For flexible, featherlight clamping



**Convenient clamping with constant clamping pressure**

**BESSEY's spring clamps are small... but rather special. That's because they lie perfectly in the hand, guaranteeing ease of handling. Even with**

**large opening widths, powerful, constant one-handed clamping is always possible. And the infinitely variable adjustment and protective caps mean that even the most delicate workpieces receive effective protection. After all, size isn't everything!**


VarioClippix XV – suitable for one-handed use even at the maximum opening width of 170 mm.

Clippix XC – particularly easy to handle and suitable for all applications.

## Spring clamps



### VarioClippix XV



N <sup>o</sup>	←a→		←b→		kg	qty.	€
	mm	"	mm	"			
XV3-50	55	2	37	1 1/2	0.07	12	6,10
XV5-100	100	4	50	2	0.17	12	7,50

- Variable opening of up to 100 mm, yet can be operated with one hand
- Lightweight, functional and easy to handle
- Extremely sturdy
- On carded hang pack



### VarioClippix XV




N <sup>o</sup>	←a→		←b→		kg	qty.	€
	mm	"	mm	"			
XV5-170	170	6 1/2	50	2	0.19	12	8,30

- Variable clamping width up to 170 mm, yet can be operated with one hand
- Lightweight, functional and easy to handle
- Extremely stable
- On carded hang pack



### Clippix XC




N <sup>o</sup>	←a→		←b→		Contents/ pc.	kg	qty.	€
	mm	"	mm	"				
XC1	20	3/4	20	3/4	-	0.01	10	1,20
XC1-SET	20	3/4	20	3/4	7 x XC1	0.06	8	5,20
XC2	25	1	30	1 1/8	-	0.02	10	1,90
XC3	35	1 3/8	37	1 1/2	-	0.05	10	2,60
XC5	50	2	50	2	-	0.12	10	4,00
XC7	75	3	70	2 3/4	-	0.18	10	5,20

- Lightweight, functional and easy to handle
- Extremely sturdy
- On carded hang pack



### Clippix XCL, Needle nose spring clamp



N <sup>o</sup>	←a→		←b→		Contents/ pc.	kg	qty.	€
	mm	"	mm	"				
XCL2	55	2 1/8	60	2 3/8	-	0.02	10	2,90
XCL2-SET	55	2 1/8	60	2 3/8	2 x XCL2	0.04	10	5,10
XCL5	70	3	110	4 1/4	-	0.14	10	4,40

- Long, pointed clamping arm for working in tight spaces
- Large width for clamping in borderless areas
- Soft, slip-proof grip pads
- On carded hang pack

## Band clamps

# Clamping frames and curves



For even clamping on both sides without warping or skewing of the workpiece

Clamping curves, polygonal connections and closed contours are traditionally some of the most difficult clamping jobs. BESSEY has come up with a startling solution to this problem: in the form of the patented band clamp BAN 700, and the practical

Vario corners. These two products are suitable for all those situations where gentle, non-warping, all-round clamping is needed. Universally applicable. For wood and plastic as well as in metal construction. Secured by an automatic locking system that ensures even tractive forces on both sides, which do not slacken until the clamp is released. No warping – no stress!

The band clamp BAN 700 and the Vario corners BVE – the perfect pair for gentle, non-warping clamping.



# Band clamps



## Band clamp BAN 700



N <sup>o</sup>	Clamping range	Band w x d				€
		mm		kg	qty.	V3
BAN700	Up to 7 m	25 x 1	60°-180°	0.56	5	40,10



- Even pressure on mitre joints
- Crank handle can be relocated for right and left-handed users
- Contains: 1 band clamp, 4 Vario corners
- On carded hang pack



## Band clamp BAN 400



N <sup>o</sup>	Clamping range	Band w x d			€
		mm	kg	qty.	V3
BAN400	Up to 3.8 m	24 x 1	0.48	12	26,70



- Clamp right-angled workpieces with 4 plastic corners
- Even pressure at all 4 corners
- On carded hang pack



## Vario corners BVE (6 pcs./bag)



N <sup>o</sup>	Band w x d		Suitable for			€
	mm			kg	qty.	V3
BVE	25 x 1	60°-180°	BAN700, BAN400	0.10	5	11,90



- Infinite angle adjustment from 60-180°
- On carded hang pack

## Angle and mitre clamps

# Clamping angles and mitres



**For all the toughest tasks**

**Clamping workpieces of different thicknesses, clamping directly into a mitre joint, clamping all kinds of angles: BESSEY has developed top-class-**

**special tools for solving all of these challenging clamping tasks. Whether angle clamps, mitre clamps or irregular angle clamps – we know what you really need!**

The angle clamp WS – clamping workpieces of different thicknesses in a perfect right angle.

## Angle and mitre clamps



### Angle clamp WS



N <sup>o</sup>	←a→ mm	 mm	Current passage max. mm	 kg	 qty.	€ V3
WS3	2 x 55	30	30	1.00	10	50,10
WS6	2 x 100	36	60	2.30	4	71,80

- Automatic adjustment to variously-sized workpieces
- Quick – clamp with a spindle
- Stable body
- For attaching with table clamp – available as an accessory
- WS 3 – on carded hang pack



### Angle clamp WS



N <sup>o</sup>	←a→ mm	 mm	 kg	 qty.	€ V3
WS1	2 x 73	12	0.20	12	7,90



- Clamp variously-sized workpieces with 2 spindles
- For light clamping work
- Made from die-cast zinc
- On carded hang pack



### Mitre clamping system MCX



N <sup>o</sup>	←a→ mm	 °	 kg	 qty.	€ V3
MCX	100	22.5°/30°/45°/60°	0.70	1	31,90

α = 22.5° / 30° / 45° / 60°



- Mitre system for 22.5°, 30°, 45° and 60° angles
- Even pressure on the mitre
- Angle adapter can be changed without tools
- Practical accessory for BESSEY screw clamps TG,GZ, GMZ, EHZ, EZS and DUO

## Edge clamps

# For all edge clamping needs



### Complete specialised tasks easily

Special tasks and applications often require the use of special tools. Which is why, for edge clamping,

**BESSEY** has come up with a series of light, easy-to-handle edge clamps. Also available for one-handed operation if required. Specially developed to make your day-to-day work even easier!

The one-handed edge clamp EKT – ideal for applying multi-layered edge strips with just one hand.

The edge clamp KT8-3 – a C-frame that is robust for heavy duty and high clamping pressures.





### Your benefits at a glance:

- 1 Unique twin spindle**  
The outer spindle acts on the clamping jaws. The inner spindle applies pressure to the front edge. And the impact resistant plastic handle for one-handed use means that any task or application is well within your grasp.
- 2 Large jaws**  
Non-slip, gentle clamping. Max. opening distance: 55 mm. The large jaws with integrated colourless soft plastic caps increase the versatility of the clamp.
- 3 Swivel pressure plate**  
The large pressure plate will swivel to apply pressure wherever it is required.
- 4 Light aluminium housing**  
Lightweight yet highly effective. The statically-optimised aluminium housing creates a corrosion-resistant body for the convenient, one-handed edge clamp EKT.



One-handed edge clamp EKT



N <sup>o</sup>	<a>	<b>	⚖	📦	€
	mm	mm	kg	qty.	V3
EKT55	10-55	45	0.82	1	57,40

- For rapid one-handed operation
- Low weight
- Opening up to 55 mm



Edge clamp Kantenfix KF



N <sup>o</sup>	<a>	<b>	⚖	📦	€
	mm	mm	kg	qty.	V3
KF2	10-40	80	0.76	10	56,30
KF4	10-80	110	1.58	5	121,00

- For quick one-handed operation
- Widths up to 80 mm



## Edge clamps



- Practical accessory for clamping edges and difficult to reach areas
- Suitable for conventional screw clamps with a max. rail thickness of 13 mm



- Three-spindle C-frame clamp
- Extra strong, with forged frame
- Universally applicable within the fields of wood and metal processing
- Suitable for welding





- Load-bearing capacity 75 kg
- For the safe lifting and carrying of panels such as wood sheets, chipboard panels, glass and plexiglass
- High-friction rubber coating on the moving clamping jaws



### Edge clamp KT



N <sup>o</sup>	Description	For rail thickness up to max.			€
		mm	kg	qty.	V1
KT5-1CP	1 spindle	13	0.35	1	13,70
KT5-2	2 spindles	13	0.58	1	21,80



### C-frame edge clamp KT




N <sup>o</sup>	<a>	<b>			€
	mm	mm	kg	qty.	V3
KT8-3	0 - 80	80	2.37	5	79,90



### Panel carrier KFP



N <sup>o</sup>	<a>			€
	mm	kg	qty.	V3
KFP	10-65	1.01	2	105,50

Clamping elements for workbenches

# Clamp on workbenches securely and variably



For all common workbenches  
with a hole system



**Tried and tested technology put back in the spotlight**

As a specialist for manual clamping tools, BESSEY also provides solutions for fixing workpieces to workbenches. You can use the BESSEY TWV and TW clamping elements in conjunction with the TW16AW workbench adapter on any workbench with a hole system, such as the Sjöbergs workbench models. The tried and tested BESSEY all-steel clamp solutions were the inspiration for development. The unique BESSEY steel quality that is found in both the optimised profile shape and the spindle therefore guarantees you a dimensionally

stable and torsion-resistant tool. Tried and tested BESSEY handle variants are also available.

Regardless of whether you're using the clamping elements with a variable (TWV) or a fixed throat depth (TW), both designs are available with a 2-component plastic handle, a tommy bar or a lever handle. It doesn't matter which clamping element you choose: each one can be integrated into your workbench without tools thanks to the adapter and can be placed in the exact correct position to fix your workpiece. You can really master drilling, planing or sanding jobs.



# Clamping elements for workbenches



## Your benefits at a glance:

### 1 Perfect addition

Thanks to the TW16AW adapter, BESSEY TWV and TW clamping elements with a 16 hole system can also be used on workbenches with a hole system.

### 2 Flexible or fixed throat depth

Both the clamping elements with an infinitely adjustable throat depth (TWV) and those with a fixed throat depth (TW) are available with three handle variants.

### 3 Smooth-running spindle

The surface-coated spindle with acme thread (both for the 2-component plastic handle and the tommy bar) runs particularly smoothly and does not jam.

### 4 Ratchet mechanism


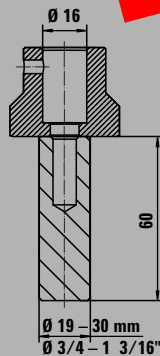
The natural force of the lever is used in the lever handle version. The ratchet mechanism ensures rapid, controlled, vibration-free clamping. The wear-resistant cam guarantees a long service life.



## Workbench adapter TW16AW

№	∅	Suitable for		kg	∅	€
		mm	"			
TW16AW19	16	19	3/4	0.33	1	11,30
TW16AW20	16	20	13/16	0.35	1	12,40
TW16AW25	16	25,4	1	0.44	1	13,50
TW16AW30	16	30	1 3/16	0.53	1	14,60

NEW  
NEW  
NEW



- Accessories for BESSEY TWV and TW clamping elements with 16 hole system
- Suitable for all common workbenches with a hole system
- Can be used without tools
- The stud pin can be changed to use other hole systems



# Clamping elements for workbenches



## Clamping element with variable throat depth TWV



N <sup>o</sup>	Ø	Clamping height max.	←b→	←x→	⚖	📦	€
	mm	mm	mm	mm	kg	qty.	V3
TWV16-20-15-2K	16	200	30-150	22 x 8.5	1.20	1	56,60
TWV16-20-15K	16	200	30-150	22 x 8.5	1.04	1	56,60
TWV16-20-15H	16	200	60-150	22 x 8.5	1.21	1	78,10



- Precise, individual clamping
- Tempered profile and sliding arm for sprung and elastic clamping
- Infinitely adjustable throat depth (TWV)

Various design versions:

- High quality 2-component plastic handle and tommy bar with rounded ends – each with smooth-running trapezoidal threaded spindle and tool-free pressure plate replacement
- Lever handle with an indexing mechanism for controlled, fast and vibration-proof clamping

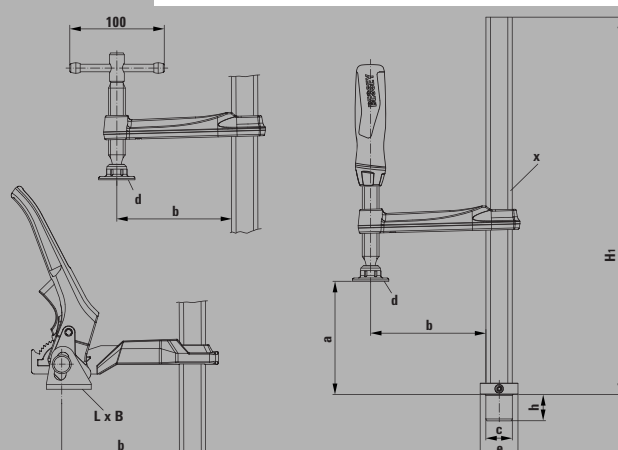
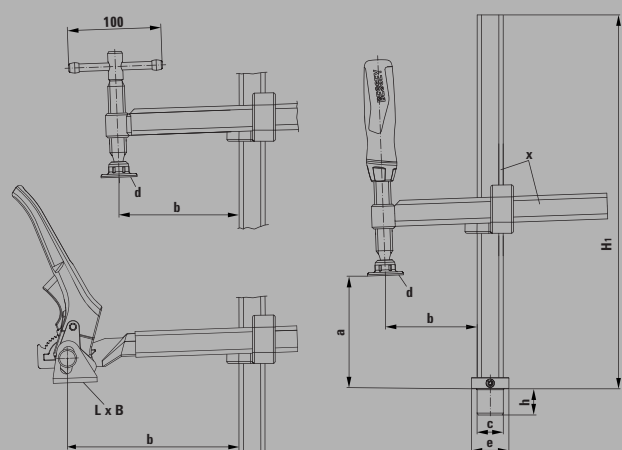


## Clamping element with fixed throat depth TW



N <sup>o</sup>	Ø	Clamping height max.	←b→	←x→	⚖	📦	€
	mm	mm	mm	mm	kg	qty.	V3
TW16-20-10-2K	16	200	100	22 x 8.5	0.93	1	34,60
TW16-20-10K	16	200	100	22 x 8.5	0.86	1	34,60
TW16-20-10H	16	200	100	22 x 8.5	1.01	1	61,80

3D CAD data for download at [www.bessey.de](http://www.bessey.de)



### Table of dimensions

	Bolt Ø	Bolt height	Clamping height max.	Throat depth	Height of base	Pressure plate dimensions		Foot „F“		Rail profile
	„c“	„h“	„a“	„b“	„H1“	„L x B“	Ø „d“	Foot Ø „e“	Foot height	
	mm	mm	mm	mm	mm	mm	mm	mm	mm	mm
TWV16-20-15-2K	16	20.5	200	30-150	265	–	32	30	10	22 x 8.5
TWV16-20-15K	16	20.5	200	30-150	265	–	32	30	10	22 x 8.5
TWV16-20-15H	16	20.5	200	60-150	265	41 x 26	–	30	10	22 x 8.5
TW16-20-10-2K	16	20.5	200	100	265	–	32	30	10	22 x 8.5
TW16-20-10K	16	20.5	200	100	265	–	32	30	10	22 x 8.5
TW16-20-10H	16	20.5	200	100	265	41 x 26	–	30	10	22 x 8.5

# Assembling door frames



### Systematic assembly

The modern technique of assembling door frames using assembly foam requires special tools that will ensure accurate alignment and support. With its TU door frame brace, BESSEY has developed a world-renowned assembly tool that satisfies these requirements. This, combined with the TUX extension, the TFM door frame straightening clamp and the WTR angle door frame straightening clamp, make up the perfect assembly system. For example, the TU and the TUX extension that can be combined


without tools also enable extra-wide doors to be installed, as required for barrier-free construction. The TFM door frame straightening clamp can be used to gently move frames that are fixed into the wall breakthrough, without wedging the trim lining gap or damaging wallpapered walls. Furthermore, the WTR angle door frame straightening clamp can be used to hold and align the horizontal and vertical door frames so that they are at an angle of exactly 90° to each other. As you can see, this enables and rationalises the process of fitting door frames noticeably.

The door frame clamp TU – easy to handle, and maintains the precise door frame dimensions.

# Door frame and window assembly tools



## Door frame clamp TU



N <sup>o</sup>	<a>			€
	mm	kg	qty.	V3
TU	565-1010	1.27	2	67,20


## Door frame clamp set TU-TRAGE



N <sup>o</sup>	Contents/pc.			€
		kg	qty.	V3
TU-TRAGE	6 (3 sets) door frame clamps for a total of 3 doors	9.90	1	418,00

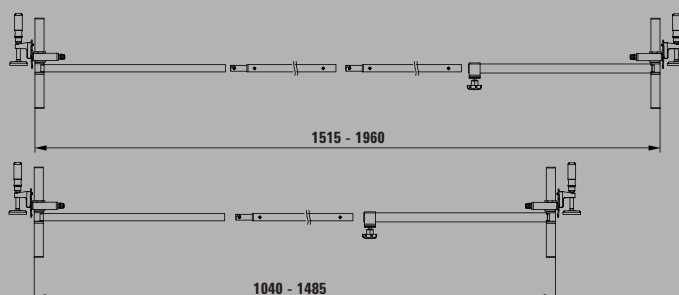
In a nylon wheeled case or safe and dustfree storage and for easy transport

## Door frame brace extension TUX



N <sup>o</sup>	<a>			€
	mm	kg	qty.	V3
TUX	1040-1960	0.37	1	25,50

Contents: 2 extension rods



## Door frame straightening clamp TFM



N <sup>o</sup>	Adjusting range	<b>			€
	mm	mm	kg	qty.	V3
TFM	35	70	0.58	2	28,20



- Gently and precisely braces and supports door casing during foam filling of wall joint
- Telescopic square anodised aluminium tubing with mm scale and adjusting screw for precision work
- Cross-shaped pressure plate with interchangeable clamping elements for frame depths of 6 to 13 cm or 13 to 30 cm
- Removable clamping bracket with increased clamping surfaces and removable brackets to insert the door frame securely and easily



- Accessories to increase the opening width of the TU door frame brace
- This enables extra-wide doors to be installed
- It can be used without tools in just a few steps

- For quick, precise aligning and fixing of door frames
- The intelligent companion for the BESSEY door frame clamp TU and TMS

## Door frame and window assembly tools

### Angle door frame straightening clamp WTR



N <sup>o</sup>	Opening chuck thickness mm	Adjusting range mm	⚖️ kg	📦 qty.	€ V3
WTR	8-30	32	1.05	2	72,60

- For neatly fixed and stabilised frame corners
- For mounting at a precise 90° angle

### Door frame assembly device TMS



N <sup>o</sup>	← a → mm	⚖️ kg	📦 qty.	€ V3
TMS	560-1010	0.68	6	32,90



- "Gently and precisely" braces and supports door casing during foam filling of wall joint
- Telescopic round aluminium tube with adjusting screw for precision work
- With clamping elements on the clamping faces in order to secure struts in frames and to hold them at precise distances
- On carded hang pack

### Window installation clamp FRK



N <sup>o</sup>	Frame thicknesses mm	Adjusting range mm	⚖️ kg	📦 qty.	€ V3
FRK85	40-85	30	0.43	4	41,60


- Permits rapid, precise straightening and fixing of window frames



# Sash Clamps



## Sash clamps TAN with I-profile 80 x 42 x 3.9 mm




№	<a>	Jaw dimensions w x h	⚖️	📦	€
	mm				
TAN80	800	80x80	7.90	1	167,10
TAN120	1200	80x80	10.10	1	183,00
TAN150	1500	80x80	12.20	1	195,20
TAN210	2100	80x80	15.00	1	226,50
TAN250	2500	80x80	17.50	1	256,00

- Clamping force up to 24,000 N
- Easily adjustable pressure plates
- Removable crank handle
- Very sturdy thanks to I-profile



## Sash clamps TB with T-profile 40 x 40 x 5 mm



№	<a>	Jaw dimensions w x h	⚖️	📦	€
	mm				
TB100	1000	66x43	5.50	1	95,80
TB120	1200	66x43	6.20	1	100,40
TB150	1500	66x43	6.40	1	106,50
TB210	2100	66x43	8.50	1	127,70
TB250	2500	66x43	9.50	1	147,10



- Clamping force up to 14,000 N
- With attached locking bolt
- Tommy bar
- Sturdy thanks to T-profile



## Pipe clamping set BPC



№	For pipes Ø		<b>	⚖️	📦	€
	mm	"				
BPC-H12	21.3	1/2	40	0.88	4	25,10
BPC-H34	26.9	3/4	42	1.30	4	27,80



- Suitable for steel pipes DN 20/R3/4" or DN 15/R1/2"
- Outer diameter 26.9 mm or 21.3 mm
- Infinitely-adjustable clamping width
- With stand
- On carded hang pack

Telescopic drywall support

## Fixes and supports during dry construction

**NEW**



**“The extra hand” for safe one-man assembly!**

Ease of transport and the flexible adjustment make the telescopic drywall support from BESSEY an indispensable helper for dry construction work. The stable construction not only enables the safe fixing of a wide variety of construction materials on the

roof, but also safely affixes foils as a dust protection wall. Even on sloping roofs, the strut finds a secure hold with its swivelling PVC contact surfaces. One-man assembly can also start from larger plates – the maximum load limit per strut is up to 60 kg. Try them out for yourself!

## Telescopic drywall support

# Provides real support during roof assembly



### Flexible in application

It enables the positioning and holding of plaster carton, wooden planks, panels, battens, metal bars, foils and lamp bodies, for example. The support can even be used on sloping roofs:

- due to stable steel pipe construction in three sizes – telescoping up to 2.90 m
- due to 8.5 x 6.5 cm base plates with a swivel range of -45° to +45°



### Easy to handle

The support can be used quickly:

- due to the fixing in just two steps:  
The rough pre-setting is carried out using the telescoping and quickly locking inner pipe; the final clamping is carried out by turning the support at the foam grip

### Secure hold


Resilient and anti-slip, the support guarantees secure holding, even on sensitive surfaces:

- due to special steel pipes for a maximum load bearing capacity of up to 60 kg
- due to additional locking of the release button
- due to rubber contact surfaces top and bottom

**NEW**

Telescopic drywall support ST

No	Adjusting range	Load limit max.	⚖	📦	€
	mm	kg	kg	qty.	V3
ST125	750-1250	60	1.50	10	22,50
ST250	1450-2500	60	2.20	10	27,00
ST290	1600-2900	50	2.40	10	29,50



- Resilient up to a maximum of 60 kg
- Stable construction due to special steel pipes and anti-slip PVC contact surfaces
- Application also on slopes due to continuously swivelable contact surfaces of -45° to +45°
- Easy, safe handling due to a telescoping and locking inner pipe as well as an outer pipe that can be turned by the foam grip



## Special flooring tools

# For laying parquet, laminated and panel flooring



### Simple and efficient

Floor coverings such as wood and cork parquet, laminated and panel flooring are stylish and fashionable. BESSEY has developed a range of specialist

clamping tools that make the laying of these sought after floor coverings easier and more efficient.

Examples of Bessey innovations are spacer PVA and the flooring and clamping system SVH. That makes BESSEY a trendsetter in this field as well!

Used in conjunction with the PVA and AV2 accessories the PVZ flooring clamp delivers professional standards of installation on parquet, laminate and panel flooring.

The AV2 achieves consistent edge spacing between 5 and 20 mm without the need for multiple wedges.

YouTube





## Special flooring tools



### Spacer AV2 (4 pcs./bag)



N <sup>o</sup>	<a>		Material	Adjusting range			€
	mm	mm		mm	kg	qty.	V3
AV2	20	89	Polyamide	5-20	0.23	12	9,30



The spacer will be delivered in an attractive sales presenter. Available only in full pack quantities.

### Spacer PVA



N <sup>o</sup>	<a>		Material	Adjusting range			€
	mm	mm		mm	kg	qty.	V3
PVA	35	130	Die-cast zinc	7-35	0.48	6	25,30

- Quickly and infinitely adjustable for wall distances of 5 to 20 mm
- Spacer for floating laminate and parquet flooring installations
- Wide contact and support area for avoiding pressure points on the floorboards and plaster
- Easy to remove by simply turning back
- Very light and compact

- Infinitely adjustable for wall distances of 7 to 35 mm
- Front and lateral support when gluing solid wood floorings
- Pull-down function dependent on the inclined angle of the spindle, with movable mounted pressure plate with protective cap
- Extra wide contact area of 130 mm prevents edge damage to the floorboards

### Flooring clamp PVZ



N <sup>o</sup>	<a>				€
	mm	mm	kg	qty.	V3
PVZ65	650	130	2.60	5	79,10

- Sturdy construction
- Ideal for gluing the first three rows of wooden or laminated floor panels
- Optimum adjustment of distance from wall

### Flooring and clamping system SVH/SVG



N <sup>o</sup>	<a>	Band w x d	Material band	Tear proof			€
	mm	mm		N	kg	qty.	V3
SVH400	4000	25 x 1	Polyester	5000	0.75	1	26,30
SVH760	7600	25 x 1	Polyester	5000	0.77	1	39,50
SVG	4000	25 x 1	Polypropylene	2500	0.69	1	21,10

Additional use: can be used as lashing straps

- For laying parquet, laminated and panel flooring
- SVH with spacer and band of high-strength polyester
- SVH 400 and SVG – on carded hang pack

## Seaming tool

# Clamping large sheets of smooth material



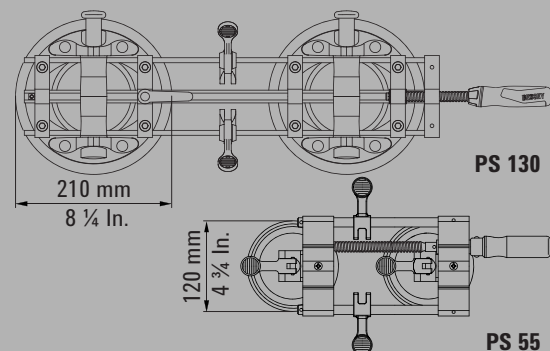
### Your benefits at a glance:

- 1 Vacuum pumps with control function**  
The required vacuum is generated with only a few movements of the pump – for a maximum vacuum and top clamping force up to 1,200 N. The status of the vacuum can be checked at any time via a marking ring on the pump tappet and brought back up to the maximum by repeated pumping.
- 2 Release button**  
By simply pressing the release button, the vacuum disappears and the seaming tool can be removed quickly.
- 3 Quick adjusting screw**  
To quickly adjust the distance, simply undo the screws and slide the suction cups into the desired position via the guide rails.
- 4 Sturdy construction**  
The proven BESSEY all-steel rails, which run in anodised aluminium profiles, keep the suction discs on precisely the same level, even under high clamping pressures. This guarantees a precise finished result.



### Seaming tool PS 130, big and strong

N <sup>o</sup>	<a>	Width	Length	⚖	📦	€
	mm	mm	mm	kg	qty.	V3
PS130	5-130	215	715	4.08	1	514,00



- For clamping and positioning large and potentially heavy components with a smooth surface, such as artificial stone, ceramic, granite, Corian®, plastic, sheet metal and glass
- Manual vacuum pumps for maximum suction power, and therefore a maximum level of horizontal clamping force up to 1,200 N
- Marking ring on the pump lever to permanently check for a reliable vacuum
- Practical quick adjustment function for rapid adjustment of the distance between the two suction cups

Corian® is a registered trademark of DuPont

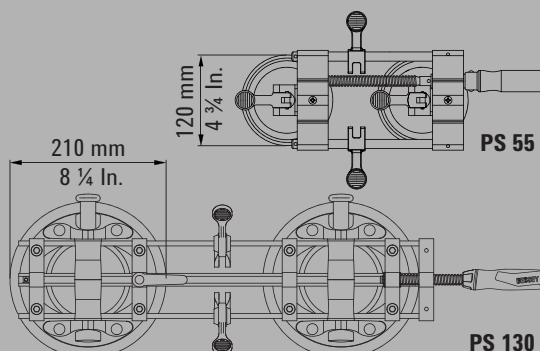
## Your benefits at a glance:

- 1 Gentle suction cups**  
Easy to use. Engage the handle on the suction cups to generate a vacuum, and the seaming tool adheres automatically to the sheet.
- 2 Practical cam levers**  
The two levers on the guide bars can be used to easily control the height differences which can occur when pulling together the sheets.
- 3 Sturdy construction**  
Cold-drawn, electro-galvanised guide rods in sturdy aluminium profiles prevent the seaming tool from bending open during the clamping process and hold the seaming tool on one level. This guarantees a precise finished result.
- 4 Ergonomic wooden handle**  
With the perfect handle, you can achieve up to 260 N of clamping force in the horizontal plane. This need is met by the ergonomic wooden handle and the burr-free, rivetted spindle with acme thread.



Seaming tool PS 55

N <sup>o</sup>	<a>	Width	Length	⚖️	📦	€
	mm	mm	mm	kg	qty.	V3
PS55	10-55	147	361	1.55	1	218,20




Corian® is a registered trademark of DuPont



- For clamping and positioning components with a smooth surface, such as ceramic, granite, Corian®, plastic, sheet metal and glass, which require low clamping forces (up to 260 N)
- Clamping levers on the suction cups ensure rapid handling
- Cam lever to compensate for differing heights at the joint

# POS Presentation


- Stable metal construction on castors
- Holds up to 90 clamps
- Dimensions: 50 x 60 x 146 cm
- With label and label holder
- Suitable as sales aid and for the workshop area



**Clamp trolley ZW 1, unstocked**

N <sup>o</sup>	Width x depth x height	⚖	€
	mm	kg	V3
ZW1	500 x 600 x 1460	15.00	398,60

- Stable metal construction on castors
- Holds up to 120 clamps, it even holds long screw clamps
- Dimensions: 100 x 60 x 153 cm
- With label and label holder
- Suitable as sales aid and for the workshop area



**Clamp trolley ZW 2, unstocked**

N <sup>o</sup>	Width x depth x height	⚖	€
	mm	kg	V3
ZW2	1000 x 600 x 1525	33.00	645,70

- Specially developed for sales and demonstration purposes
- Dimensions: 50 x 60 x 146 cm
- With label and label holder
- Please inquire directly at BESSEY for suggestions of placement




**Demonstration trolley VFW, unstocked**

N <sup>o</sup>	Width x depth x height	⚖	€
	mm	kg	V3
VFW	500 x 600 x 1460	28.60	536,10



## Clamp trolley ZW 1, stocked




N <sup>o</sup>	Layout		€
		kg	V2
ZW1-A01	All-steel screw clamps 5 x GZ12, 5 x GZ16, 5 x GZ20, 5 x GZ25, 5 x GZ30, 3 x GZ40, 2 x GZ50, 2 x GZ60, 1 x GH16, 1 x GH20	57.00	1545,00
ZW1-A01-2K	All-steel screw clamps 2K 5 x GZ12-2K, 5 x GZ16-2K, 5 x GZ20-2K, 5 x GZ25-2K, 5 x GZ30-2K, 3 x GZ40-2K, 2 x GZ50-2K, 2 x GZ60-2K, 1 x GH16, 1 x GH20	57.00	1587,80
ZW1-A99-2K	Malleable cast iron screw clamps 2K 5 x TG12-2K, 5 x TG16-2K, 5 x TG20-2K, 5 x TG25-2K, 5 x TG30-2K, 3 x TG40-2K, 2 x TGK50-2K, 2 x TGK60-2K, 1 x GZ16-2K, 1 x GZ20-2K	65.00	1540,80
		kg	V1

- Stable metal construction on castors
- Dimensions 50 x 60 x 146 cm
- Malleable cast iron-, all-steel- and lever clamps with clamping ranges between 120 and 600 mm
- With label and label holder

## Clamp trolley ZW 2, stocked



N <sup>o</sup>	Layout		€
		kg	V1
ZW2-A99	Malleable cast iron screw clamps 10 x TG20, 10 x TG25, 5 x TG30, 5 x TG40, 5 x TGK60, 3 x TGK80, 2 x TGK100, 2 x TGK125, 2 x TGK150, 2 x TGK200, 2 x GZ20, 2 x GZ25	154.30	2940,20
ZW2-A99-2K	Malleable cast iron screw clamps 2K 10 x TG20-2K, 10 x TG25-2K, 5 x TG30-2K, 5 x TG40-2K, 5 x TGK60-2K, 3 x TGK80-2K 2 x TGK100-2K, 2 x TGK125-2K 2 x TGK150-2K, 2 x TGK200-2K 2 x GZ20-2K, 2 x GZ25-2K	154.30	3017,70

- Stable metal construction on castors
- Dimensions 100 x 60 x 153 cm
- Malleable cast iron and all-steel with clamping ranges between 200 and 2000 mm
- With label and label holder

## POS Presentations

We will gladly provide you with various range and presentation recommendations on request. Simply tell us about your customers – and we will tell you which product presentation suitable and which presentation materials, such as tool hooks, labels and mounting rails you require. For all-round professional product presentation and an effective boost for your sales. Just ask us!



**BESSEY Cutting Technology**

# **Product range 2017/2018**



Technological edge thanks to the most innovative ideas and highest quality

You can find all information regarding cutting in the subsequent pages in a structured and lucid manner.

From handsnips with leverage to special tools for sheet metal work – and plumbing. And you will observe that BESSEY always offers you the best solution for all your tasks and applications. Enjoy browsing through!

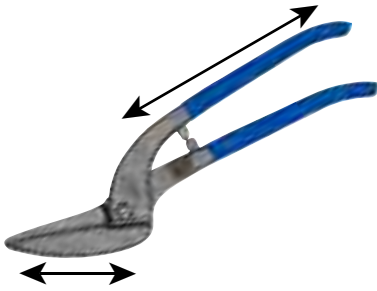
*Erdi*



## Lexicon

### 1. Types

#### Normal metal snips



In normal metal snips, edges and handle are traditionally forged into one unit. The force required for cutting is determined by the ratio of edge length to the handle length.

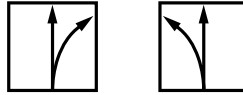
#### Handsnijs with leverage



Handsnijs with leverage comprise a cutter head and a handle. The compound action produces additional leverage.

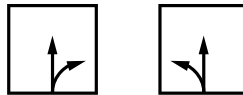
### 2. Models

#### Ideal snips



These snips live up to their name. Because, ideal snips are real "all-rounders". They can cut through a metal sheet (straight-cut) as well as cut large and small contours or radii (outlinecut). In this case, it does not matter whether you are cutting at the edge (edge cut) or at the centre of a sheet. You can naturally use ideal snips for notching-operations.

#### Outline cutting snips



Outline-cutting snips are best suited when you want fine and narrow radius cuts near the edges of a metal sheet. You can use the delicately shaped edge of these snips to cut extremely narrow shapes or curves without any problem.

#### Straight cutting snips



Do you wish to cut a metal sheet at the centre and / or near the edges? Then the perfect tool for you is the straight cutting snips. You can use long edges of this tool to cross-cut and notch large metal sheets quickly and precisely with less effort.

### 3. Right cutting or left cutting snips. What is the difference?



Left cutting snips

Right cutting snips

Right cutting snips are sharpened and designed so that they can cut right radii (i.e. a curve **from left to right**) easily. Left cutting snips are the best for radius cuts **from right to left**.

The common perception is that, right cutting snips are for right-handers, and left cutting snips for left-handers. This is not true. In fact, it is the other way round. If you, a right-hander, are cutting a radius (see above, **from left to right**), using right cutting snips, you have to cut outwards from your wrist. With left cutting snips, (radius is then **from right to left**) you can cut inwards from your wrist. This is considerably more ergonomic. Try it out once!



#### 4. Grades

The service life of edges depends directly on the grades of steel used and processing. High-performance snips with case-hardened HSS-edges particularly fulfill the most stringent requirements regarding the service life and consistent cutting performance. Cutter heads of the HSS-TiN grade are additionally coated with extremely hard titanium nitride that reduces wear and tear. Other cutting materials, namely special high quality steel, high quality steel and standard quality steel, are available depending on the application and the frequency of use.

Quality of steel	min. hardness Rockwell C	Durability
HSS-TiN	65	+++++
HSS	65	++++
Special high quality	61	+++
High quality steel	59	++
Standard quality steel	56	+

The high quality of the steel at the cutting edge leads to a much longer service life of the snips.

Quality of steel	For maximum sheet thickness at the tensile strength of:			
	400 N/mm <sup>2</sup>	600 N/mm <sup>2</sup>	800 N/mm <sup>2</sup>	1100 N/mm <sup>2</sup>
<b>Normal metal snips</b>				
<b>HSS</b> D407.; D416.; D418.;	1,2 mm	1,0 mm	0,8 mm	0,6 mm
<b>High quality steel</b> D202.; D206.; D207.; D208.; D214.; D216.; D218.;	1,2 mm	1,0 mm	0,8 mm	/
<b>Standard quality steel</b> D102.; D106.; D107.; D114.; D116.; D118.; D146.; D159.; D70.-D77.; D122N; D122A	1,2 mm	1,0 mm	0,8 mm	/

Quality of steel	For maximum sheet thickness at the tensile strength of:			
	400 N/mm <sup>2</sup>	600 N/mm <sup>2</sup>	800 N/mm <sup>2</sup>	1100 N/mm <sup>2</sup>
<b>Hand snips with leverage</b>				
<b>HSS-TiN</b> D27AH-TiN*	1,5 mm	1,2 mm	1,0 mm	0,8 mm
<b>HSS</b> D27AH*	1,5 mm	1,2 mm	1,0 mm	0,8 mm
<b>Special high quality steel</b> D17ASS D29SS*; D29ASS*; D29BSS*; D39ASS* D15A	2,0 mm 1,5 mm 1,2 mm	1,5 mm 1,2 mm 1,0 mm	1,2 mm 1,0 mm 0,8 mm	/
<b>High quality steel</b> D08.; D16.; D17A; D22A D27*; D27A*; D27B*	1,5 mm	1,2 mm	1,0 mm	/

\* Snips can be stressed for up to 3 x 0.6 mm (1.8 mm) for a short period of time for cutting the seams.

**Caution!** Manual sheet metal snips may only be used to cut thin sheets of soft metals and steel. They are not suitable for cutting through round or rectangular section metal shapes such as wires for example.



**Compound leverage snips**

## **Higher quality work with less effort**



**Utilize the power of a compound lever!**

**Drop-forged cutter heads are always tempered and the edges double hardened! This produces high durability and burr-free cuts. Ergonomic handle has**

**standard plastic coating and an anti-slip protection. Both parts are joined in such a manner that it provides additional leverage. You can do the same work quicker with much less effort. Less worker fatigue = improved production! Try it out!**

Shape and straight cutting snips D39ASS and D29ASS-2 – ideal for continuous, straight and curved cuts.

The Multisnip Longstyle D22A – with angled cutter head for greater safety.





The latest generation of leverage snips

## Robust technology and an ergonomic design



**Our know-how provides you with added value**

The futuristic design of the latest generation of Erdi manual sheet metal snips is the first thing that catches the eye. But there's much more inside: technical refinements with maximum user benefits. The newly-developed D39ASS shape and straight cutting snips is comfortable to hold and easy to use. In order to obtain these ergonomic benefits, the handle opening range was reduced without sacrificing the cutting length, the latch was positioned in the centre and the cutter head was

designed to be more compact. The D39ASS also sets new standards when it comes to robustness. Friction in the joint area is prevented thanks to the sintered steel insert. The joint area is screwed tight using a stud bolt. You can see how all sorts of know-how from the BESSEY developers is packed into the latest generation of Erdi manual sheet metal snips. The result: an innovative cutting tool that meets BESSEY's quality requirements and therefore serves you well for a long time and makes working easier. Try it out for yourself!



# Low-fatigue continuous cutting

### Frictionless robust

The shape and straight cutting snips D39ASS are particularly smooth running and extremely wear-resistant.

- due to sintered steel insert in the joint area
- due to permanent threaded connection of the joint area with stable stud bolt
- due to stainless steel panel over the joint for protecting the spring beneath



### Effort-saving

It is possible to use the complete cutting length with every cut.

- due to a significantly reduced handle opening angle

### Easy to use

Right and left-handed users can lock and unlock the snips with ease, without a change in grip.

- due to central positioning of the latch on the top handle



### Perfect cornering

They enable high-precision cutting of curves in the tightest of radii and, with less risk of scratching the surface.

- due to extremely compact cutter head with partially sunken threaded head connection



YouTube



### Shape and straight cutting snips



No	<a>		<b>		↓ max. mm	⌚	⚖	📦	€
	mm	"	mm	"					
D39ASS	230	9	30	1 3/16	1,2	+++	0.49	5	70,60
D39ASSL	230	9	30	1 3/16	1,2	+++	0.49	5	70,60
D39ASS-SB	230	9	30	1 3/16	1,2	+++	0.50	5	71,60
D39ASSL-SB	230	9	30	1 3/16	1,2	+++	0.50	5	71,60



- For continuous, straight and curved cuts
- Extremely compact cutter head with a partially countersunk head screw connection for increased manoeuvrability and precision for curved cuts
- Joint area screwed connection with stud bolt, sintered disc and maintenance-free spring for extreme robustness
- Reduced handle opening angle for optimised handling and an even cutting length
- Central latch for easy operation without having to change your grip
- Available in right or left cutting versions

# Compound leverage snips



- ERGO-handle for increased comfort – reduced hand fatigue!
- For continuous, straight and curved cuts
- Compact cutter head: High manoeuvrability for shape cutting
- Optimised leverage ratio: 25 % less effort
- Optimised edge shape: No slipping even without serrations
- Available in right or left cutting versions



## Shape and straight cutting snips

N <sup>o</sup>	<a>		<b>		↓ max. mm	⌚	⚖	📦	€
	mm	"	mm	"					
D29ASS-2	260	10 1/4	33	1 5/16	1,2	+++	0.51	5	60,40
D29ASSL-2	260	10 1/4	33	1 5/16	1,2	+++	0.51	5	60,40
D29ASS-2-SB	260	10 1/4	33	1 5/16	1,2	+++	0.51	5	61,40
D29ASSL-2-SB	260	10 1/4	33	1 5/16	1,2	+++	0.51	5	61,40
N <sup>o</sup>	Layout							📦	€
DSET29-15	1 x D29ASS-2, 1 x D29ASSL-2 and 1 x D15A in snips pouch							qty.	V4
							1	145,60	



- ERGO-handle for increased comfort – reduced hand fatigue!
- For short, straight and curved cuts
- Edges with micro-serrations for slip-proof working
- Available in right or left cutting versions



## Shape cutting snips

N <sup>o</sup>	<a>		<b>		↓ max. mm	⌚	⚖	📦	€
	mm	"	mm	"					
D29SS-2	260	10 1/4	40	1 9/16	1,2	+++	0.56	5	57,80
D29SSL-2	260	10 1/4	40	1 9/16	1,2	+++	0.56	5	57,80



- ERGO-handle for increased comfort – reduced hand fatigue!
- For continuous, straight cuts
- Edges with micro-serrations for slip-proof working
- Available in right or left cutting versions



## Straight cutting snips

N <sup>o</sup>	<a>		<b>		↓ max. mm	⌚	⚖	📦	€
	mm	"	mm	"					
D29BSS-2	260	10 1/4	33	1 5/16	1,2	+++	0.56	5	65,70
D29BSSL-2	260	10 1/4	33	1 5/16	1,2	+++	0.56	5	65,70



## Shape and straight cutting snips



N <sup>o</sup>	←a→		←b→		↓ max.	⌚	⚖	📦	€
	mm	"	mm	"					
D27A	260	10 1/4	33	1 5/16	1,2	++	0.56	5	48,30
D27AL	260	10 1/4	33	1 5/16	1,2	++	0.56	5	48,30
D27A-SB	260	10 1/4	33	1 5/16	1,2	++	0.57	5	49,30
D27AL-SB	260	10 1/4	33	1 5/16	1,2	++	0.57	5	49,30



- For continuous, straight and curved cuts
- Edges with micro-serrations for slip-proof working
- Available in right or left cutting versions

## Shape cutting snips



N <sup>o</sup>	←a→		←b→		↓ max.	⌚	⚖	📦	€
	mm	"	mm	"					
D27	260	10 1/4	40	1 9/16	1,2	++	0.49	5	48,30
D27L	260	10 1/4	40	1 9/16	1,2	++	0.49	5	48,30



- For short, straight and curved cuts
- Edges with micro-serrations for slip-proof working
- Available in right or left cutting versions

## Straight cutting snips



N <sup>o</sup>	←a→		←b→		↓ max.	⌚	⚖	📦	€
	mm	"	mm	"					
D27B	260	10 1/4	32	1 5/16	1,2	++	0.56	5	52,30
D27BL	260	10 1/4	32	1 5/16	1,2	++	0.56	5	52,30



- For continuous, straight cuts
- Edges with micro-serrations for slip-proof working
- Available in right or left cutting versions

# Compound leverage snips

## Shape and straight cutting snips, robust

- For continuous, straight and curved cuts
- Edges with micro-serrations for slip-proof working
- Exceptionally robust: Drop-forged handles
- Painted handles
- Available in right or left cutting versions

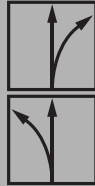


N <sup>o</sup>	<a>		<b>		↓ max. mm	⌚	⚖	📦	€
	mm	"	mm	"					
D17ASS	240	9 1/2	24	1	1,5	+++	0.55	5	72,80
D17ASSL	240	9 1/2	24	1	1,5	+++	0.55	5	72,80
D17A	240	9 1/2	24	1	1,2	++	0.55	5	62,00
D17AL	240	9 1/2	24	1	1,2	++	0.55	5	62,00



## Shape and straight cutting snips, manoeuvrable

- Special flat cutter head enables cutting in narrowest radius
- For continuous, straight and curved cuts
- Edges with micro-serrations for slip-proof working
- Available in right or left cutting versions



N <sup>o</sup>	<a>		<b>		↓ max. mm	⌚	⚖	📦	€
	mm	"	mm	"					
D08	230	9	27	1 1/16	1,2	++	0.38	5	38,50
D08L	230	9	27	1 1/16	1,2	++	0.38	5	38,50
D08-SB	230	9	27	1 1/16	1,2	++	0.39	5	39,50
D08L-SB	230	9	27	1 1/16	1,2	++	0.39	5	39,50



## MULTISNIP Longstyle

- For long continuous straight and large radius cuts
- Extra long cutting blades, laterally displaced for continuous cuts
- Available only in left cutting version



N <sup>o</sup>	<a>		<b>		↓ max. mm	⌚	⚖	📦	€
	mm	"	mm	"					
D22A	280	11	64	2 1/2	1,2	++	0.43	5	45,00
D22A-SB	280	11	64	2 1/2	1,2	++	0.45	5	46,00





## Aviation snips



N <sup>o</sup>	←a→		←b→		↓ max. mm	⌚	⚖	📦	€
	mm	"	mm	"					
D16	240	9 1/2	40	1 9/16	1,2	++	0.38	10	26,70
D16-SB	240	9 1/2	40	1 9/16	1,2	++	0.39	10	27,70



- For short, straight and curved cuts
- Edges with micro-serrations for slip-proof working
- Left cut model available as well

## Aviation snips



N <sup>o</sup>	←a→		←b→		↓ max. mm	⌚	⚖	📦	€
	mm	"	mm	"					
D16L	240	9 1/2	40	1 9/16	1,2	++	0.38	10	26,70
D16L-SB	240	9 1/2	40	1 9/16	1,2	++	0.39	10	27,70



- For short, straight and curved cuts
- Edges with micro-serrations for slip-proof working
- Right cut model available as well

## Aviation snips



N <sup>o</sup>	←a→		←b→		↓ max. mm	⌚	⚖	📦	€
	mm	"	mm	"					
D16S	240	9 1/2	44	1 3/4	1,2	++	0.38	10	26,70
D16S-SB	240	9 1/2	44	1 3/4	1,2	++	0.39	10	27,70
N <sup>o</sup>	Layout							📦	€
								qty.	V4
DSET16	1 x D16, 1 x D16L and 1 x D16S in snips pouch							1	80,10



- No offset to blades, for short, straight and curved cuts with a large radius in both left and right directions
- Edges with micro-serrations for slip-proof working
- Available only in left cutting version

All-round snips

## Compact in design, big in performance



### Power through design

The newly developed BESSEY small format aviation snips will win over customers with their performance. These Ideal snips offer compound leverage in a uniquely compact construction. The extremely small forged heads have optimized blade geometry

and fine-tuned cutting leverage and, in a much smaller overall length. The new D15A is small and manoeuvrable; perfect for cutting small radii and in confined spaces but with the strength of a full-sized aviation snip. A multi-purpose tool that will fit well in a pocket, a tool pouch or most especially the tool box.

The Ideal snips D15A – small, strong, manoeuvrable and always ready-to-hand.



YouTube



### Your benefits at a glance:

- 1 Extremely compact cutting head**  
The design of the uniquely compact design head offers one tremendous manoeuvrability, the ability to cut the narrowest radii and the ability to reach some of the most difficult to access spots.
- 2 Practicable combination of bar and arrester**  
A practical locking mechanism allows one to open and close with one hand and limits the maximum opening of the snip.
- 3 Compound leverage**  
Compound leverage considerably reduces the effort required. Improving productivity while reducing hand fatigue for the worker.
- 4 Ergonomic handle**  
The plastic grips on the ergonomically designed handles have soft cushion inserts that further reduce hand fatigue for the worker. The soft cushion inserts also keep the hand from slipping on the grips.

### Shape and straight cutting snips, small and manoeuvrable



N <sup>o</sup>	<a>		<b>		↓ max. ↑	⌚	⚖	📦	€
	mm	"	mm	"					
D15A	180	7	20	13/16	1,0	+++	0.20	10	24,80
D15AL	180	7	20	13/16	1,0	+++	0.20	10	24,80
D15A-SB	180	7	20	13/16	1,0	+++	0.21	10	25,80
D15AL-SB	180	7	20	13/16	1,0	+++	0.21	10	25,80
N <sup>o</sup>	Layout							📦	€
								qty.	V4
DSET15	1 x D15A, 1 x D15S and 1 x D15AL in snips pouch							1	74,40



The shape and straight cutting snips D15A and D15AL will be delivered in an attractive sales presenter. Sale to dealers in packaging units only.



- For long continuous, straight and curved cuts
- The extremely small forged heads have optimized blade geometry is very manoeuvrable; perfect for cutting small radii and in confined spaces
- The compact design results in the highest performance with the minimum of effort
- ERGO-handle for increased comfort reduced hand fatigue!
- Available in right or left cutting versions



**High-performance snips with HSS edges**

# **Best solution for every application**



## **Guaranteed high performance**

**Made from the best grade steel with case hardened HSS cutting edges. Compared to conventional snips, these HIGH QUALITY – HIGH PERFORMANCE models will fulfill the most stringent requirements**

**regarding service life and cutting properties. Great for use on stainless steel & other hard sheet metals. Available in a wide variety of styles! Traditional designs, compound leverage designs, straight cutting, shape cutting, ideal pattern snips. The large selection makes find the right tool for the job easy!**

**D27AH shape and straight cutting snip – with case-hardened HSS edges for considerably longer service life.**



## Your benefits at a glance:

### 1 Longer service life

Tempered drop-forged cutting heads have hardened HSS inserts for a much longer service life and performance than conventional snips. Even when cutting the harder metals like stainless steel.

### 2 Compound leverage

Compound leverage considerably reduces the effort required. Improving productivity while reducing hand fatigue for the worker.

### 3 Ergonomic handle

The plastic grips on the ergonomically designed handles have soft cushion inserts that further reduce hand fatigue for the worker. The soft cushion inserts also keep the hand from slipping on the grips.



## HSS-TiN shape and straight cutting snips



No	<a>		<b>		↓ max. ↑	⌚	⚖	📦	€
	mm	"	mm	"					
D27AH-TIN	260	10 1/4	33	1 5/16	1,2	+++++	0.56	1	256,40
D27AHL-TIN	260	10 1/4	33	1 5/16	1,2	+++++	0.56	1	256,40



- TiN coated cutter head for longer service life even in case of hard materials
- Case-hardened HSS edges
- For continuous, straight and curved cuts
- Available in right or left cutting versions

# High-performance snips with HSS edges

## HSS shape and straight cutting snips

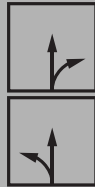


N <sup>o</sup>	←a→		←b→		↓max↓ mm	⊗	⚖	📦	€
	mm	"	mm	"					
D27AH	260	10 1/4	33	1 5/16	1,2	++++	0.56	1	144,30
D27AHL	260	10 1/4	33	1 5/16	1,2	++++	0.56	1	144,30



- For continuous, straight and curved cuts
- Edges made of case-hardened HSS
- Available in right or left cutting versions

## HSS punch snips



N <sup>o</sup>	←a→		←b→		↓max↓ mm	⊗	⚖	📦	€
	mm	"	mm	"					
D407-275	275	11	42	1 5/8	1,0	++++	0.53	1	99,10
D407-275L	275	11	42	1 5/8	1,0	++++	0.53	1	99,10
D407-300	300	12	43	1 11/16	1,0	++++	0.60	1	107,40
D407-300L	300	12	43	1 11/16	1,0	++++	0.60	1	107,40



- For short, straight and curved cuts
- Edges made of case-hardened HSS
- PVC dipped handles
- Available in right or left cutting versions

# High-performance snips with HSS edges

## HSS shape and straight cutting snips



N <sup>o</sup>	<a>		<b>		↓ ↑ max.	⊗	⚖	📦	€
	mm	"	mm	"					
D416-280	280	11	34	1 3/8	1,0	++++	0.61	1	130,50
D416-280L	280	11	34	1 3/8	1,0	++++	0.61	1	130,50



- For continuous, straight and curved cuts
- Cutting edges made of case-hardened HSS
- PVC dipped handles
- Available in right or left cutting versions

## HSS pelican snips



N <sup>o</sup>	<a>		<b>		↓ ↑ max.	⊗	⚖	📦	€
	mm	"	mm	"					
D418-300	300	12	62	2 7/16	1,0	++++	0.71	1	136,30
D418-350	350	14	65	2 9/16	1,0	++++	0.80	1	173,70



- For long continuous and straight cuts
- Cutting edges made of case-hardened HSS
- PVC dipped handles
- Available only in right cutting version

**Standard tin snips**

## **Traditional style tin snips**



### **Proven, robust and reliable**

**Standard tin snips are robust and reliable. For any application or any material: The wide range of standard tin snips guarantees that you will find**

**the right edge shape and cutting grade for your application. Completely forged, exceptionally robust and absolutely reliable. You can rely on them with certainty!**

Standard tin snips D216 – Its a classic. Ideally suited for long continuous, straight and curved cuts.





### Your benefits at a glance:

- 1 Forged cutter head and handle**  
Cutter head and handle are drop-forged as a single unit. This is what makes them so robust and reliable.
- 2 Induction hardened cutting edges**  
Extra hard cutting edges guarantee more increased durability and optimal cutting results.
- 3 Bolted joint**  
All conventional metal snips can be disassembled for easy sharpening, thus extending their service life!

### Shape and straight cutting snips



Nº	←a→		←b→		↓max.	⌚	⚖	📦	€
	mm	"	mm	"					
D216-260	260	10 1/4	30	1 3/16	1,0	++	0.49	5	43,30
D216-260L	260	10 1/4	30	1 3/16	1,0	++	0.49	5	43,30
D216-280	280	11	34	1 3/8	1,0	++	0.58	5	49,30
D216-280L	280	11	34	1 3/8	1,0	++	0.58	5	49,30
D116-260	260	10 1/4	30	1 3/16	1,0	+	0.49	5	38,30
D116-260L	260	10 1/4	30	1 3/16	1,0	+	0.49	5	38,30
D116-260-SB	260	10 1/4	30	1 3/16	1,0	+	0.49	5	39,30
D116-260L-SB	260	10 1/4	30	1 3/16	1,0	+	0.49	5	39,30
D116-280	280	11	34	1 3/8	1,0	+	0.58	5	43,50
D116-280L	280	11	34	1 3/8	1,0	+	0.58	5	43,50
D116-280-SB	280	11	34	1 3/8	1,0	+	0.59	5	44,50
D116-280L-SB	280	11	34	1 3/8	1,0	+	0.59	5	44,50
Nº	Layout							📦	€
DSET-SF3	1 x D216-280, 1 x D216-280L and 1 x D218-300 in snips pouch							qty.	V5
								1	146,90



- For continuous, straight and curved cuts
- D216 – Painted handles
- D116 – PVC dipped handles
- Available in right or left cutting versions

## Standard tin snips



- For continuous, straight and curved cuts
- With no opening stop and with extra pointed cutter head
- Edges with micro-serrations for slip-proof working
- Particularly robust, for unusually challenging situations: Snips completely tempered and burnished. Cutter inductively hardened
- PVC dipped handles
- Available in right or left cutting versions
- On carded hang pack

### Shape and straight cutting snips, without opening stop



N <sup>o</sup>	← a →		← b →		↓ max. ↓ mm	⌚	⚖	📦	€
	mm	"	mm	"					
D216-280-B-SBSK	280	11	34	1	1,0	++	0.58	5	50,90
D216-280L-B-SBSK	280	11	34	1	1,0	++	0.58	5	50,90



### Pelican snips



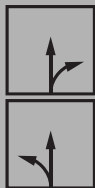
N <sup>o</sup>	← a →		← b →		↓ max. ↓ mm	⌚	⚖	📦	€
	mm	"	mm	"					
D218-300	300	12	62	2 7/16	1,0	++	0.73	5	48,30
D218-300L	300	12	62	2 7/16	1,0	++	0.73	5	48,30
D218-300-SB	300	12	62	2 7/16	1,0	++	0.74	5	49,30
D218-300L-SB	300	12	62	2 7/16	1,0	++	0.74	5	49,30
D218-350	350	14	65	2 9/16	1,0	++	0.80	5	57,30
D118-300	300	12	62	2 7/16	1,0	+	0.73	5	36,40
D118-300L	300	12	62	2 7/16	1,0	+	0.73	5	36,40
D118-300-SB	300	12	62	2 7/16	1,0	+	0.74	5	37,40
D118-300L-SB	300	12	62	2 7/16	1,0	+	0.74	5	37,40
D118-350	350	14	65	2 9/16	1,0	+	0.80	5	42,70

- For long continuous and straight cuts
- Extra long blade is ideal for cutting through metal sheets
- D218 – Painted handles
- D118 – PVC dipped handles
- Available as right cutter (in 300 mm dimension also available as left cutter)




## Standard tin snips

### Shape cutting punch snips



№	<a>		<b>		↓ ↑ max.	⊙	⚖	📦	€
	mm	"	mm	"					
D214-250	250	10	37	1 7/16	1,0	++	0.47	5	34,10
D214-250L	250	10	37	1 7/16	1,0	++	0.47	5	34,10
D214-275	275	11	43	1 11/16	1,0	++	0.58	5	38,30
D114-250	250	10	37	1 7/16	1,0	+	0.47	5	24,10
D114-250L	250	10	37	1 7/16	1,0	+	0.47	5	24,10
D114-250-SB	250	10	37	1 7/16	1,0	+	0.48	5	25,10




- For short, straight and curved cuts (especially small radii)
- Very slick cutting head
- D214 – Painted handles
- D114 – PVC dipped handles
- Available in right or left cutting versions

### Punch snips



№	<a>		<b>		↓ ↑ max.	⊙	⚖	📦	€
	mm	"	mm	"					
D207-250	250	10	42	1 5/8	1,0	++	0.49	5	30,90
D207-250L	250	10	42	1 5/8	1,0	++	0.49	5	30,90
D207-275	275	11	42	1 5/8	1,0	++	0.55	5	34,20
D207-275L	275	11	42	1 5/8	1,0	++	0.55	5	34,20
D207-300	300	12	47	1 7/8	1,0	++	0.60	5	38,50
D207-300L	300	12	47	1 7/8	1,0	++	0.60	5	38,50
D107-225	225	9	38	1 1/2	1,0	+	0.37	5	20,60
D107-225-SB	225	9	38	1 1/2	1,0	+	0.38	5	21,60
D107-250	250	10	42	1 5/8	1,0	+	0.49	5	22,10
D107-250L	250	10	42	1 5/8	1,0	+	0.49	5	22,10
D107-250-SB	250	10	42	1 5/8	1,0	+	0.50	5	23,10
D107-250L-SB	250	10	42	1 5/8	1,0	+	0.50	5	23,10
D107-275	275	11	42	1 5/8	1,0	+	0.55	5	24,10
D107-275L	275	11	42	1 5/8	1,0	+	0.55	5	24,10
D107-275-SB	275	11	42	1 5/8	1,0	+	0.56	5	25,10
D107-300	300	12	47	1 7/8	1,0	+	0.60	5	26,40
D107-300L	300	12	47	1 7/8	1,0	+	0.60	5	26,40




- For short, straight and curved cuts
- D207 – Painted handles
- D107 – PVC dipped handles
- Available in right or left cutting versions

## Standard tin snips

### Punch snips with curved blades D 208



No	<a>		<b>		↓ max. ↓ mm	⌚	⚖	📦	€
	mm	"	mm	"					
D208-275	275	11	40	1 9/16	1,0	++	0.51	5	74,50
D208-275L	275	11	40	1 9/16	1,0	++	0.51	5	74,50




- Especially for circular cuts
- Semi-circular edges
- Painted handles
- Available in right or left cutting versions

### Universal snips



No	<a>		<b>		↓ max. ↓ mm	⌚	⚖	📦	€
	mm	"	mm	"					
D206-250	250	10	68	2 11/16	1,0	++	0.43	5	36,50
D106-250	250	10	68	2 11/16	1,0	+	0.43	5	26,10
D106-250-SB	250	10	68	2 11/16	1,0	+	0.44	5	27,10



- For straight and curved cuts
- D206 – Painted handles
- D106 – PVC dipped handles
- Available only in right cutting version

### Universal snips with wide blade



No	<a>		<b>		↓ max. ↓ mm	⌚	⚖	📦	€
	mm	"	mm	"					
D106A-250	250	10	67	2 5/8	1,0	+	0.45	5	26,40
D106A-250-SB	250	10	67	2 5/8	1,0	+	0.46	5	27,40



- For straight and curved cuts (large radii)
- PVC dipped handles
- Available only in right cutting version




# Standard tin snips

## Berlin pattern snips



Nº	<a>		<b>		↓ ↑ max.	⌚	⚖	📦	€
	mm	"	mm	"					
D202-250	250	10	60	2 3/8	1,0	++	0.48	5	26,00
D202-300	300	12	79	3	1,0	++	0.72	5	32,50
D102-225	225	9	55	2 3/16	1,0	+	0.44	5	17,60
D102-250	250	10	60	2 3/8	1,0	+	0.48	5	18,40
D102-250-SB	250	10	60	2 3/8	1,0	+	0.49	5	19,40
D102-300	300	12	79	3	1,0	+	0.72	5	22,90
D102-300-SB	300	12	79	3	1,0	+	0.73	5	23,90



- For straight cuts
- D202 – Painted handles
- D102 – PVC dipped handles
- Available only in right cutting version

## English pattern snips



Nº	<a>		<b>		↓ ↑ max.	⌚	⚖	📦	€
	mm	"	mm	"					
D159-200	200	8	46	1 7/8	1,0	+	0.29	6	12,70
D159-250	250	10	57	2 1/4	1,0	+	0.49	6	15,70
D159-300	300	12	68	2 11/16	1,0	+	0.63	6	19,90
D159-350	350	14	70	2 3/4	1,0	+	0.83	6	23,30




- For straight cuts
- Available only in left cutting version
- Painted handles

# Standard tin snips



## American pattern snips


No	<a>		<b>		↓ max. ↓	⌚	⚖	📦	€
	mm	"	mm	"					
D146-200	200	8	41	1 5/8	1,0	+	0.32	6	14,50
D146-250	250	10	54	2 1/3	1,0	+	0.47	6	16,80
D146-300	300	12	68	2 11/16	1,0	+	0.67	6	21,60
D146-350	350	14	72	2 13/16	1,0	+	0.77	6	29,20



- For straight cuts
- Available only in left cutting version
- PVC dipped handles

## Display DVK, unstocked

No	Width x depth x height	⚖	€
DVK	500 x 250 x 180 (350)	3.74	138,80




- Wire display for up to 42 snips, 6 different types of snips
- With label, adhesive label and scanner rail
- For counter and perforated panel

**NEW**

## Display DVK2, unstocked

No	Width x depth x height	⚖	€
DVK2	190 x 275 x 255 (340)	1.35	50,10



- Wire display for up to 10 snips, 2 different types of snips
- With advertising plate and sticker for D39ASS and D39ASSL or "neutral" for other snips types
- For counter and perforated panel

## General purpose snips



D48A-2 combi-snips – multi-purpose comfort with angled edges.

The D49-2 Electricians' scissors – for multicore cables with diameter up to 10 mm.

### Universal range of services – and applications

These versatile multi-purpose snips are equally at home in the toolbox, kitchen gadget drawer or garden shed. Always and everywhere. The hard stainless steel blades are well suited both for cutting thin metal sheets as well as a variety of

soft materials such as paper, fabrics and cardboard. Also works well for cutting flowers and light pruning. The handles are plastic with a soft cushion insert for comfort and to prevent slipping. Ergonomic design makes this snip a pleasure to use!

# Multi-purpose cutters

- ERGO-handle for increased comfort – reduced hand fatigue!
- Stainless steel blades
- On carded hang pack

## Multi-purpose cutters

N <sup>o</sup>	<a>		<b>		kg	qty.	€
	mm	"	mm	"			
D47-2	140	5 1/2	31	1 1/4	0.05	15	14,30
D48-2	190	7 1/2	42	1 5/8	0.11	10	15,70



## Angled combi snips

- ERGO-handle for increased comfort – reduced hand fatigue!
- Stainless steel blades
- Offset blades
- On carded hang pack

N <sup>o</sup>	<a>		<b>		kg	qty.	€
	mm	"	mm	"			
D48A-2	190	7 1/2	36	1 3/8	0.11	10	16,50



## Cable cutters

- ERGO-handle for increased comfort – reduced hand fatigue!
- For multicore cables with diameter up to 10 mm
- Stainless steel blades
- On carded hang pack

N <sup>o</sup>	<a>		kg	qty.	€
	mm	"			
D49-2	165	6 1/2	0.12	10	16,50



## MULTISNIP Master

- For long continuous straight and curved cuts
- All metal parts are made of stainless steel
- Handle made of robust fibreglass-reinforced plastic with a soft material insert
- On carded hang pack

N <sup>o</sup>	<a>		<b>		mm	kg	qty.	€
	mm	"	mm	"				
D51A	235	9 1/4	50	2	0,4	0.22	5	17,50





## Multi-purpose cutters

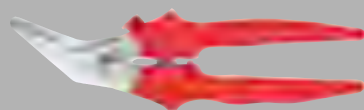
N <sup>o</sup>	←a→		←b→		kg	qty.	€
	mm	"	mm	"			
D47	140	5 1/2	31	1 1/4	0.08	15	11,60
D48	190	7 1/2	42	1 5/8	0.12	10	12,80



- Stainless steel blades
- Edges with serrations for slip-proof working
- On carded hang pack

## Angled combi snips

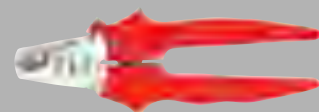
N <sup>o</sup>	←a→		←b→		kg	qty.	€
	mm	"	mm	"			
D48A	190	7 1/2	38	1 1/2	0.11	10	13,70



- Stainless steel blades
- Offset blades
- Edges with serrations for slip-proof working
- On carded hang pack

## Cable cutters

N <sup>o</sup>	←a→		kg	qty.	€
	mm	"			
D49	160	6 1/4	0.12	10	13,70



- For multicore cables with diameter up to 10 mm
- Stainless steel blades
- On carded hang pack

## Combinox

N <sup>o</sup>	←a→		←b→		kg	qty.	€
	mm	"	mm	"			
D50	190	7 1/2	40	1 9/16	0.14	10	20,50



- Stainless steel blades
- Ergonomically designed handles with soft-insert
- With wire guide for cutting binding wire to Ø 2.5 mm
- Circular cutting to stop for stripping cable from Ø 1.0 to 1.5 mm
- On carded hang pack

## Folding utility knives and multitool

# Razor sharp cuts



### Your benefits at a glance:

- 1 Blade change mechanism**  
Lever for safe locking of blades. This mechanism permits a quick and easy blade change.
- 2 Soft thumb pad**  
Soft plastic thumb pad allows maximum pressure.
- 3 Storage compartment**  
Safe storage of spare blades so they are always quickly accessible.
- 4 Release lever**  
It needs just a short push on the metal release lever to unlock the knife so that it can be safely folded.

- **DBKPH-EU:** Comfortable plastic handle; thumb cushion for max. contact pressure; blade compartment with 5 replacement blades included
- **DBKWH-EU:** High quality wooden handle
- **DBKAH-EU:** Light weight aluminium handle
- Quick blade exchange
- Belt clip
- On carded hang pack

### Folding utility knife


№	<a>		<b>		⚖ kg	📦 qty.	€ V6
	mm	"	mm	"			
DBKPH-EU	160	6 1/4	28	1 1/8	0.22	12	19,70
DBKWH-EU	160	6 1/4	28	1 1/8	0.20	12	18,50
DBKAH-EU	160	6 1/4	28	1 1/8	0.14	12	17,30



DBKPH-EU



DBKWH-EU



DBKAH-EU



All knives will be delivered in an attractive sales presenter.  
Sale to dealers in packaging units only.

# Folding utility knives

## Knife-set DBKPH

N <sup>o</sup>	Layout	☐ qty.	€
			V6
DBKPH-SET	DBKPH Folding locking utility knife with convenient nylon storage case <ul style="list-style-type: none"> <li>■ + 15 pc. standard blade DBK-T</li> <li>■ + 5 pc. hook blade DBK-H</li> <li>■ + 2 pc. linoleum blade DBK-L</li> <li>■ + 2 pc. scoring blade DBK-A</li> </ul>	8	29,40




The knife-set will be delivered in an attractive sales presenter.  
Sale to dealers in packaging units only.

## Spare blades

N <sup>o</sup>	← a →		Content per unit pcs.	☐ qty.	€
	mm	"			V6
DBK-T	60	2 3/8	10	1	3,20
DBK-H	50	2	10	1	5,40
DBK-L	87	3 1/2	5	1	5,90
DBK-A	80	3 1/3	5	1	5,90

\*DBK-A: Available while stocks last



## Multitool

N <sup>o</sup>	Overall length open		Overall length closed		← b →		⚖ kg	☐ qty.	€
	mm	"	mm	"	mm	"			V6
DBST	175	7	100	4	55	2 3/16	0.36	8	26,70



The Multitool will be delivered in an attractive sales presenter.  
Sale to dealers in packaging units only.



- Knife with comfortable plastic handle
- Practical nylon zip-up case
- Four different blades for different tools
- On carded hang pack

- Suitable for all BESSEY bladed folding utility knives
- On carded hang pack

- 1 Multitool with 7 options: Shears, blade, saw, file, Phillips head screwdriver and large and small slotted screwdriver
- Cuts: Leather, rope, vinyl, thin cable, cord, thin plastic, paper and much more besides
- With a robust belt pouch for secure, it provides handy storage
- Stainless steel handle with soft cushioned elements for slip-free work
- On carded hang pack

**Jewellers' and thin sheet snips**

## **High-precision edges**



**Best BESSEY quality with the highest precision**

**BESSEY has over 80 years of experience in manufacturing metal cutting snips. We use this unmatched know-how in all our products. This**


**becomes self evident to all who use one of these fine jewellers' snips. Having the best quality tools pays off again and again wherever highest precision is required.**

**Jewellers' and thin sheet snips – wide variety of styles for precision cutting of thin metals!**



## Jewellers' snips

No	Description	<a>		<b>		kg	qty.	€
		mm	"	mm	"			
D70-1	Straight edges	180	7	31	1 1/4	0.13	12	12,10
D71-1	Curved edges	175	7	32	1 1/4	0.13	12	13,80



## Jewellers' snips

No	Description	<a>		<b>		kg	qty.	€
		mm	"	mm	"			
D72-1	Straight edges	180	7	31	1 1/4	0.11	12	12,10



## Jewellers' snips

No	Description	<a>		<b>		kg	qty.	€
		mm	"	mm	"			
D74-1	Straight edges	180	7	34	1 3/8	0.09	12	11,80
D75-1	Curved edges	175	7	33	1 5/16	0.09	12	13,80



## Jewellers' snips

No	Description	<a>		<b>		kg	qty.	€
		mm	"	mm	"			
D76-1	Straight edges	180	7	26	1	0.14	12	13,90



- Closed handles
- Completely nickel coated

- Open handles
- Completely nickel coated



- With handle loops
- Completely nickel coated

- Closed handle with spring
- Completely nickel coated

## Household and multi-purpose shears

### Multi-purpose shears



- Stainless steel blades
- Comfortable handles loops with soft cushion inserts
- On carded hang pack


N <sup>o</sup>	<a>		<b>		⚖ kg	📦 qty.	€ V5
	mm	"	mm	"			
D820-200	200	7 7/8	80	3 1/3	0.07	12	13,00
D820-250	250	10	105	4 1/4	0.10	12	17,80



### Multi-purpose shears

- Stainless steel blades
- Comfortable handles loops with soft cushion inserts
- On carded hang pack

N <sup>o</sup>	<a>		<b>		⚖ kg	📦 qty.	€ V5
	mm	"	mm	"			
D821-160	160	6 1/4	70	2 3/4	0.04	12	9,80
D821-180	180	7	80	3 1/3	0.06	12	11,50




### Electricians' scissors



- Nickel plated serrated blades
- With a wire cutter


N <sup>o</sup>	<a>		<b>		⚖ kg	📦 qty.	€ V5
	mm	"	mm	"			
D53	125	5	40	1 9/16	0.07	12	12,10



# Household and multi-purpose shears

## Household and dressmakers' shears


N <sup>o</sup>	←a→		←b→		⚖ kg	📦 qty.	€ V5
	mm	"	mm	"			
D840-150	150	6	50	2	0.07	12	9,30
D840-180	180	7	77	3	0.09	12	12,10



- Completely nickel coated

## Paperhangers' and paper shears

N <sup>o</sup>	←a→		←b→		⚖ kg	📦 qty.	€ V5
	mm	"	mm	"			
D851-250	250	10	105	4 1/4	0.17	12	22,20



- Completely nickel coated
- Oblong and round handle loops

## Paperhangers' and paper shears

N <sup>o</sup>	←a→		←b→		⚖ kg	📦 qty.	€ V5
	mm	"	mm	"			
D853-200	200	8	95	3 3/4	0.08	12	15,50



- Completely nickel coated

## Industrial and professional shears

N <sup>o</sup>	←a→		←b→		⚖ kg	📦 qty.	€ V5
	mm	"	mm	"			
D860-200	200	8	80	3 1/3	0.24	6	16,10
D860-225	225	9	85	3 1/4	0.27	6	20,20
D860-250	250	10	90	3 1/2	0.36	6	25,00



- Robust design
- Black handle
- Oblong and round handle loops

## Safety strap cutter

# One-handed cutting of strong steel straps



### Secure – with just one hand!

With the D123S BESSEY offers you the unique, single-handed operation steel strap cutter, which can even cut through 32 x 1 mm hardened steel straps. This means that over half of all commonly-used packaging straps can be cut, for example, steel strapping on wooden crates. With an overall length of just 260 mm it is very short and so light and easy to handle. The cutter head is flat formed and can be easily slid underneath tightly tensioned straps. During the cutting process a retainer holds the strap tightly and thus prevents it from springing up dangerously. If you are looking for safe handling using only one hand, then the D123S is unbeatable – simply peerless!

### Your benefits at a glance:

#### 1 Tempered cutter head

The tempered fine-cast cutter head cuts steel straps up to 32 x 1 mm. The cutting edge is induction hardened for long service life.

#### 2 Strap holding element

The holding-down element made of polymer material prevents the strap from snapping upwards. For your safety.

#### 3 Compound leverage

Compound leverage reduces the effort required considerably. This improves productivity while reducing hand fatigue for the worker.

#### 4 Ergonomic handle

The plastic grips on the ergonomically designed handles have soft cushion inserts that further reduce hand fatigue for the worker. The soft cushion inserts also keep the hand from slipping on the grips.



## Steel strap cutters

### Safety strap cutter with compound leverage


N <sup>o</sup>	<a>		<b>		kg	qty.	€ V5
	mm	"	mm	"			
D123S	260	10 1/4	38	1 1/2	0.55	5	121,60
D123S-SB	260	10 1/4	38	1 1/2	0.60	5	122,60



- Cutting of steel straps up to 32 x 1 mm with just one hand
- Holds banding tightly during cutting to prevent banding from springing up
- ERGO-handle for increased comfort – reduced hand fatigue!

### Steel strap cutter

N <sup>o</sup>	<a>		<b>		kg	qty.	€ V5
	mm	"	mm	"			
D122N	225	9	31	1 1/4	0.40	5	33,50



- The lower holder prevents band ends from springing up
- For band width up to 25 mm, band thickness up to 0.6 mm
- Flat lower jaw easily slips under taut banding
- Painted handles

### Steel strap cutter

N <sup>o</sup>	<a>		<b>		kg	qty.	€ V5
	mm	"	mm	"			
D122A	260	10 1/4	30	1 3/16	0.42	5	30,70
D122A-SB	260	10 1/4	30	1 3/16	0.43	5	31,70



- Flat lower jaw easily slips under taut banding
- High price to performance ratio
- For band width up to 25 mm, band thickness up to 0.6 mm
- PVC dipped handles

**Tools for sheet metal work and plumbing**

## **Special tools for specialists**



**Developed by professionals in the field of cutting technology**


**Being specialists ourselves, we know what specialists appreciate: highest quality and maximum reliability. Tools for sheet metal work –**

**and plumbing by BESSEY provide you with both. These drop-forged, quality steel tools distinguish themselves due to their robustness and durability. Designed to the highest standards and to be the best! Designed to never let you down! Designed to be in your toolbox, because you want only the best!**

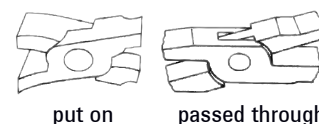
Tools for sheet metal work and plumbing. Highest professional quality.

## Seaming and clinching pliers

№	Form	Pivot screw version	Opening width		<a>		kg	qty.	€
			mm	mm	mm	"			
D33-60	straight	passed through	60	280	11	0.60	6	65,20	
D331-40	straight	put on	40	280	11	0.65	6	48,00	
D331-60	straight	put on	60	280	11	0.69	6	38,50	
D331-80	straight	put on	80	320	12 3/4	0.95	5	77,00	
D34-60	45° bent	passed through	60	270	10 3/4	0.72	6	74,80	
D341-40	45° bent	put on	40	270	10 3/4	0.69	6	58,10	
D341-60	45° bent	put on	60	270	10 3/4	0.71	6	41,20	
D341-80	45° bent	put on	80	320	12 3/4	0.92	5	86,10	
D35-60	90° bent	passed through	60	255	10	0.76	6	77,90	
D351-60	90° bent	put on	60	255	10	0.75	6	46,90	



- Forged in quality steel
- Black powder coated
- Minimum jaw depth straight 60 mm
- Minimum jaw depth bent 50 mm

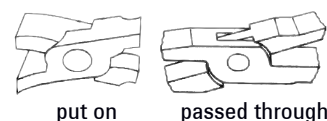


## Seaming and clinching pliers, PVC-coated handle

№	Form	Pivot screw version	Opening width		<a>		kg	qty.	€
			mm	mm	mm	"			
D33-60-P	straight	passed through	60	280	11	0.60	6	67,00	
D331-60-P	straight	put on	60	280	11	0.68	6	40,40	
D34-60-P	45° bent	passed through	60	270	10 3/4	0.72	6	76,70	
D341-60-P	45° bent	put on	60	270	10 3/4	0.72	6	43,20	
D35-60-P	90° bent	passed through	60	255	10	0.76	6	79,70	
D351-60-P	90° bent	put on	60	255	10	0.75	6	48,70	



- Forged in quality steel
- Black powder coated
- PVC-coated handle
- Minimum jaw depth straight 60 mm
- Minimum jaw depth bent 50 mm



## Mini-folding pliers

№	Form	Pivot screw version	Opening width		<a>		kg	qty.	€
			mm	mm	mm	"			
D331-22	straight	put on	22	180	7	0.21	10	40,40	
D341-22	45° bent	put on	22	180	7	0.21	10	45,20	



- For small and precise seaming – and bending operations
- Forged from quality steel
- PVC-coated handles
- Completely hardened
- Jaw depth straight 30 mm
- Jaw depth bent 28 mm

# Tools for sheet metal work and plumbing

- Forged from quality steel
- PVC-coated handles
- Flat jawed pliers
- Jaw depth 45 mm
- Serration every 0.8 mm


## Flat-nosed pliers for sheet metal work

N <sup>o</sup>	Pivot screw version	<a>		kg	qty.	€
		mm	"			
D301	put on	240	9 1/2	0.40	6	38,20



## Round nosed pliers

N <sup>o</sup>	Pivot screw version	<a>		kg	qty.	€
		mm	"			
D311	put on	260	10 1/4	0.38	6	38,20



- Forged from quality steel
- PVC-coated handles
- Round jawed pliers
- Jaw depth 50 mm
- Serration every 0.8 mm

## Folding pliers


N <sup>o</sup>	Form	Pivot screw version	Opening width	<a>		kg	qty.	€
				mm	"			
D355	straight	put on	30	250	10	0.45	5	57,10



- Forged from quality steel
- Bronzed
- PVC-coated handles

## Corner seaming and clinching pliers

N <sup>o</sup>	Form	Pivot screw version	Opening width	<a>		kg	qty.	€
				mm	"			
D335	straight	put on	60	280	11	0.74	5	82,40




- Forged from quality steel
- Bronzed
- PVC-coated handles
- Jaw depth 65 mm



## Squeeze folding pliers


№	Form	Pivot screw version	Opening width		←a→		kg	qty.	€
			mm	mm	mm	"			
D336	straight	passed through	80	320	12	3/4	0.78	5	120,30



- Forged in quality steel
- Burnished
- PVC-coated handles
- Jaw depth 80 mm

## Crimper

№	←a→		kg	qty.	€
	mm	"			
D36	250	10	0.47	1	40,10



- 3 bottom- and 2 top jaws enable quick and efficient work
- Self-opening
- Completely galvanised
- PVC-coated handles
- Jaw depth 28 mm

## Gutter support bowing pliers

№	←a→		kg	qty.	€
	mm	"			
D396	680	20	3.15	1	104,30



- 10 mm recess width for gutter irons up to 40 x 6 mm
- Head made of rust-proof malleable cast iron
- Gliding role for protecting the plastic-coated gutter irons

# Alphabetic register

<b>A</b>		<b>F</b>	
Accessories	16, 26, 29, 38, 45, 47, 50, 64, 95	Fitters' clamp	39
All-steel screw clamp	25, 26, 27	Flat-nosed pliers	166
All-steel table clamp	103	Flooring and clamping system	123
Aluminium mini clamp	101	Flooring clamp	123
American pattern snips	152	Folding utility knife	156, 157
Angle clamp	109	Frame clamp	89
Angle door frame straightening clamp	118	Framing set	88
Area pressure clamp	89		
Aviation snips D16/D16L/D16S	139	<b>G</b>	
		Grip plier	55
<b>B</b>		Gutter support bowing pliers	167
Band clamps	107		
BAS-C compact clamp	70	<b>H</b>	
BAS-CB compact clamp	70	High-performance clamp	36, 37, 38, 39
Base unit	71	Horizontal toggle clamp	78, 79, 80, 83
Berlin pattern snips	151	Household and dressmakers' shears	161
<b>C</b>		<b>I</b>	
Cable cutters	154, 155	Industrial and professional shears	161
Cast iron screw clamp	101		
C-clamp	53	<b>J</b>	
C-frame edge clamp	112	Jewellers' snips	159
C-grip	55		
Clamp trolley	126, 127	<b>K</b>	
Clamping elements for welding tables	62, 63, 64, 65, 67, 115	K Body Extender	88
Clamping elements for workbenches	114	K Body REVO	87
Claw clamp	47	Kantenfix	111
Claw machine clamp	72	KliKlamp	99
Clippix	105	KombiKlamp	41
Combinox	155		
Cutter	157	<b>L</b>	
		Lever clamp	32, 33
<b>D</b>		Light duty bar clamp U-style	100
Deep throat clamp	21		
Demonstration trolley	126	<b>M</b>	
Display	152	Machine table clamp	70, 72, 73
Door frame assembly	118	Malleable cast iron screw clamp	15, 16, 17, 18, 19, 20, 21
Door frame brace extension	117	Metal angle clamp	59
Door frame clamp	117	Mini folding pliers	165, 166, 167
Door frame straightening clamp	117	Mitre clamping system	109
DSET15	141	Multi angle pad	57
DSET16	139	Multi-function tool	157
DSET29-15	136	Multi-purpose cutters	154, 155
DSET-SF3	147	Multi-purpose shears	160
DuoKlamp	92	MULTISNIP Longstyle D22A	138
		MULTISNIP Master D51A	154
<b>E</b>		Multitool	157
Earth (ground) clamp	56		
Edge clamp	112	<b>O</b>	
Edge clamp Kantenfix	111	Omega screw clamp	29
Electricians' scissors	160	One-handed clamp	91, 93
English pattern snips	151	One-handed edge clamp	111
Extender	88		

<b>P</b>		<b>U</b>	
Paperhangers' and paper shears	161	U-clamp	44, 45
Parallel grip	55	UniKlapp	89
Parallel screw clamp	101	Universal snips	150
Pelican snips D218/D118	148	Universal snips with wide blade	150
Pelican snips HSS D418	145	U-shaped all-steel screw clamp	44
Pipe clamping	119	U-shaped high-performance clamp	44, 45
Pipe clamping set	57	U-shaped lever clamp	45
Pipe grip	55		
Pipe-pulling pliers	167	<b>V</b>	
Plate girder	112	Variable high-performance clamp	50, 51
POS Presentation	126, 127, 152	Vario corners	107
Pressure cap strips	16, 26, 29	VarioClippix	105
Pressure piece	47	Variogrip	55
Punch snips D207/D107	149	Vertical toggle clamp	77
Punch snips HSS D407	144		
Punch snips with curved blades	150	<b>W</b>	
Push/pull clamp	81, 82	Welding clamp set	59
		Window installation clamp	118
<b>Q</b>		Wood Klemmy	101
Quick clamp	77, 78, 79, 80, 81, 82, 83	Wrench with T-bar	71
<b>R</b>			
Rafter clamps	95		
Round nosed pliers	166		
<b>S</b>			
Safety strap cutter with compound leverage	163		
Sash clamp	119		
Seaming tool	124, 125		
Shape and straight cutting snips D08	138		
Shape and straight cutting snips D15A	141		
Shape and straight cutting snips D17ASS / D17A	138		
Shape and straight cutting snips D216/D116	147		
Shape and straight cutting snips D216-280-B-SBSK	148		
Shape and straight cutting snips D27A	137		
Shape and straight cutting snips D29ASS-2	136		
Shape and straight cutting snips D39ASS	135		
Shape and straight cutting snips HSS D27AH	144		
Shape and straight cutting snips HSS D416	145		
Shape and straight cutting snips TiN D27AH-TiN	143		
Shape cutting punch snips D214/ D114	149		
Shape cutting snips D27	137		
Shape cutting snips D29SS-2	136		
Spacer	123		
Spare blades	157		
Special pressure plate	38, 45, 50, 64, 95		
Spring clamp	105		
Steel strap cutter	163		
Straight cutting snips D27B	137		
Straight cutting snips D29BSS-2	136		
<b>T</b>			
Table clamp	88, 102, 103		
Telescopic drywall support	121		
Tilting K Body clamp adapter	88		
Toggle clamp	78, 79, 80, 81, 82		
Tools for sheet metal work and plumbing	165, 166, 167		