

Datasheet

FFP masks

Protection against Dust, Mist & Fumes



Smart Pocket Series

FFP1 NR D



2370 non valved



2375 with Ventex®-valve

FFP2 NR D



2470 non valved



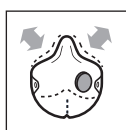
2475 with Ventex®-valve

FFP3 NR D



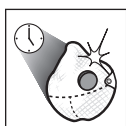
2575 with Ventex®-valve

CHARACTERISTICS



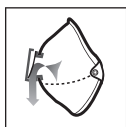
ActivForm®

Automatically fits to the face.
No manual adjustments by the user are necessary.



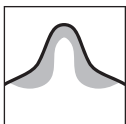
DuraMesh®

Masks have a strong and durable structure.



Ventex®-valve

Starts to open even at low exhalation pressure and significantly reduces moisture and heat inside the mask.



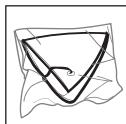
Nose seal

The flexible nose seal improves fit and provides optimum wearing comfort.



Folded

All qualities of a traditional cup mask but easier to carry around - easy handling with one step unfolding process.



Individually packed

Protected from dust and kept hygienic before use.



Dolomite clogging test

Masks have passed the Dolomite clogging test.
Better breathing resistance for longer.



100% PVC-FREE

All Moldex products and packaging are completely free from PVC.

NR (non reusable) = Single use.

Comfortable and durable throughout the whole shift

CERTIFICATION

The Moldex Smart Pocket FFP-masks meet the requirements of EN149:2001 + A1:2009 and are CE-marked in accordance with the requirements of European Directive 89/686/EEC. The IFA (0121) Germany is responsible for both type examination (Article 10) and monitoring of production (Article 11). The products are manufactured in an ISO 9001:2000 certified plant.

MATERIALS

Filter Layer, Inner Shell, DuraMesh®: Polypropylene,
Ethylene-vinyl acetate (EVA)

Nose Seal: Polyethylene

Exhalation valve: Synthetic Rubber, Polypropylene

Head Strap: Synthetic Rubber

WEIGHT

2370: 12 g **2375:** 16 g **2470:** 12 g **2475:** 16 g **2575:** 18 g

AREAS OF USE

Level	WEL	Hazard type
		Examples
FFP1	4 x	FINE DUSTS, FUMES, WATER AND OIL BASED MISTS/AEROSOLS Against non-toxic dusts, e.g. Aluminium Oxide, Bauxite, Borax, Brick Dust, Cellulose, Cement, Coal Dust, Gypsum, Limestone, Plaster of Paris, Pollen, Portland Cement, Sucrose, Sugar
FFP2	10 x	FINE TOXIC DUSTS, FUMES, WATER AND OIL BASED MISTS/AEROSOLS Against toxic dusts, e.g. Aluminium Oxide, Bauxite, Borax, Brick Dust, Cellulose, Cement, Coal Dust, Gypsum, Limestone, Plaster of Paris, Pollen, Portland Cement, Sucrose, Sugar, Brake Dust, Calcium Oxide, China Clay, Concrete Dust, Cotton Dust, Granite, Hay, Lead Dust and Fume, Particulate Welding Fumes (no heavy metal), Silica, Sodium Hydroxide, Wood Dust (softwood), Zinc Oxide Fume
FFP3	20 x	FINE TOXIC DUSTS, FUMES, WATER AND OIL BASED MISTS/AEROSOLS As FFP2 but at higher concentrations, plus: Ceramic Fibres, Chromates, Chromium, Cobalt, Nickel, Micro Organisms, radioactive and biochemical active Aerosols

(WEL = Workplace Exposure Limit)

Datasheet

FFP masks

Protection against Dust, Mist & Fumes



Total inward leakage

Ten test subjects perform a variety of exercises. During the exercises the amount of test aerosol that penetrates the filter, face seal and valve are sampled. The total inward leakage of 8 out of 10 test subjects shall not exceed the following levels:

Category	FFP1	FFP2	FFP3
max. total inward leakage	22 %	8 %	2 %

The filter penetration after loading the filter with 120 mg paraffin oil according to DIN EN 149:2001 + A1:2009 shall not exceed the following levels:

Category	FFP1	FFP2	FFP3
max. Filter penetration	20 %	6 %	1 %

Flammability

4 respirators are passed through a 800°C (+/- 50°C) flame with a speed of 6 cm/s. After passing through the flame the respirator has to self-extinguish.

Breathing Resistance

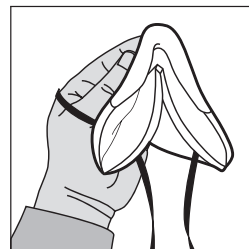
The breathing resistance produced by the filter of the respirator is tested at an airflow of 30 l/min and 95 l/min.

Category	max. breathing resistance	
	30 l / min	95 l / min
FFP1	0,6 mbar	2,1 mbar
FFP2	0,7 mbar	2,4 mbar
FFP3	1,0 mbar	3,0 mbar

INSTRUCTIONS FOR USE

- The user has to be trained and instructed in wearing the mask.
- FFP masks do not protect against gases and vapours.
- The oxygen concentration of the ambient atmosphere should be at 19,5 % Volume.
- These respirators may not be used if the concentration type, and properties of contaminants in the ambient atmosphere are unknown or at dangerous levels.
- Respirators should be disposed if damaged, if the breathing resistance becomes high due to clogging, or at the end of a shift.
- Never tamper with, alter or modify the respirator.

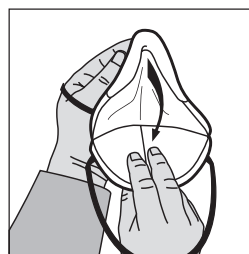
INSTRUCTIONS FOR FITTING



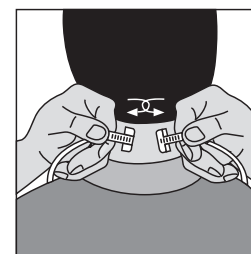
1.



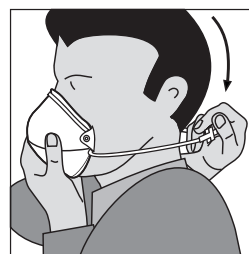
4. Pull upper strap and place on back of head.




2.



5. During breaks unclip strap.



3. Place respirator on chin and pull loop over head tight to the neck.



6. Let mask hang around your neck.

INFO

For help on selection and training please contact us. We offer a wide range of training packages and support material.

MOLDEX-METRIC AG & Co. KG
Unit 9, Glaisdale Point
Off Glaisdale Drive, Bilborough
Nottingham. NG8 4GP

Tel.: +44 (0)115 985 4288
Fax: +44 (0)115 985 4211
www.moldex-europe.com
info@uk.moldex-europe.com