




WIFI

ENDOSCOPE

91648



1.1 INTRODUCTION:

USER MANUAL FOR: WIFI Endoscope
Stock No: 91648, Part No: WIFIENDO

1.2 REVISIONS:

Date first published April 2017.

As our user manuals are continually updated, users should make sure that they use the very latest version.

Downloads are available from:

<http://drapertools.com/manuals>

Draper Tools Limited, Hursley Road, Chandler's Ford, Eastleigh, Hampshire, SO53 1YF UK

Website: drapertools.com

Product Helpline: +44 (0) 23 8049 4344

General Fax: +44 (0) 23 8026 0784

1.3 UNDERSTANDING THIS MANUALS SAFETY CONTENT:

WARNING! – Information that draws attention to the risk of injury or death.

CAUTION! – Information that draws attention to the risk of damage to the product or surroundings.

1.4 COPYRIGHT © NOTICE:

Copyright © Draper Tools Limited.

Permission is granted to reproduce this publication for personal and educational use only. Commercial copying, redistribution, hiring or lending is prohibited.

No part of this publication may be stored in a retrieval system or transmitted in any other form or means without written permission from Draper Tools Limited.

In all cases this copyright notice must remain intact.

These instructions accompanying the product are the original instructions. This document is part of the product, keep it for the life of the product passing it on to any subsequent holder of the product. Read **all** these instructions before assembling, operating or maintaining this product.

This manual has been compiled by Draper Tools describing the purpose for which the product has been designed, and contains **all** the necessary information to ensure its correct and safe use. By following **all** the general safety instructions contained in this manual, it will ensure both product and operator safety, together with longer life of the product itself.

All photographs and drawings in this manual are supplied by Draper Tools to help illustrate the operation of the product.

Whilst every effort has been made to ensure the accuracy of information contained in this manual, the Draper Tools policy of continuous improvement determines the right to make modifications without prior warning.

3.1 WARRANTY

Draper tools have been carefully tested and inspected before shipment and are guaranteed to be free from defective materials and workmanship.

Should the tool develop a fault, please return the complete tool to your nearest distributor or contact

Draper Tools Limited, Chandler's Ford, Eastleigh, Hampshire, SO53 1YF, England.

Telephone Sales Desk: (023) 8049 4333 or Product Help Line (023) 8049 4344.

A proof of purchase **must** be provided with the tool.

If upon inspection it is found that the fault occurring is due to defective materials or workmanship, repairs will be carried out free of charge. This warranty period covering labour is 12 months from the date of purchase except where tools are hired out when the warranty period is 90 days from the date of purchase. The warranty is extended to 24 months for parts only. This warranty does not apply to any consumable parts, any type of battery or normal wear and tear, nor does it cover any damage caused by misuse, careless or unsafe handling, alterations, accidents, or repairs attempted or made by any personnel other than the authorised Draper warranty repair agent.

Note: If the tool is found not to be within the terms of warranty, repairs and carriage charges will be quoted and made accordingly.

This warranty applies in lieu of any other warranty expressed or implied and variations of its terms are not authorised.

Your Draper warranty is not effective unless you can produce upon request a dated receipt or invoice to verify your proof of purchase within the warranty period.

Please note that this warranty is an additional benefit and does not affect your statutory rights.

Draper Tools Limited.

INTRODUCTION

SCOPE

With built in wifi connection, this endoscope quickly connects to your smartphone/tablet and allows image capturing and video recording, which gets stored directly to your device.

Uses include pipe work, sewage inspection, machine equipment, engines, parts assembly, construction sites, etc.

Any application other than that it is intended for is classified as misuse.

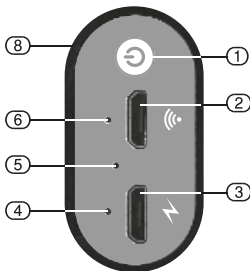
SPECIFICATION

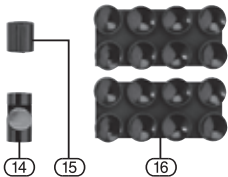


Stock No.....	91648
Part No.	WIFIENDO
Camera.....	2MP (640x480, 1280x720)
Focal distance	40-100mm
Battery life (full charge)	90mins (approx)
Lighting type	6 adjustable LED's
View angle	70°
Transmission distance.....	5-30M
Capacity	800mAh
Frequency	2.425GHz - 2.493GHz
IP rating	IP67
Support system	IOS,Android,Windows

TECHNICAL DESCRIPTION

IDENTIFICATION

- ① Power.
- ② Camera input.
- ③ Charging, input.
- ④ Battery indicator (red)
- ⑤ Reset
- ⑥ WIFI signal indicator (green)
- ⑦ 8mm camera
- ⑧ Powerbank/WIFI box.
- ⑨ 3.5m semi rigid wire (approx.)
- ⑩ Brightness control.
- ⑪ Magnet.
- ⑫ Hook
- ⑬ USB charger cable
- ⑭ Side mirror.
- ⑮ Fixing sleeve
- ⑯ Self-adhesive suction pads.





1. iPhone

Search for "WiFi Check"  the App Store or Scan QR code, and download it.

Android

Search for "WiFi Check"  the google play or Scan QR code, and download it.



2. Install "WiFi Check" app.

3. Press the power switch (1), the red light (4) indicates power is on.
After 10 seconds, the Green light (6) indicates that the wifi signal is working.

4. Connect the WIFI Endoscope Camera to (2) on the wifi box.
Turn on the wifi of your phone/tablet, after 15 seconds, name of "WiFi Check-XX" will show on your list of wifi. Click it, to connect automatically.

Open the app, the Green light (6) will flash to indicate that the wifi has connected successfully.

Helpline: +44 (0) 23 8049 4344 Sales Desk: +44 (0) 23 8049 4333

General Enquiries: +44 (0) 23 8026 6355 internet: drapertools.com email: sales@drapertools.com

Draper Tools Limited, Hursley Road, Chandler's Ford, Eastleigh, Hampshire. SO53 1YF UK