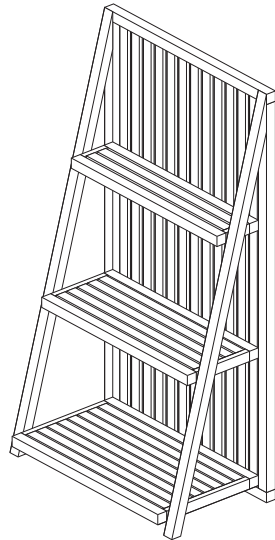


Garden Creations Plant Stand

English SS409

Assembly Instructions



Biocidal Products Regulation EU 528/2012
 Korasit® KS treated wood is a treated article that incorporated biocidal products: copper hydroxide carbonate, N,N-didecyl-N-methylpoly ammoniumpropionate. They protect wood against fungal decay, rot and insect attack. Keep away from food, drink and animal feeding stuffs. Avoid breathing dust when cutting treated wood.

Before assembly

- We recommend that time is taken to read the instructions before starting assembly, then follow the easy step by step guide. The instruction sheet is only a guide to the assembly. Certain items may not be shown to scale.
- Check all components prior to assembly
- This product should be assembled by no less than two people
- Drill Pilot hole for each screw if necessary

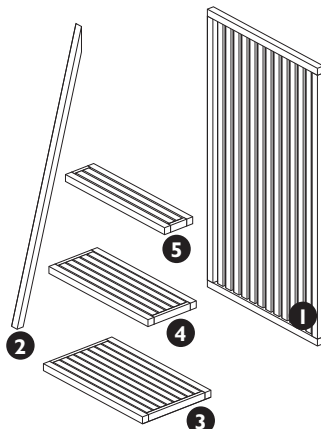


Recommended tools for assembly

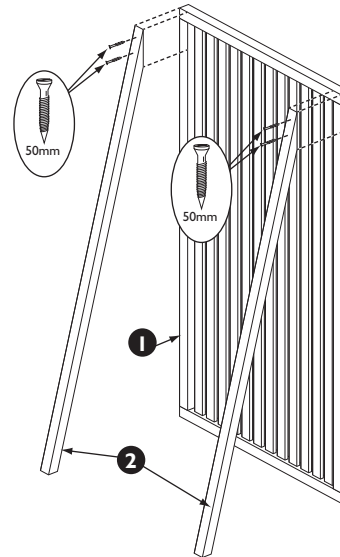
- Power drill/screwdriver
- 3mm drill bit
- Crosshead screwdriver bit

No.	Components	Qty.
1	Panel	1
2	Angled legs	2
3	Large shelf	1
4	Medium shelf	1
5	Small shelf	1

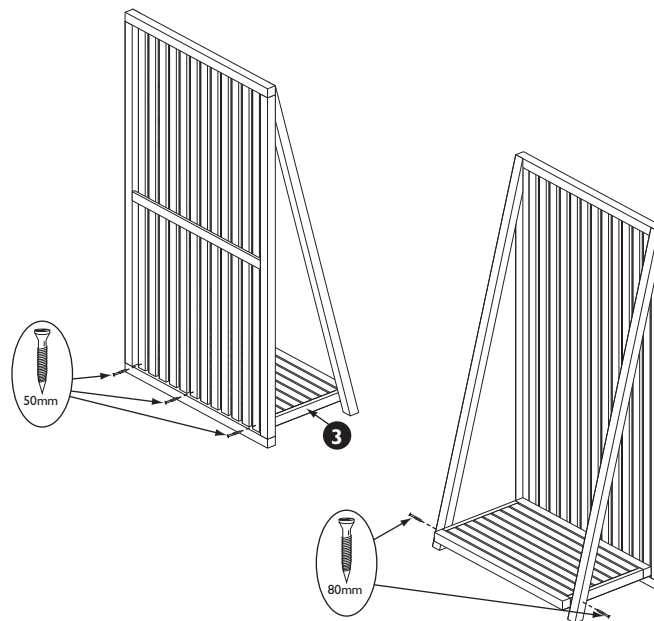
No.	Fixing Kit	Qty.
6	80mm screws	6
7	50mm screws	13



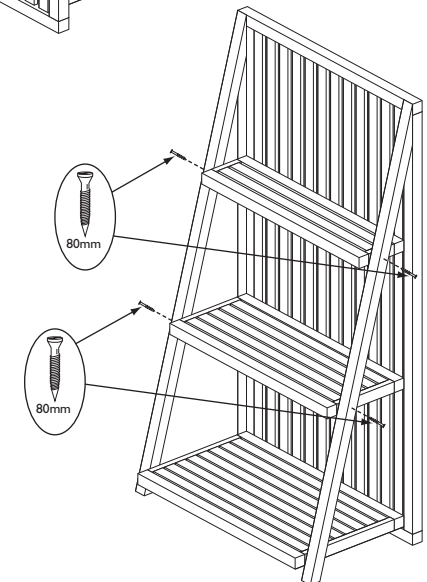
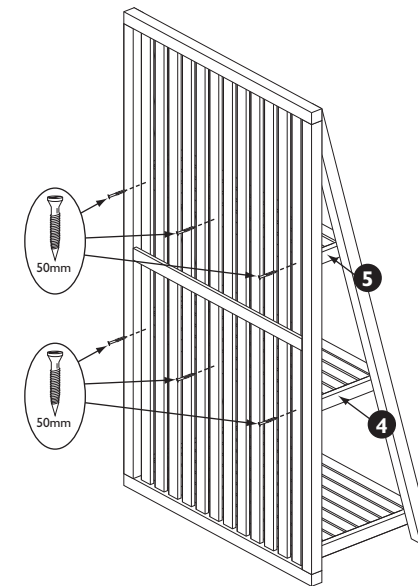
1. Angled Legs



2. Large shelf



3. Medium and small shelf



We constantly improve the quality of our products, occasionally the components may differ from the components shown and are only correct at time of printing. We reserve the right to change the specification of our products without prior notice.