

AQUALISA

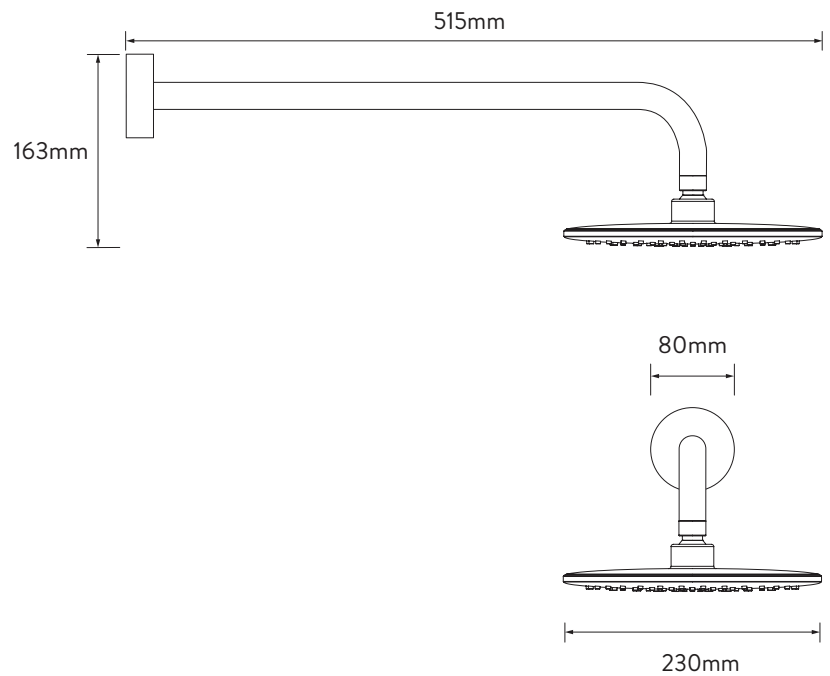
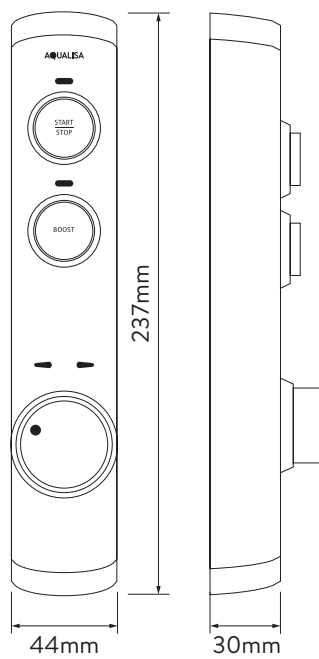
iSYSTEM™ SMART CONCEALED

ISD.A1.BFW.21

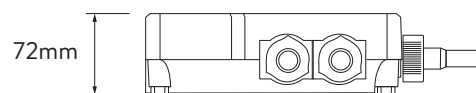
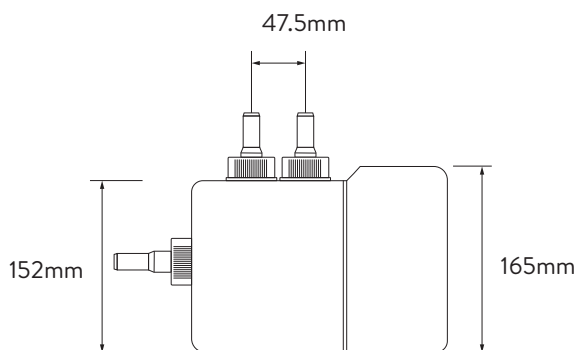
WITH FIXED WALL DRENCHER - HP/COMBI

DIMENSIONAL DRAWINGS

CONTROLLER



AQUALISA SMARTVALVE™



AQUALISA

iSYSTEM™ SMART CONCEALED

ISD.A1.BFW.21

WITH FIXED WALL DRENCHER - HP/COMBI

TECHNICAL SPECIFICATIONS

Minimum pressure requirements	1 bar
Maximum pressure requirements	7 bar
Aqualisa SmartValve™ inlet fitting connections	15mm push fit
Valve inlet centres	48mm
Inlet supply positions	Hot right, cold left
Aqualisa SmartValve™ outlet fitting connection	15mm push fit
Permissible Aqualisa SmartValve™ sitting location	Loft, airing cupboard, under bath
Supply temperature	Cold inlet temperature 1°C (minimum) Cold inlet temperature 15°C (maximum) Hot inlet temperature 65°C (maximum)
Water system	HP / Combi / Boosted gravity
Features	One touch start/stop control
	LED display indicates when pre-selected temperature has been reached
	Compatible with wired remote control
	Boost button for enhanced flow
	Wi-Fi & App compatible – control your product with your smart phone and smart home device e.g. Alexa, Google
	App functions include start/stop, shower timer, user dashboard, usage tracker and help & support
	Aqualisa SmartValve™
Colour	Chrome
Guarantee period	5-year guarantee – shower unit
	2-year guarantee – shower head
Approvals	CE Marking