



INSTRUCTIONS FOR

ROLLCABS 6-10 DRAWER

MODEL NO'S: AP2406, AP2408, AP2410

Thank you for purchasing a Sealey product. Manufactured to a high standard, this product will, if used according to these instructions, and properly maintained, give you years of trouble free performance.

IMPORTANT: PLEASE READ THESE INSTRUCTIONS CAREFULLY. NOTE THE SAFE OPERATIONAL REQUIREMENTS, WARNINGS & CAUTIONS. USE THE PRODUCT CORRECTLY AND WITH CARE FOR THE PURPOSE FOR WHICH IT IS INTENDED. FAILURE TO DO SO MAY CAUSE DAMAGE AND/OR PERSONAL INJURY AND WILL INVALIDATE THE WARRANTY. KEEP THESE INSTRUCTIONS SAFE FOR FUTURE USE.



Refer to instruction manual

1. SAFETY

- WARNING!** Ensure Health & Safety, local authority, and general workshop practice regulations are adhered to when using this product.
- × **DO NOT** open more than one drawer at a time.
- × **DO NOT** step on the drawers.
- × **DO NOT** let children play with the roll cab.
- ✓ Ensure all drawers are fully closed and the self locking catches are activated, before moving the toolbox.
- ✓ Secure the brakes when rollcab is in the desired position.
- ✓ Keep the work area clean, uncluttered and ensure there is adequate lighting.
- × **DO NOT** use in damp work areas.
- WARNING!** The warnings, cautions and instructions referred to in this instruction manual cannot cover all possible conditions and situations that may occur. It must be understood that common sense and caution are factors which cannot be built into this product, but must be applied by the operator.

2. INTRODUCTION

Heavy gauge steel with double wall construction for extra strength and durability. Ball bearing drawer runners provide superior performance and carry heavier loads. Each drawer fitted with catch to prevent accidental opening when being transported around the workshop. Added security provided by side mounted cylinder lock, supplied with two keys. Rubber grip side handles for comfort and ease when manoeuvring. Rust and solvent resistant powder coat paint finish. Fitted with anti-shock protection on all four corners to prevent accidental damage. Features two Ø125mm swivel castors with large toe locks and two fixed wheels. Tough composite top for fitting and securing top box or can be used as a workstation. Unique design fitted with perforated side panels for hanging tools and accessories.

3. SPECIFICATION

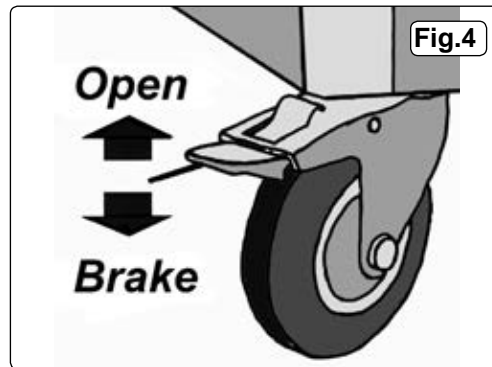
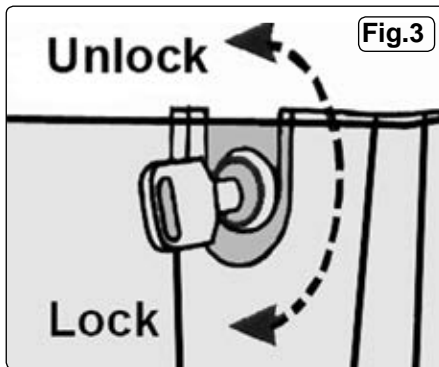
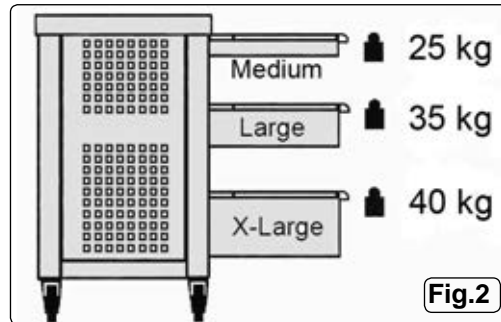
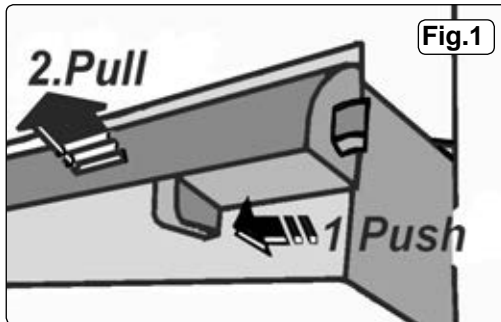
Model No	AP2406	AP2408	AP2410
Overall Size			
Width	765mm	765mm	765mm
Depth	465mm	465mm	465mm
Height	960mm	960mm	960mm
Drawers (Qty)			
Medium	3	6	10
Large	2	2	
X - Large	1		
Drawer Width	535mm	535mm	535mm
Drawer Depth	390mm	390mm	390mm
Drawer Height (Medium)	60mm	60mm	60mm
Drawer Height (Large)	130mm	130mm	
Drawer Height (X - Large)	195mm		

4. ACCESSORIES

Optional Accessories	
Model No	Description
AP24ACC1	Perforated Storage Panel
AP24ACC2	Side Shelf with Paper Roll Holder
AP24ACC3	Document Holder
AP24ACC4	Waste Bin
AP24ACC5	Can and Bottle Holder
AP24ACC6	Drawer Divider 3 x 395 x 58mm
AP24ACC7	Drawer Divider 3 x 395 x 120mm
AP24ACC9	Short Hook Set x 10pcs
AP24ACC10	Medium Hook Set x 10pcs

5. OPERATION

- 5.1. Each drawer is fitted with a catch mechanism on the right hand side, underneath the handle. To open drawer push the catch to the left to release it and pull the drawer open (fig.1).
- WARNING!** Only open one drawer at a time and **DO NOT** overload the drawers, fig.2 shows the maximum weight per drawer size.
- 5.2. When moving the rollcab, ensure that the drawers are closed and locked (fig.3) to prevent accidental opening, release the brakes as shown in fig.4 and move the rollcab using the handles to maintain full control. When the rollcab has been moved to the required location, lock the brakes.
- WARNING! DO NOT** move across slopes of more than 5° as the rollcab may tilt over.



Parts support is available for this product. Please email sales@sealey.co.uk or telephone 01284 757500



ENVIRONMENT PROTECTION

Recycle unwanted materials instead of disposing of them as waste. All tools, accessories and packaging should be sorted, taken to a recycling centre and disposed of in a manner which is compatible with the environment. When the product becomes completely unserviceable and requires disposal, drain any fluids (if applicable) into approved containers and dispose of the product and fluids according to local regulations.

Note: It is our policy to continually improve products and as such we reserve the right to alter data, specifications and component parts without prior notice.

Important: No Liability is accepted for incorrect use of this product.

Warranty: Guarantee is 12 months from purchase date, proof of which is required for any claim.

Sealey Group, Kempson Way, Suffolk Business Park, Bury St Edmunds, Suffolk. IP32 7AR

01284 757500

01284 703534

sales@sealey.co.uk

www.sealey.co.uk