

1. INTRODUCTION

Fast Fit Air Supply Ring Main System

Install your own workshop compressed air ring main quickly and easily with our fast fit compressed air fittings.

A professional compressed air system can be installed quickly and easily, considerably reducing the need for specialist staff and with extensive disruption and downtime reduced to a minimum.

Lightweight yet strong acetal copolymer fittings and nylon pipe runs make handling and assembly far easier than for an equivalent system in galvanised steel.

The system is:

- Quick to install – save up to 40% in time and cost
- Safe, secure and leak proof
- Simple to reconfigure
- Lightweight and easy to handle
- Corrosion resistant and maintenance free
- Available in 15 and 22mm OD

Simple push action pipe fittings do away with preparing threaded tubes or applying solvents and the installed system is immediately ready for use.

Complex pipe and fitting configurations are also assembled more rapidly since the fittings can be disassembled and reconfigured in a flash.

WARNING!

This system MUST NOT be used with explosive gases, petroleum spirits or other fuels.

It is also not suitable for central heating systems.



2. SPECIFICATIONS

2.1. Pipe (Nylon 12, Blue)

Pipe OD15mm22mm
Length3mtr3mtr
Max/Min. Working Temperature+70/-20°C+70/-20°C
Max. Working Pressure10 bar(145psi) @ <23°C10 bar(145psi) @ <23°C
7 bar(100psi) @ 23-70°C7 bar(100psi) @ 23-70°C
Air Flow40cfm78cfm

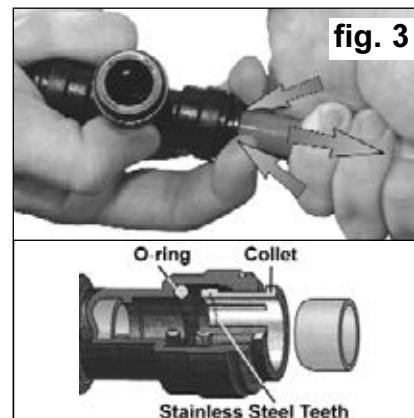


2.2. Fittings

Bore15mm22mm
Acceptable Pipe OD14.90-15.05mm21.90-22.05mm
Max. Torque (threaded fittings)3Nm (plastic)4Nm (plastic)
4Nm (metal)5Nm (metal)

Note: Fittings may also be used with plastic and soft metal pipes provided that the outside diameter of the pipe is within the limits shown above and the outer surface is good quality and undamaged.

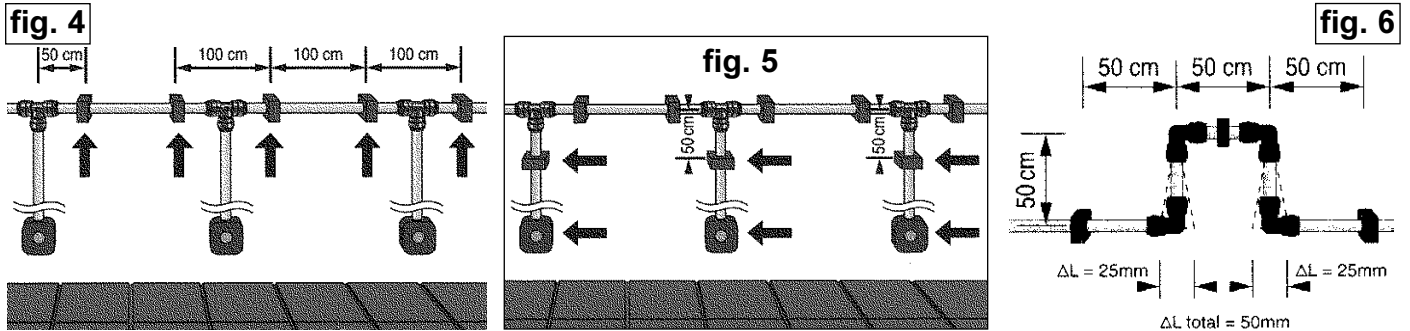
3. JOINTING PROCEDURE

- 3.1. The end of the pipe must be cut square and must be free from burrs and outer surface damage. To achieve this result for every joint use the recommended Sealey Plastic Pipe Cutter PC35 (fig. 1).
- 3.2. Push the end of the pipe fully into the fitting (fig. 2). There is an internal stop in the fitting which the pipe end must contact (fig. 2.A).
- 3.3. Try to pull the pipe from the fitting to check that the joint has 'made' correctly.
- 3.4. To disassemble a joint, press the collet rim down and hold while withdrawing the pipe (fig. 3).

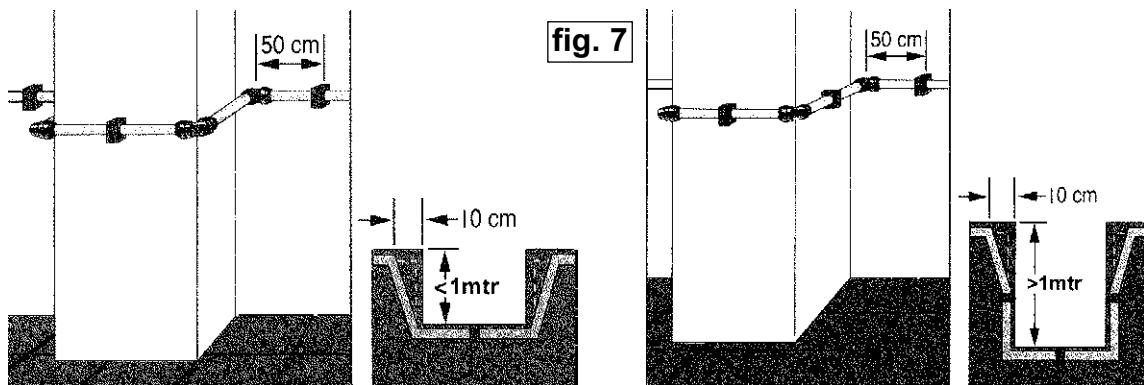


4. INSTALLATION

- 4.1. Clips and clip spacers are available to support the piping (see Section 5) and these should be used within the following parameters:
- Distance between fitting centre and clip centre should be 50cm (fig. 4)
 - Distance between clip centres should be 100cm (fig. 4)
 - Clip horizontal runs first (fig. 4) and then clip vertical runs with the system lightly pressurised (fig. 5). This will ensure that vertical runs are vertical.
 - Long pipe runs should include an expansion loop every 25mtr (fig. 6).



- 4.2. When routing pipe around pillars etc. gaps between the pipe and the pillar must be provided to allow for expansion, as shown in fig. 7.



5. SYSTEM COMPONENTS

The Sealey CAS System offers the following components:



CAS15NP 15mm x 3mtr Pipe - Pack of 5
CAS22NP 22mm x 3mtr Pipe - Pack of 5



CAS15SC 15mm Straight Connector
 Pack of 5
CAS22SC 22mm Straight Connector
 Pack of 5



CAS15EE 15mm Equal Elbow
 Pack of 5
CAS22EE 22mm Equal Elbow
 Pack of 5



CAS15ET 15mm Equal Tee - Pack of 5
CAS22ET 22mm Equal Tee - Pack of 5



CAS15STA 15mmx1/2" BSP Stem Adaptor
 Pack of 2
CAS22STA 22mmx3/4" BSP Stem Adaptor
 Pack of 2



CAS15SE 15mm Stem Elbow
 Pack of 2
CAS22SE 22mm Stem Elbow
 Pack of 2



CAS2215T 22-15mm Reducing Tee
Pack of 5



CAS2215 22-15mm Reducer
Pack of 2



CAS15P 15mm Black Plug - Pack of 5
CAS22P 22mm Black Plug - Pack of 5



CAS15SA 15mmx1/2" BSP Straight Adaptor
Pack of 2



CASPB Porting Block
5x1/2" BSP Connections + 3 Blanking
Plugs - Pack of 1



CAS15BSA 15mmx1/2" BSPT
Brass Straight Adaptor - Pack of 1
CAS22BSA 22mmx3/4" BSPT
Brass Straight Adaptor - Pack of 1

CAS22SA 22mmx3/4" BSP Straight Adaptor
Pack of 2



CAS15BWE 15mmx1/2" BSP
Brass Wingback Elbow - Pack of 1
CAS22BWE 22mmx3/4" BSP
Brass Wingback Elbow - Pack of 1



CAS15PC 15mm Pipe Clip - Pack of 20
CAS22PC 22mm Pipe Clip - Pack of 20



CASS Pipe Clip Spacer - Pack of 20



CAS22WTT 22mm Water Trap

NOTE: It is our policy to continually improve products and as such we reserve the right to alter data, specifications and component parts without prior notice.

IMPORTANT: No liability is accepted for incorrect use of this equipment.

WARRANTY: Guarantee is 12 months from purchase date, proof of which will be required for any claim.

INFORMATION: For a copy of our latest catalogue and promotions call us on 01284 757525 and leave your full name and address, including postcode.



Sole UK Distributor,
Sealey Group,
Bury St. Edmunds, Suffolk.

01284 757500

01284 703534

e-mail sales@sealey.co.uk

www.sealey.co.uk