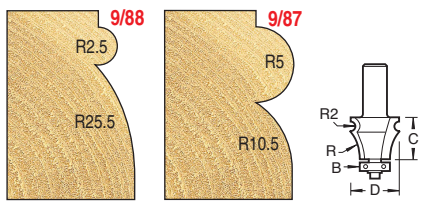


### BEARING GUIDED DECORATIVE BEAD

Decorative edge mould for shelves. Edge moulding applications only.



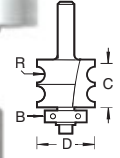

Ref. 9/88



R mm	R2 mm	D mm	C mm	B mm	Product Ref.	Shank Dia. 1/2"
25.5	2.5	25.4	22.0	16.0	9/88	£49.40 +
10.5	5.0	25.4	22.0	16.0	9/87	£49.40 +

### BEARING GUIDED DUAL BEAD

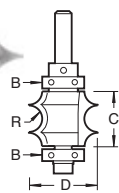

Can be used to make single, double or corner beads.



R mm	D mm	C mm	B mm	Product Ref.	Shank Dia. 1/4"
3.0	22.0	19.0	16.0	9/80	£63.60

### BEARING GUIDED DOUBLE SUNK BEAD

A double sunk bead with bearings fitted onto both shank and cutter. Will create attractive corner mouldings.

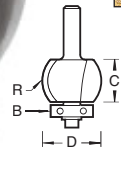



R mm	D mm	C mm	B mm	Product Ref.	Shank Dia. 1/4"
5.0	25.0	22.0	16.0	9/98	£68.91

### CONCAVE SUNK BEAD

These bearing guided cutters are quick to set up and can be used for curved screens, doors etc.

Ref. 8/43



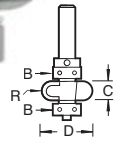

R mm	D mm	C mm	B mm	Product Ref.	Shank Dia. 1/2"
19.5	22.0	25.4	12.7	8/43	£49.66 +

### BEARING GUIDED SUNK BEAD

For creating a concave radius or cove on the edge of furniture and columns.



Ref. 8/53

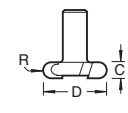
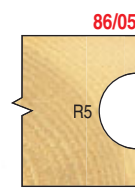


R mm	D mm	C mm	B mm	Product Ref.	Shank Dia. 1/4"
3.2	19.1	6.4	12.7	8/51	£57.67
5.0	22.7	10.0	12.7	8/53	£61.13

### RADIUS SUNK BEAD

Concave beads or radiused bottomed grooves are useful for making drip grooves.

Ref. 86/05

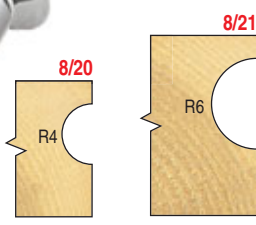


R mm	D mm	C mm	Product Ref.	Shank Dia. 1/2"
5.0	30.0	10.0	86/05	£79.93

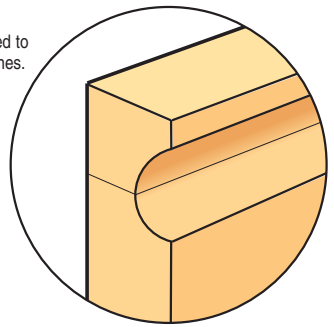
### BEARING GUIDED RADIUS SUNK BEAD

Cutters with guide bearing reduce setting up time for curved workpieces.

Ref. 8/21



Can be used to hide joint lines.



R mm	D mm	B mm	Product Ref.	Shank Dia. 1/4"
4.0	20.7	12.7	8/20	£62.59
6.0	24.7	12.7	8/21	£68.82

