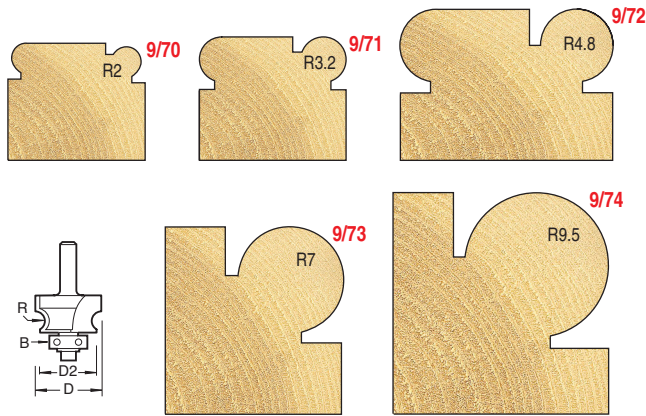



## BEARING GUIDED CORNER BEAD

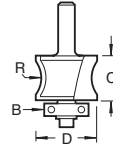
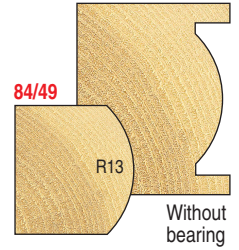
By making a second pass at 90° a full corner bead can be cut.



R mm	R inch	D mm	D2 mm	B mm	Product Ref.	Shank Diameter 1/4"	Shank Diameter 1/2"
2.0	5/64	23.0	20.0	16.0	9/70	£57.67	-
3.2	1/8	22.0	18.9	12.7	9/71	£57.67	-
4.8	3/16	28.0	25.7	16.0	9/72	£70.93	£70.93
7.0	-	31.9	28.6	16.0	9/73	£78.60	£78.60
9.5	3/8	38.1	34.7	16.0	9/74	-	£83.35

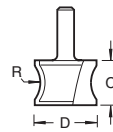
## SUNK BEAD

This quarter radius can produce a sunk bead or a nosing mould. The bearing eases setting up & enables curved edges to be profiled. Ref. 84/49 requires a side-fence for guidance.



### BEARING GUIDED

R mm	D mm	C mm	B mm	Product Ref.	Shank Diameter 1/4"
10.0	22.0	16.0	16.0	9/85	£63.60



### WITHOUT BEARING

R mm	D mm	C mm	Product Ref.	Shank Diameter 1/2"
13.0	25.0	20.00	84/49	£76.49

## SUNK BEAD

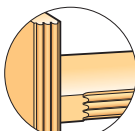
Gives a narrow appearance to a board edge. Requires a side-fence for guidance.



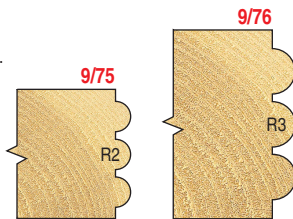
R mm	D mm	C mm	Product Ref.	Shank Diameter 1/4"
3.0	22.0	10.0	84/09	£62.59

## MULTI-BEAD/REED

Ideal for shelves. Edge moulding applications only.



Attractive edge to a shelf.

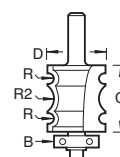
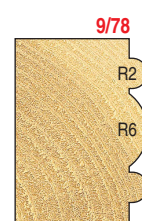


### BEARING GUIDED

R mm	D mm	C mm	B mm	Product Ref.	Shank Diameter 1/4"	Shank Diameter 1/2"
2.0	20.0	20.0	16.0	9/75	£76.49	£76.49
3.0	22.0	25.0	16.0	9/76	-	£63.60

## REED EDGE MOULD

Decorative edge moulds for shelf edges.



### BEARING GUIDED

R mm	R2 mm	D mm	C mm	B mm	Product Ref.	Shank Dia. 1/2"
3.0	5.0	25.0	25.0	19.0	9/77	£51.29 +

+ While stocks last

All prices are exclusive of VAT