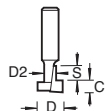

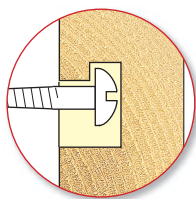




KEYHOLE

For picture hanging flush to the wall. Plunge cutter and move forward, then retract out from entry hole. A template is recommended. For No.8 and No.10 screw heads. Not suitable for grooving applications.



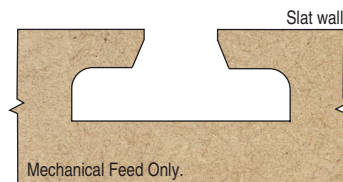
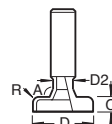
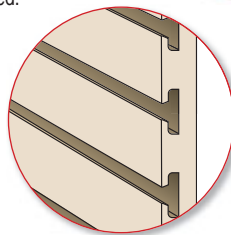
INST Instructions supplied

D mm	D2 mm	C mm	S mm	Product Ref.	Shank Diameter
9.5	4.5	4.5	5.5	C120	1/4" 8mm
					£21.57 £20.94 +

SLAT WALL

Heavy duty 'T' slot cutter for clamping and hanging applications.

▲ 10mm diameter relief cut required.



A Deg.	R mm	D mm	D2 mm	C mm	Product Ref.	Shank Dia.
119°	3.0	30.0	10.5	7.0	C120A	1/2" £52.99

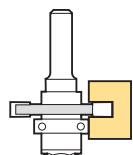
BEARING GUIDED TONGUE & GROOVER SET

A one-piece set. Parts are inter-changed on the arbor to alter the set-up. For use in a router table only.


INST Instructions supplied

Timber thickness

Min. 15.0mm
Max. 18.0mm

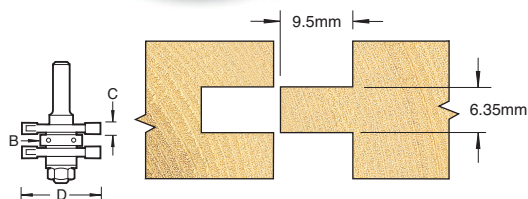



Groove set-up.



Tongue set-up

▲ 18,000



D mm	C mm	B mm	Product Ref.	Shank Diameter
41.0	6.35	22.0	C158	1/4" 8mm 1/2"
				£43.81 £43.81 £43.81

BEARING GUIDED MATCHLINING SET

A complete cutter set for producing matchlining. Jointing parts are inter-changed on the arbor to change the mode of the cutter.

Set Ref. C255 can be converted to Ref. C256, and vice-versa, by purchasing the respective groover.

INST Instructions supplied

A 6.0mm tongue is obtained using the set Ref. C255.

Timber thickness

Min. 15.0mm
Max. 19.0mm



C255

45°

Ref. C255
Matchlining groove set-up



▲ 18,000

A 4.0mm tongue is obtained using the set Ref. C256.

Timber thickness

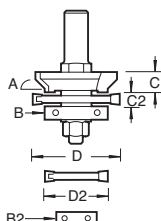
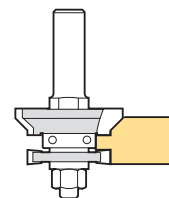
Min. 10.0mm
Max. 17.0mm



C256

45°

Matchlining tongue set-up



A Deg.	D mm	D2 mm	C mm	C2 mm	B mm	B2 mm	Product Ref.	Shank Dia.
45°	47.0	34.0	11.0	6.0	34.0	22.0	C255	1/2" £95.43
45°	47.0	34.0	11.0	4.0	34.0	22.0	C256	1/2" £95.43