

SPECIALIST WORKTOP JIGS

A range of popular specialist jigs designed to rout apertures in worktops, corner radii, hot rods grooves, belfast/butler sink apertures and drainer grooves with a variety of templates and accessories to complete the job quickly, accurately and to a high standard.

APERTURE & RADIUS JIG

For routing apertures, recesses and radii in kitchen worktops to fit a range of sinks, hobs and to suit curved cabinets.

- Made from machined solid phenolic.
- Cuts both internal and external radius with the use of pins or engraved sight lines.
- 90° angle and straight slot to allow for a hob or sink aperture to be routed.

Straight slot for cuts up to 830mm long.


- Radius curves at 40mm, 60mm, 80mm, 100mm, 150mm and 250mm.
- External radii of 50mm, 100mm and 200mm.
- 45° end cut, plus 26mm and 35mm cabinet door hinge recess facility.

AR/JIG £106.09

Size: 1000 x 390 x 12mm, weight 4.6kg.



COMPATIBILITY
www.trend-uk.com/compatibility



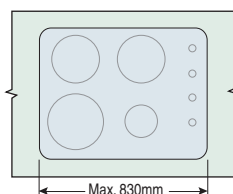
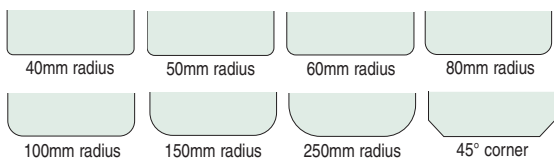
Hob



Radius corner



Cuts circular hinge holes
26mmØ & 35mmØ



INCLUDES:

4 x Pins



REPLACEMENT PART:

	Product Ref.	Price
1. Pins 10mmØ (4 pack)	KWJ/PIN/4	£7.37

ACCESSORIES:

	Product Ref.	Price
2. TCT Router cutters		
Professional	3/83DX1/2TC	£38.36
CraftPro	C153DX1/2TC	£28.58
3. Guide bush 30mm	GB30/A	£9.80
4. F-clamps (2 required)	FC/200	£16.03



All prices are exclusive of VAT

Router, cutters, rods & clamps not included.