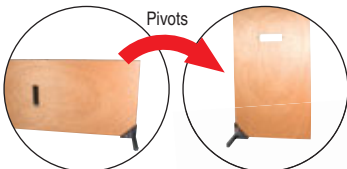


DOOR STAND

Holds door on its edge while routing a hinge recess and mortise for locks.

- Allows door to be tilted back to assist fitting into frame.
- Holds door securely while routing, planing and drilling.
- Non-scratch base.
- Adjustable clamp for doors 32mm to 55mm thick.
- Maximum door weight 58kg.

D/STAND/A £50.17



Support for routing hinges & mortises.

Support to assist fitting door to frame or lining.



DOOR LIFTER

Foot operated lifter to support door while fitting frame into door.

- Slides under door and stays flat and stable until ready to activate the lift with users foot.
- Cam design with internal weight to keep level for ease of use.
- Ideal for pinned hinges.
- Lifts door 38mm (1-1/2") high and supports maximum weight 108kg.
- Hanging hole for storage.

D/LIFT/A £18.32



trend-uk.com/video



DOOR CLAMP

Holds door while drilling and fitting locks.

- No set-up time needed.
- No more searching for alternative door stops.
- Padded to prevent door and floor damage.
- For doors up to 55mm thick.

D/CLAMP/A £23.69




DOOR SKATE

Allows doors and sheet material to be moved around workshop more easily.

- For sheet/doors up to 45mm thickness.
- Maximum sheet size 2400mm x 1200mm and maximum weight of 226kg.
- Ideal for doors, sheet material, boards and worktops.
- Robust moulded plastic body with large polyurethane wheels, with ball bearings, for smooth operation.

D/SKATE/A £31.78



DOOR & BOARD LIFTER

Allows up, down and side to side movement for easy positioning and fixing of doors, panels and plasterboard.

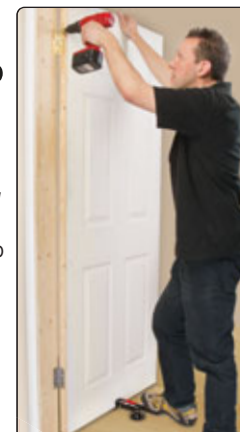
- Foot operated lifter to support door while fitting into door frame, freeing up the users hands.
- 360 degree rotation.
- Lifts door 60mm (2-3/8") high
- Made from metal with non-marring foot pad.
- Raises up parallel to the floor.
- Ideal for carpenters, plasterers, dry liners and locksmiths.

Standard Max. Weight 75kg (165lbs)

D/LIFT/B £20.19

Heavy Duty Max. Weight 200kg (440lbs)

D/LIFT/C + £36.61



Non-slip surface pad to aid grip when operating by foot or knee.



Non-marr pad on jaw face.

Parallel lifting & lowering max. 60mm.

SWIVEL TYPE

Swivel for easy positioning.