

StickyMat System

Overview

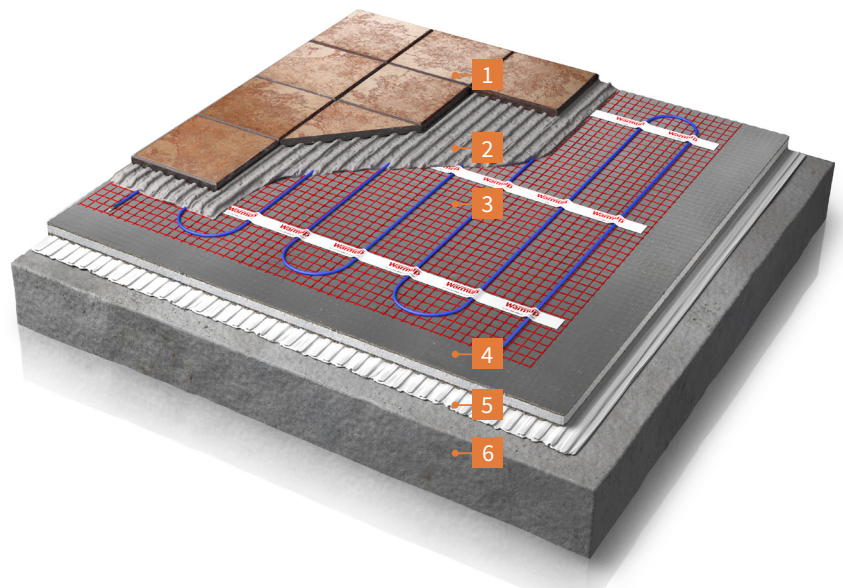
The Warmup StickyMat System is designed for use within the adhesive layer under tiles or within a levelling compound under other floor finishes. The fixed spacing and self-adhesive mat makes installation of regularly shaped rooms quick and easy whilst ensuring precision is maintained. The pressure sensitive adhesive securely binds the mats to the floor, keeping them flat and ensuring the application of tile adhesive is snag free whilst allowing the mats to be easily repositioned as needed.

The ultra-thin, 2mm multistrand, dual core heating cable, is double insulated with an advanced fluoropolymer making it exceptionally tough and easy to tile over.

For floors using a vinyl, carpet, timber or other UFH compatible floor finishes including tiles the system can be covered with a levelling compound to provide a flat and level floor surface. StickyMats are available in both 150W/m² and 200W/m² variants making them ideal for use as the primary heat source within modern homes and most older properties.

FLOOR CONSTRUCTION

- 1 Floor finish
- 2 Tile adhesive or levelling compound
- 3 Warmup StickyMat
- 4 Warmup Coated Insulation Board
- 5 Flexible Tile Adhesive
- 6 Subfloor



Electric
Heating System

0345 345 2288

uk@warmup.com
www.warmup.co.uk


Warmup

The world's best-selling floor heating brand™

Technical Data

TECHNICAL DATA - StickyMat

OPERATING VOLTAGE	220 - 240v: 50Hz
IP RATING	IPX7
WIDTH	500mm
MAT THICKNESS	3mm
CABLE THICKNESS	1.8mm
OUTPUT RATING	150W/m ² 200W/m ²
INNER INSULATION	ETFE
OUTER INSULATION	ETFE
MIN. INSTALLATION TEMP	5°C
CONNECTION	3m LONG "COLDTAIL" CONNECTION



Features

- StickyMats are available in both 150W/m² and 200W/m² variants
- Ultra-thin, 1.8mm cable multistrand, dual core heating cable is double insulated with an advanced fluoropolymer making it exceptionally tough and easy to tile over
- Ideal for regular shaped rooms, where the 0.5m wide mats can be rolled out across the floor in parallel runs.
- Pressure sensitive adhesive securely binds the mats to the floor keeping them flat for fast and secure installation
- BEAB Approved and CE marked meeting the highest safety standards for ultimate piece of mind
- Lifetime Warranty & SafetyNet Installation Guarantee



Technical Data

PRODUCT CODE	AREA TO BE HEATED (m ²)	SPM 150W/m ²			
		POWER (W)	LOAD (A)	RESISTANCE (Ω)	RESISTANCE BANDS (Ω)
SPM 1	1	150	0.65	353	335.4 - 370.7
SPM 1.5	1.5	225	0.98	235	223.3 - 246.8
SPM 2	2	300	1.30	176	167.2 - 184.8
SPM2.5	2.5	375	1.63	141	134.0 - 148.1
SPM 3	3	450	1.96	118	112.1 - 123.9
SPM 3.5	3.5	525	2.28	101	96.0 - 106.1
SPM 4	4	600	2.61	88	83.6 - 92.4
SPM 4.5	4.5	675	2.93	78	74.1 - 81.9
SPM 5	5	750	3.26	71	67.5 - 74.6
SPM 6	6	900	3.91	59	56.1 - 62.0
SPM 7	7	1050	4.57	50	47.5 - 52.5
SPM 8	8	1200	5.22	44	41.8 - 46.2
SPM 9	9	1350	5.87	39	37.1 - 41.0
SPM 10	10	1500	6.52	35	33.3 - 36.8
SPM 11	11	1650	7.17	32	30.4 - 33.6
SPM 12	12	1800	7.83	29	27.6 - 30.5
SPM 15	15	2250	9.78	24	22.8 - 25.2

PRODUCT CODE	AREA TO BE HEATED (m ²)	2SPM 200W/m ²			
		POWER (W)	LOAD (A)	RESISTANCE (Ω)	RESISTANCE BANDS (Ω)
2SPM 0.5	0.5	100	0.44	529	502.6 - 555.5
2SPM 1	1	200	0.87	265	251.8 - 278.3
2SPM 1.5	1.5	300	1.30	176	167.2 - 184.8
2SPM 2	2	400	1.74	132	125.4 - 138.6
2SPM 2.5	2.5	500	2.17	106	100.7 - 111.3
2SPM 3	3	600	2.61	88	83.6 - 92.4
2SPM 3.5	3.5	700	3.04	76	72.2 - 79.8
2SPM 4	4	800	3.48	66	62.7 - 69.3
2SPM 4.5	4.5	900	3.91	59	56.1 - 62.0
2SPM 5	5	1000	4.35	53	50.4 - 55.7
2SPM 6	6	1200	5.22	44	41.8 - 46.2
2SPM 7	7	1400	6.09	38	36.1 - 39.9
2SPM 8	8	1600	6.96	33	31.4 - 34.7
2SPM 9	9	1800	7.83	29	27.6 - 30.5
2SPM 10	10	2000	8.70	26	24.7 - 27.3
2SPM 15	15	3000	13.04	18	16.7 - 18.5

NOTE: To cover larger areas, several kits should be used together.

WARMUP COMPONENTS

Insulation Boards

Warmup® Insulation Boards are a water resistant, insulated tile backer board made of extruded polystyrene, faced on both sides with a fibreglass mesh embedded into a thin cement polymer mortar.

They have high thermal insulation properties for energy efficiency and an added benefit of sound absorption.

INSBOARD - TECHNICAL SPECIFICATIONS

MODEL	THICKNESS (mm)	WIDTH (mm)	LENGTH (mm)	WEIGHT (kg)	R VALUE (m ² .K/W)
INSBOARD6MM	6	600	1250	1.95	0.16
INSBOARD(PK1)	10	600	1250	2.22	0.28
INSBOARD20MM	20	600	1250	2.48	0.58
INSBOARD50MM	50	600	1250	3.26	1.50



Warmup Insulation Boards have zero Ozone Depletion Potential (ODP) and a Global Warming Potential (GWP) of less than 5

Thermostat



4iE® SMART WIFI THERMOSTAT

For Central Heating and Underfloor Heating Systems

Connected to the internet by WiFi, it can be controlled from a smart phone, tablet or computer as well as its own touchscreen interface. It learns how homeowners use their heating and the unique way each zone reacts. It uses this knowledge to suggest ways to save energy, such as what temperature should be set when the area is not in use and when the heating can be turned off earlier with no noticeable impact on comfort.

Personalise your 4iE with uploadable photo backgrounds and changeable, textured overlays.




SmartGeo™

Always at the right temperature automatically, and up to 25% lower energy usage. Just like magic.



EasySwitch™

Always on the best tariff, automatically. Saving on average £210.



Easy to use

Simple and secure set up using WiFi, with 24/7 technical support.

Check out our full range of Bathroom Accessories

Bathroom Accessory Sets

Heated Towel Rails

Bathroom Extractor Fans

Bathroom Lighting

Shower Seats

Grab Rails

Shower Curtains

Toilet Brushes

Bathroom Cleaning Products

Wall Mounted Bathroom Accessories

Robe Hooks

Bathroom Tumblers

Toilet Roll Holders

Soap Dishes

Towel Rings

Shower Caddies

Bathroom Mirrors

Standard Bathroom Mirrors

LED Bathroom Mirrors

Shaving Mirrors

plumbworld
Big brands, small prices.