



INSTRUCTIONS FOR

STAINLESS STEEL WORKBENCH

MODEL NO: **AP1248SS.V2, AP1560SS.V2, AP1872SS.V2, AP2184SS.V2.**

Thank you for purchasing a Sealey product. Manufactured to a high standard, this product will, if used according to these instructions, and properly maintained, give you years of trouble free performance.

IMPORTANT: PLEASE READ THESE INSTRUCTIONS CAREFULLY. NOTE THE SAFE OPERATIONAL REQUIREMENTS, WARNINGS & CAUTIONS. USE THE PRODUCT CORRECTLY AND WITH CARE FOR THE PURPOSE FOR WHICH IT IS INTENDED. FAILURE TO DO SO MAY CAUSE DAMAGE AND/OR PERSONAL INJURY AND WILL INVALIDATE THE WARRANTY. KEEP THESE INSTRUCTIONS SAFE FOR FUTURE USE.



Refer to Instructions

1. SAFETY

- WARNING!** Ensure Health & Safety, local authority, and general workshop practice regulations are adhered to when using this bench.
- ✓ Locate bench in a suitable working area.
- ✓ Keep the work area clean, uncluttered and ensure there is adequate lighting.
- WARNING!** Use bench on level and solid ground, preferably concrete. Avoid tarmac since the bench may sink into the surface.
- ✓ Keep the bench clean and tidy in accordance with good workshop practice.
- ✓ Keep children and unauthorised persons away from the working area.
- * **DO NOT** use the bench for any purpose other than that for which it is designed.
- * **DO NOT** exceed maximum capacity of workbench.
- * **DO NOT** undertake work on the bench without the work piece being adequately secured. Use clamps or a vice (not included) to secure the work piece. Available from your Sealey stockist.
- * **DO NOT** use the bench out of doors.
- * **DO NOT** get the bench wet or use in damp or wet locations or areas where there is condensation.

2. INTRODUCTION

Galvanized steel frame with a 430 grade stainless steel worktop. Features an adjustable bottom shelf for added storage space. Maximum capacity of 145kg on Model No's AP1248SS & AP1560SS, and 170kg on Model No's AP1872SS & AP2184SS. Adjustable feet for levelling the workbench when placed on an uneven surface. Supplied flat packed.

3. SPECIFICATION

Model no: AP1284SS.V2
 Size (W x D x H):..... 1200 x 760 x 890mm
 Bench top capacity:..... 100kg
 Bottom shelf capacity:..... 45kg

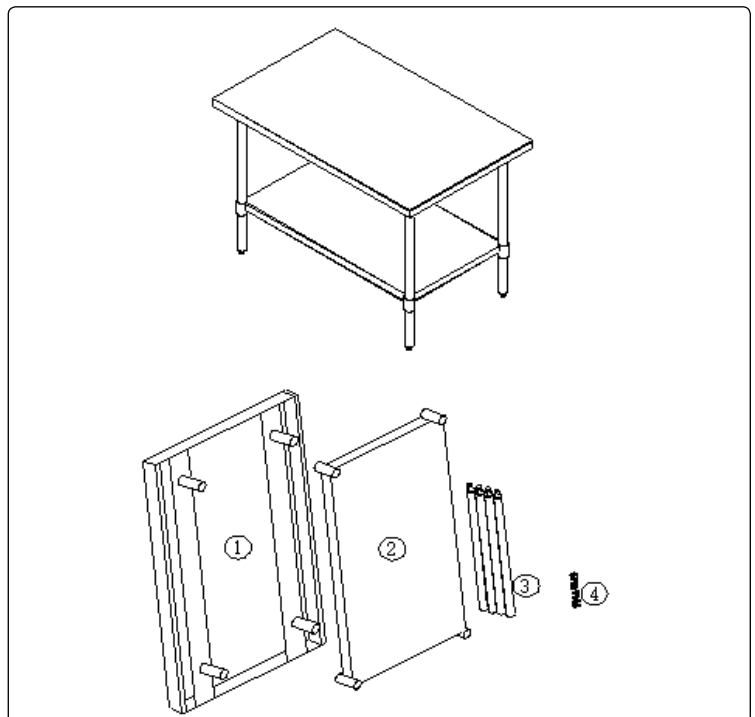
Model no: AP1560SS.V2
 Size (W x D x H):..... 1530 x 760 x 890mm
 Bench top capacity:..... 100kg
 Bottom shelf capacity:..... 45kg

Model no: AP1872SS.V2
 Size (W x D x H):..... 1830 x 760 x 890mm
 Bench top capacity:..... 120kg
 Bottom shelf capacity:..... 50kg

Model no: AP2184SS.V2
 Size (W x D x H):..... 2135 x 760 x 890mm
 Bench top capacity:..... 120kg
 Bottom shelf capacity:..... 50kg

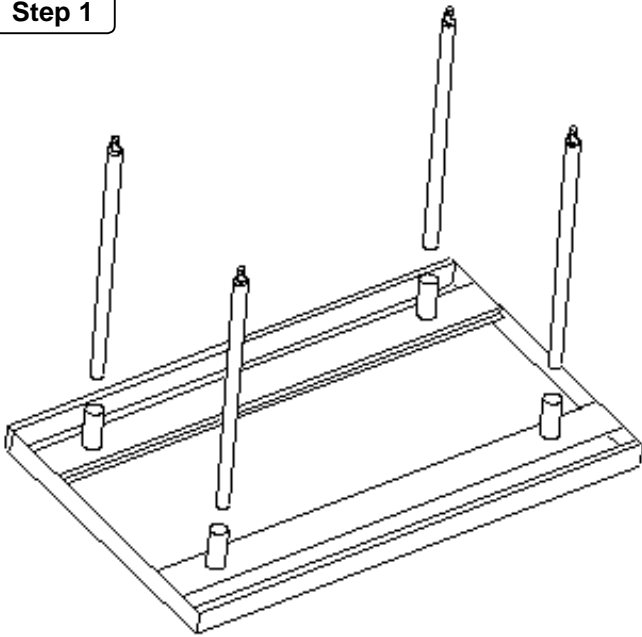
4. CONTENTS

Item	Description	Qty.
1	Table top	1
2	Shelf	1
3	Legs	4
4	Socket screws	8

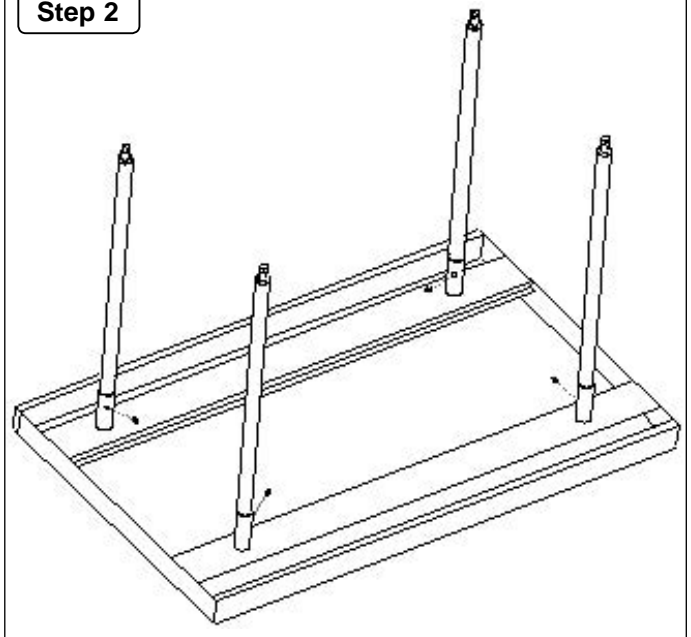


5. ASSEMBLY

Step 1

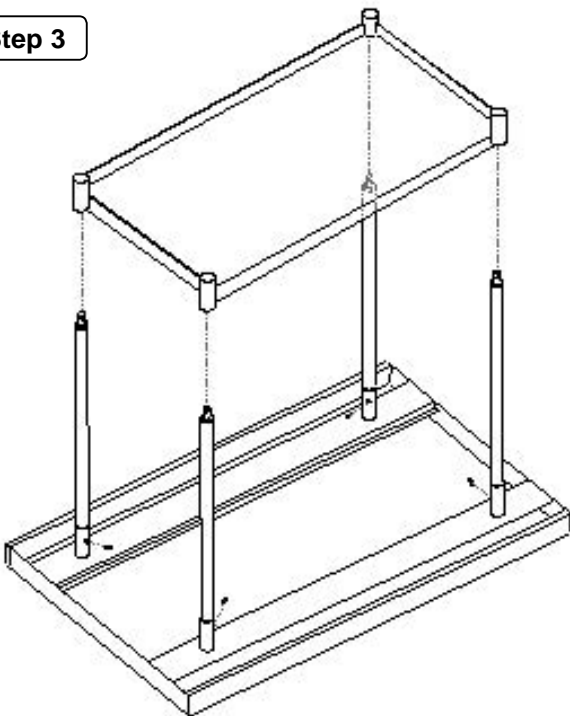


Step 2

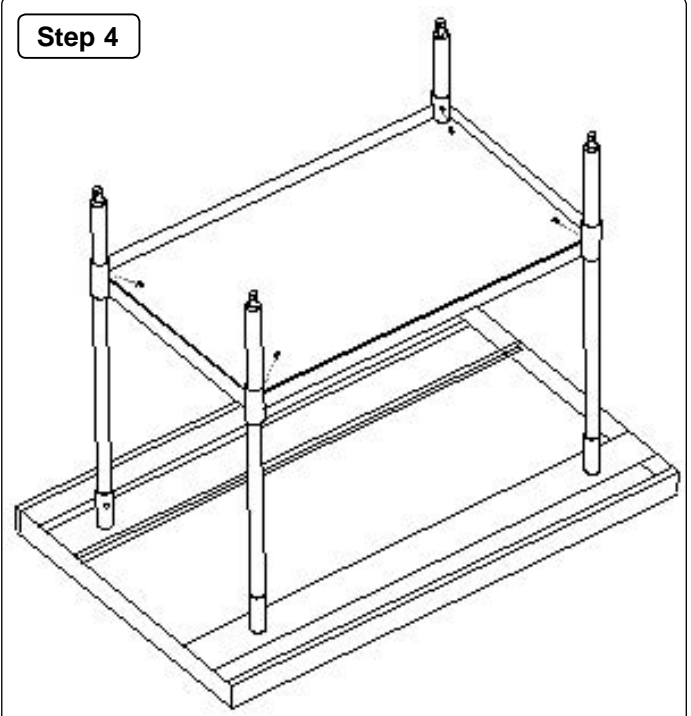


- 5.1. Place the workbench top face down on the floor, use the packaging to avoid scratching, Step 1.
- 5.2. Insert legs into sockets, fasten screws, Step 2.
- 5.3. Pass the shelf over the legs and slide on for at least 230mm, so that the shelf will sit at least 150mm above the floor when completed, Step 3.
- 5.4. Tighten the screws, step 4. Turn workbench over and adjust feet to level unit.

Step 3



Step 4



ENVIRONMENT PROTECTION

Recycle unwanted materials instead of disposing of them as waste. All tools, accessories and packaging should be sorted, taken to a recycling centre and disposed of in a manner which is compatible with the environment. When the product becomes completely unserviceable and requires disposal, drain any fluids (if applicable) into approved containers and dispose of the product and fluids according to local regulations.

Note: It is our policy to continually improve products and as such we reserve the right to alter data, specifications and component parts without prior notice.

Important: No Liability is accepted for incorrect use of this product.

Warranty: Guarantee is 12 months from purchase date, proof of which is required for any claim.

Sealey Group, Kempson Way, Suffolk Business Park, Bury St Edmunds, Suffolk. IP32 7AR



01284 757500



01284 703534



sales@sealey.co.uk



www.sealey.co.uk