



RACKING UNIT WITH 5 SHELVES

(350KG CAPACITY PER LEVEL)

MODEL NO: **AP6350.V3 & AP6350GS.V3**

Thank you for purchasing a Sealey product. Manufactured to a high standard, this product will, if used according to these instructions, and properly maintained, give you years of trouble free performance.

IMPORTANT: PLEASE READ THESE INSTRUCTIONS CAREFULLY. NOTE THE SAFE OPERATIONAL REQUIREMENTS, WARNINGS & CAUTIONS. USE THE PRODUCT CORRECTLY AND WITH CARE FOR THE PURPOSE FOR WHICH IT IS INTENDED. FAILURE TO DO SO MAY CAUSE DAMAGE AND/OR PERSONAL INJURY AND WILL INVALIDATE THE WARRANTY. KEEP THESE INSTRUCTIONS SAFE FOR FUTURE USE.



Refer to instructions



Wear protective gloves

1. SAFETY

- WARNING!** Ensure Health & Safety, and local authority regulations are adhered to when assembling and using this rack.
- ✓ Locate rack in a suitable area where it will not be an obstruction.
- ✓ Keep the general area clean, uncluttered and ensure there is adequate lighting.
- WARNING!** Erect rack on a level and solid surface such as concrete.
- ✓ Keep children and unauthorised persons away from the storage area.
- * **DO NOT** use the rack for any purpose other than that for which it is are designed.
- * **DO NOT** site the rack out of doors.
- * **DO NOT** get the rack wet or use in damp or wet locations or areas where there is condensation.
- * **DO NOT** clean the shelf supports with any solvents which may damage the surface.
- ✓ Ensure that the rack is properly assembled before loading them with heavy items.
- WARNING!** Maximum load for each shelf is 350kg.
- ✓ Where possible the rack should be fixed to the wall with suitable fixings
- ✓ Place heavier items on the lower shelves.
- ✓ Heavier items should be evenly distributed across the shelves.

2. INTRODUCTION

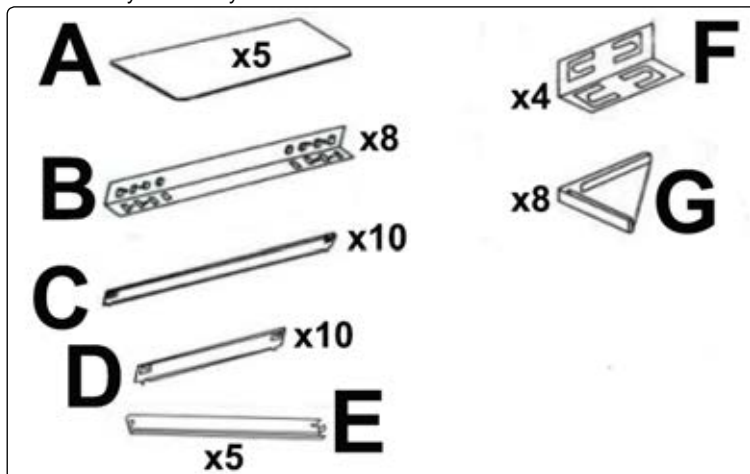
Fully painted steel/galvanised frame with five MDF shelves (AP6350 painted/AP6350GS galvanised). 350kg capacity per level giving a maximum capacity of 1750kg per rack. No nuts and bolts for easy assembly. Clips together in minutes. Two piece uprights allow use as a single bay rack, or split in two separate shelf systems or workstations.

3. SPECIFICATION

Model No..... AP6350.V3/AP6350GS.V3
 Coating..... .Paint/Galvanised
 Height.....1800mm
 Width.....900mm
 Depth.....400mm
 Weight..... 21kg

4. CONTENTS

Carefully unpack the product and check the contents against the list below. Should any items be missing or damaged make immediate contact with your Sealey stockist.

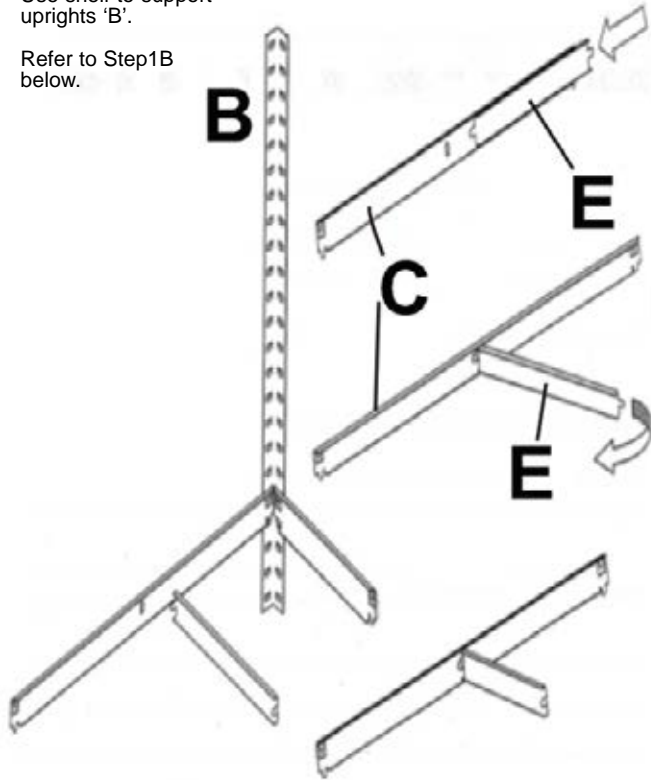


5. ASSEMBLY

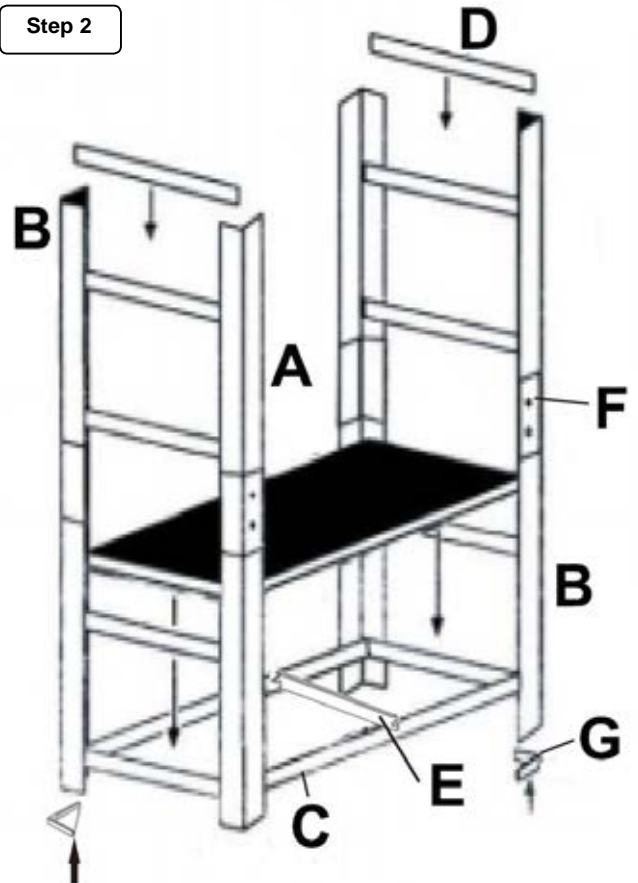
Decide on height of lowest shelf.
Use shelf to support uprights 'B'.

Refer to Step 1B below.

Step 1

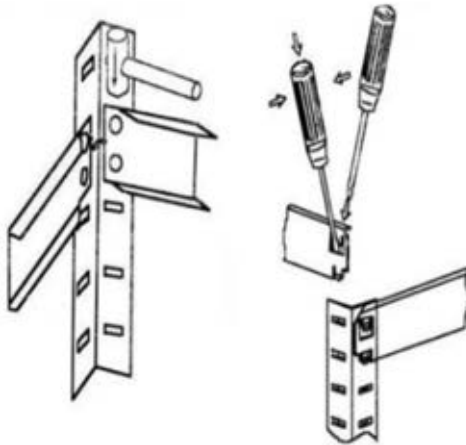


Step 2



Build ends first by joining B sections together refer to Step 2B

Use soft hammer/mallet to tap down horizontal supports.
Use screwdriver to bend tabs down.



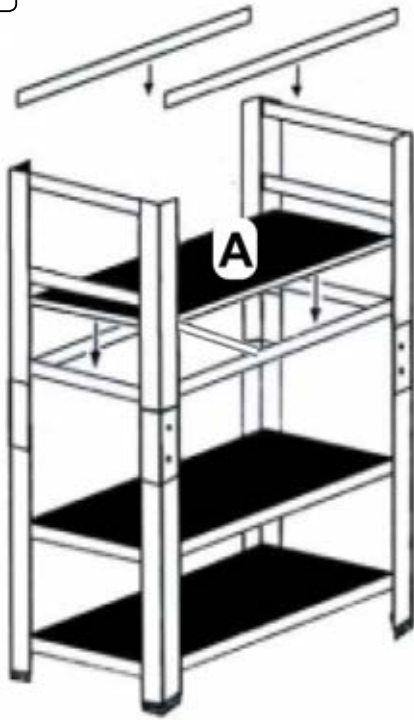
Step 1B

Joining pieces

Step 2B

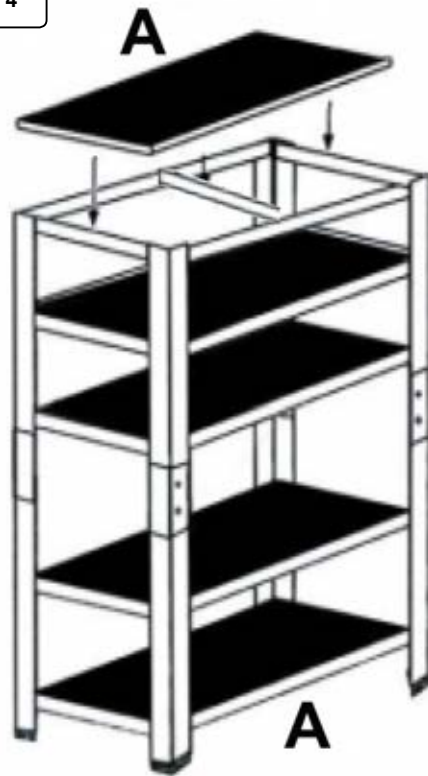


Step 3



Fit shelves and last 2 C and E pieces.

Step 4



Fit last shelf.

Parts support is available for this product. Please log on to www.sealey.co.uk, email sales@sealey.co.uk or telephone 01284 757500



ENVIRONMENT PROTECTION

Recycle unwanted materials instead of disposing of them as waste. All tools, accessories and packaging should be sorted, taken to a recycling centre and disposed of in a manner which is compatible with the environment. When the product becomes completely unserviceable and requires disposal, drain any fluids (if applicable) into approved containers and dispose of the product and fluids according to local regulations.

Note: It is our policy to continually improve products and as such we reserve the right to alter data, specifications and component parts without prior notice.

Important: No Liability is accepted for incorrect use of this product.

Warranty: Guarantee is 12 months from purchase date, proof of which is required for any claim.

Sealey Group, Kempson Way, Suffolk Business Park, Bury St Edmunds, Suffolk. IP32 7AR



01284 757500



01284 703534



sales@sealey.co.uk



www.sealey.co.uk