



# POWER TOOL STORAGE RACK

MODEL NO: **PTSR5**

Thank you for purchasing a Sealey product. Manufactured to a high standard, this product will, if used according to these instructions, and properly maintained, give you years of trouble free performance.

**IMPORTANT:** PLEASE READ THESE INSTRUCTIONS CAREFULLY. NOTE THE SAFE OPERATIONAL REQUIREMENTS, WARNINGS & CAUTIONS. USE THE PRODUCT CORRECTLY AND WITH CARE FOR THE PURPOSE FOR WHICH IT IS INTENDED. FAILURE TO DO SO MAY CAUSE DAMAGE AND/OR PERSONAL INJURY AND WILL INVALIDATE THE WARRANTY. KEEP THESE INSTRUCTIONS SAFE FOR FUTURE USE.



Refer to instructions



Wear protective gloves

## 1. SAFETY

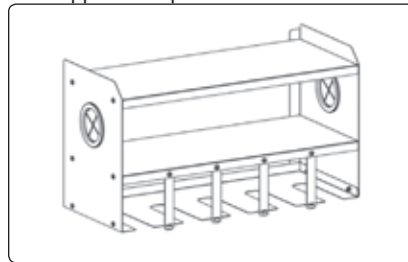
- WARNING!** Ensure Health & Safety, and local authority regulations are adhered to when assembling and using this tool rack.
- ✓ Locate tool rack in a suitable area where it will not be an obstruction.
- ✓ Keep the general area clean, uncluttered and ensure there is adequate lighting.
- WARNING!** Mount tool rack on a flat and solid wall such as breeze block that is strong enough to hold fully laden tool rack.
- ✓ The tool rack should be firmly secured to the wall in a suitable location with fixings provided.
- ✗ **DO NOT** attempt to wall mount the tool rack on your own. Obtain assistance or use manual handling equipment.
- ✓ Wall mount the tool rack at such a height that minimises the risk of injury when used.
- ✓ Keep children and unauthorised persons away from the storage area.
- ✗ **DO NOT** use the tool rack for any purpose other than that for which it is designed.
- ✗ **DO NOT** site the tool rack out of doors.
- ✗ **DO NOT** get the tool rack wet or use in damp or wet locations or areas where there is condensation.
- ✗ **DO NOT** clean the tool rack with any solvents or abrasives which may damage the coated surface.
- ✗ **DO NOT** overload the tool rack when wall mounted.
- ✓ Ensure that the tool rack is properly and firmly assembled and installed before loading it.

## 2. INTRODUCTION










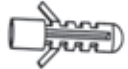
Wall mounted rack specifically designed for the storage of power tools. Stores up to five power tools. Shelf space for power tool battery chargers. Open fronted bays make tools easily accessible. Supplied flat packed.

## 3. SPECIFICATION

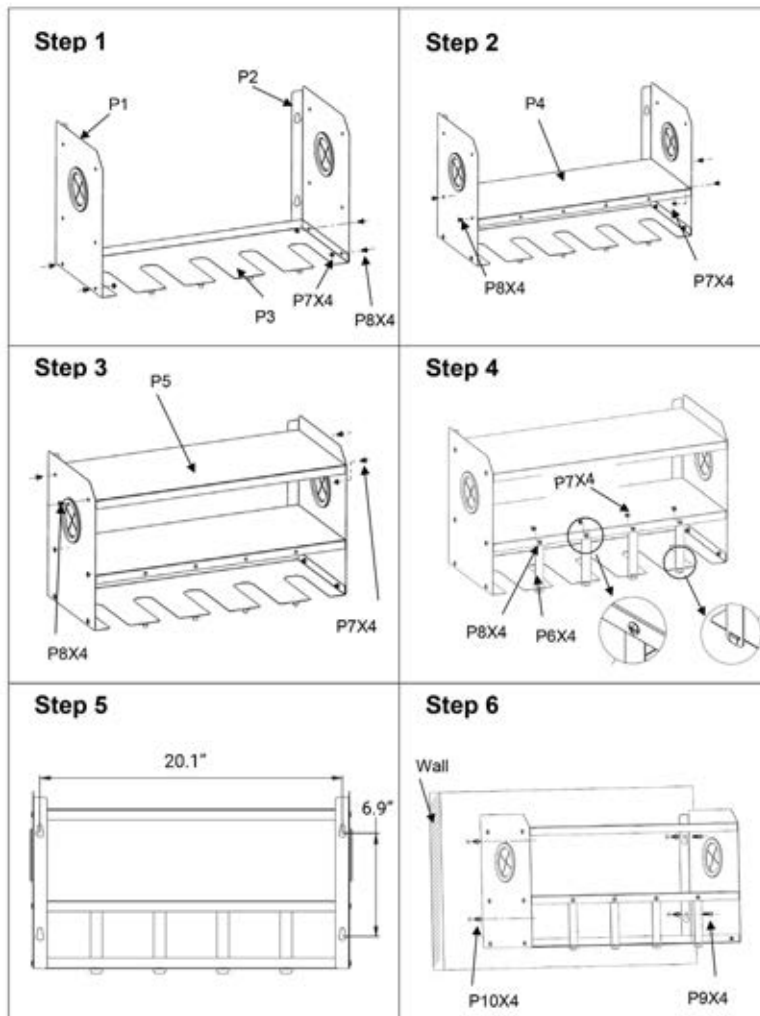
Model No.: .....PTSR5  
 Dimensions (WxHxD) .....535 x 230 x 300mm  
 Power tool storage bays .....5  
 Shelves .....2



## 4. CONTENTS

<p><b>P1</b></p>  <p>Left panel x1</p>	<p><b>P2</b></p>  <p>Right panel x 1</p>	<p><b>P3</b></p>  <p>Bottom x 1</p>	<p><b>P4</b></p>  <p>Middle shelf x1</p>	<p><b>P5</b></p>  <p>Top shelf x1</p>
<p><b>P6</b></p>  <p>Holder x4</p>	<p><b>P7</b></p>  <p>Nuts x16</p>	<p><b>P8</b></p>  <p>Screws x16</p>	<p><b>P9</b></p>  <p>Self-tapping screws x 4</p>	<p><b>P10</b></p>  <p>Expansion rubber Head plugs x 4</p>

## 5. ASSEMBLY



## 6. MAINTENANCE

- 6.1. Regularly check fixings and mountings are firmly fitted and that the rigidity and security of the rack is not compromised.
- 6.2. Wipe clean with damp cloth.
- 6.3. **DO NOT** use chemical or abrasive cleaners as this may result in damage to the surface.



### ENVIRONMENT PROTECTION

Recycle unwanted materials instead of disposing of them as waste. All tools, accessories and packaging should be sorted, taken to a recycling centre and disposed of in a manner which is compatible with the environment. When the product becomes completely unserviceable and requires disposal, drain any fluids (if applicable) into approved containers and dispose of the product and fluids according to local regulations.

**Note:** It is our policy to continually improve products and as such we reserve the right to alter data, specifications and component parts without prior notice.

**Important:** No Liability is accepted for incorrect use of this product.

**Warranty:** Guarantee is 12 months from purchase date, proof of which is required for any claim.

Sealey Group, Kempson Way, Suffolk Business Park, Bury St Edmunds, Suffolk. IP32 7AR

☎ 01284 757500

📠 01284 703534

✉ sales@sealey.co.uk

🌐 www.sealey.co.uk