

RP RANGE

Salamander Pumps
Quality | Technology | Service | Value

A range of premium pumps designed for smooth running with high levels of flow to boost pressure to appliances throughout the home. They can boost supplies to washbasins, baths, and showers. The centrifugal impeller gives them the quiet running with sustained pressure and flow relative to other shower pump types.



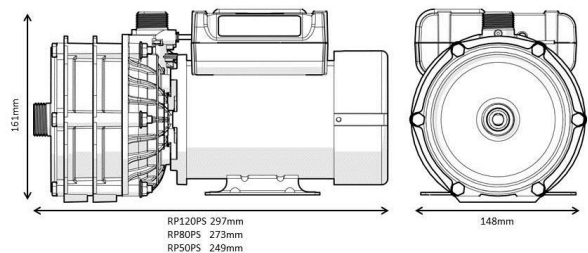
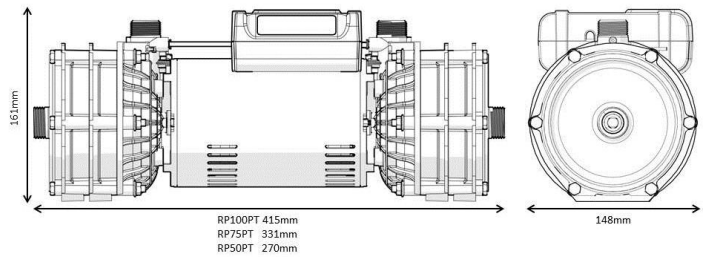
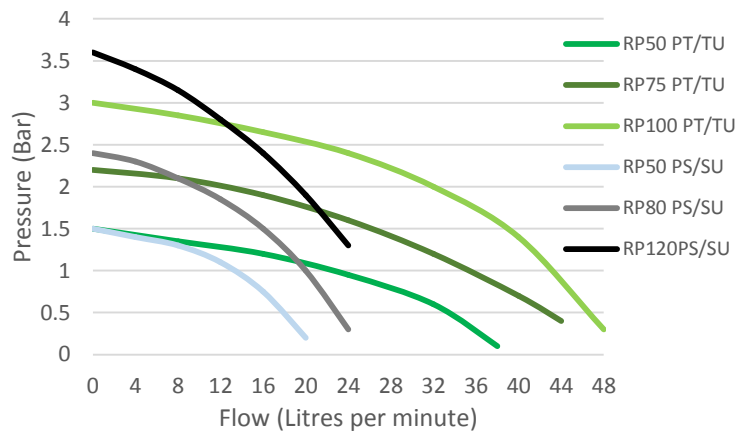
Features

- More Pressure and Flow
- Impressively quiet
- Easy to install
- Continuously Rated
- Compact Salamander exclusive seal
- AV Couplers included
- 15/22mm push fit flexible hoses with integral isolating valves on inlets
- Pre-wired with power cable
- 2 years warranty
- Long life
- Centrifugal technology

- **UK Specification:** Supplied with 15/22mm pushfit x $\frac{3}{4}$ anti-vibration flexible hoses.

- **ROI Specification:** Supplied with 21mm pushfit x $\frac{3}{4}$ anti-vibration flexible hoses.

Pressure vs Flow



RP Technical Specification

Pump Model		RP50 PT	RP75 PT	RP100 PT	RP55 PS	RP80 PS	RP120 PS
General	Guarantee	2 years					
Features	Pump Type	Centrifugal					
	Mechanical seal	Nitrile/ Carbon/ Ceramic					
	Inlet Isolator(s)	✓	✓	✓	✓	✓	✓
	Flexible Hoses	4	4	4	2	2	2
Performance	Pressure @ 16lpm (8lpm for singles)	1.2 Bar	1.9 Bar	2.65 Bar	1.3 Bar	2.1 Bar	3.15 Bar
	Pressure @ 8lpm (4lpm for singles)	1.35 Bar	2.1 Bar	2.85 Bar	1.4 Bar	2.3 Bar	3.4 Bar
	Pressure @ Closed Head	1.5 Bar	2.2 Bar	3.0 Bar	1.5 Bar	2.4 Bar	3.6 Bar
	Maximum Water Temperature	60°C					
Connections	Pump connections	¾" BSP					
Flexible hoses	Connections (UK Model) <i>Isolating valves on all hoses</i>	¾" Female x 15mm Push-Fit x 280mm long.	¾" Female x 22mm Push-Fit x 280mm long.		¾" Female x 15mm Push-Fit x 280mm long.	¾" Female x 22mm Push-Fit x 280mm long.	
	Connections (ROI Model) <i>Isolating valves on all hoses</i>	¾" Female x 21mm Push-Fit x 280mm long.					
Motor	Type	A.C Induction Motor					
	Duty Rating	Continuously Rated					
Electrical	Power supply	230 V					
	Current (full load)	1.32 Amps	3.10 Amps	4.59 Amps	1.17 Amps	1.70 Amps	2.18 Amps
	Power consumption	312 Watts	735 Watts	1044 Watts	246 Watts	390 Watts	512 Watts
	Fuse rating	3 Amps	5 Amps		3 Amps		
	Power cable (pre-wired)	1.5 metres					
Physical	Enclosure Protection (IP Rating)	IPX2					
	Length	270mm	331mm	415mm	249mm	273mm	297mm
	Width	148mm					
	Height (Excluding Hoses)	161mm					
	Weight (Excluding Hoses)	4.80kg	6.45kg	9.05kg	5.65kg	5.97kg	6.33kg

Why Choose a Right Pump?

STRONG MANUFACTURING HISTORY

Salamander have been manufacturing the right pump centrifugal range for 20 years with constant modifications and performance improvements so that it stands in today's market as the go to product for whole house/multi shower applications.

The RP100 is the leading, most trusted three stage centrifugal pump and is used by plumbers nationwide.

10MM SELF-HEALING SEAL

Salamanders exclusive compact seal which has the ability to heal itself if a leak originates from that area. The seal will prevent this leak happening again so that the owner does not find themselves with a re-occurring problem.

MULTI OUTLET USE

RP pumps are supplied with a bypass tube meaning these twin-ended pumps are uniquely equipped to handle single or multi outlet use i.e. the hot or cold taps being used individually or both at the same time. This bypass uses similar crossover technology to the one used in the CT Bathroom range.

QUIET PUMP GUARANTEE

Salamanders Right Pump range is guaranteed to offer a quieter operating noise level than those of its type in the centrifugal market. This sound level difference can be as great as 6.5 DbA.

SPIDERS WEB OUTLET DESIGN

The innovative design solution resembles a spider's web that has a greater tensile strength and elasticity. Its microstructure of radials and spirals has been applied by Salamander for the first time in shower pump design to maximise rigidity.

Check out our full range of Showers

Electric Showers

Digital Showers

Mixer Showers

Power Showers

Smart Showers

Shower Towers

From Top Shower Brands

Mira Showers

Aqualisa Showers

Triton Showers

Gainsborough Showers

Shower Pumps can upgrade your showering experience even more

Stuart Turner Shower Pumps

Salamander Shower Pumps

Grundfos Shower Pumps

plumbworld
Big brands, small prices.