



...Power In Your Garden



Power in your garden...

Webb stands for quality. Finely crafted machines enhanced by modern technology. Our cylinder and rotary mowers are some of the best on the market for the perfect finish, whatever your needs.

Webb mowers are built with practicality in mind, they are easy to use and easy to maintain. They are designed for people who want a machine that will give them a quality finish.

You can also be assured that Webb are concerned with more than just the greenness of your grass, we offer environmentally friendly mowers with low emission, energy efficient engines and a complete range of push and electric mowers. Webb machines are designed, built and supported to the highest standard, as you would expect from a quality brand.

All the Webb products featured in this brochure are available now at www.webbgardenpower.co.uk

Webb *Naturally.*



Contents

Mower Buying Guide	2
Briggs & Stratton Engines	4
Cylinder Mowers	6
Electric Mowers	8
Petrol Rotary Mowers	12
Classic Petrol Mowers	12
Supreme Petrol Mowers	15
Elite Petrol Mowers	24
Line Trimmer	30
Brushcutters	31
Hedge Trimmers	33
Multi Cutter	35
Garden Blow Vacs	38
Scarifier	39

Mower Buying Guide

We know that buying a lawnmower can be a confusing time...

With many different features to consider we have explained some of the key features of our lawnmowers to help you decide which machine will be best suited for you.



Wash Port

Most of our Supreme mowers are fitted with a wash port. This is a simple way of cleaning your mower after use.

The deck wash port allows you to clean your machine by attaching your garden hose, turn on your tap and start the motor for the simplest and most efficient way to clean your deck.

Mulch Plug

A mulch plug enables you to mulch the clippings from your lawn back into the soil.

When you have the mulch plug fitted into the lawnmower, your clippings are not collected, but expelled onto the lawn as you mow.

The decomposing clippings put nutrients back into the soil meaning you can cut the grass and fertilise at the same time.



Single Lever Height Adjustment

All of our Webb rotary mowers come with a single height adjustment lever. This is the quickest and easiest way to adjust to your lawn conditions.

You just simply adjust the lever to the required height and start mowing.

Mower Buying Guide

Rear Roller

Our range of Rear Roller machines, give you the traditional British stripe on your lawn whilst you cut. The rear roller also has the advantage of allowing you to cut up to and over the lawn edge, saving you time.



Cylinder Blades

Cylinder blades give you a superior cut compared to a rotary blade. This is because as the cylinder rotates the grass blades are forced between the spinning cylinder blades and fixed straight cutting blade, this gives a 'scissor like' cutting action.

The disadvantage of the cylinder blade is they are only suited to flat uniform and stone free lawns.

Side Discharge

The side discharge chute is perfect if you are mowing in those rougher areas of your garden, where collection is not necessarily needed. You lift the side discharge flap, add the chute, fit the mulch plug and you are ready to mow.



Quick Release Folding Handles

Models within the Supreme & Elite range of lawnmowers come equipped with quick release handles, this reduces the size of the mower for easier storage.



COMPANY PROFILE

WHY BRIGGS & STRATTON?

Briggs & Stratton is the world's largest producer of air-cooled petrol engines for outdoor power equipment. Headquartered in Milwaukee, USA. For 100 years, we've been building the engines that power the equipment people use to get the job done. That's the reason consumers look for the Briggs & Stratton brand when they shop for power equipment. The Company designs, manufactures, markets, and services these products for original equipment manufacturers (OEMs) worldwide.

BRIGGS & STRATTON'S MISSION

We will provide power and global support to make work easier and improve lives. By doing so, we will expand our leadership position, increase the value of our brands and grow our shareholders' investment.

SEGMENTS

Briggs & Stratton operates within two business segments:

- Engine Group
- Product Group

PRODUCTS

In addition to its engine business, Briggs & Stratton is also a leading designer, manufacturer, and marketer of:

- Generators
- Pressure Washers
- Snow Throwers
- Lawn & Garden Equipment
- Related Accessories

THE ENVIRONMENT

Briggs & Stratton cares about the environment. We offer a range of emission reduced engines that exceed current European exhaust emissions standards* by at least 25%.

*Exhaust emissions below European standard 2010/26/EU

SERVICE DEALER NETWORK

Take advantage of the expertise your local dealer can provide for service and support.

3 PILLARS OF SUSTAINABILITY

Briggs & Stratton takes great pride in utilizing the Company's three pillars of sustainability:

- Protecting Our Planet — Our engines made today have 75% fewer emissions than those sold before 1995. Our manufacturing facilities are committed to cutting energy use by 25% in the next 10 years.
- Investing in Communities — We are engaged in supporting education, the arts, social welfare, and improving the lives of people in our communities.
- Business Excellence — Briggs & Stratton operates responsibly, returns value to our shareholders and are committed to being in business for another 100 years.



Lawn Mower Engines



Rider Mower Engines



Utility Engines



Snow Blower Engines



End Products



E Series™ Initiative

The E SERIES™ Initiative places reduced exhaust emissions at the heart of all engines performance. Our commitment is to surpass the European Exhaust Emissions standards by at least 25%*.

The E SERIES Initiative is not just about emissions, it is also about an evolution in overall standards that will widen choice and enhance the end user experience. The founding principles of power, reliability and durability remain core to the Briggs & Stratton value proposition. In addition the E SERIES Initiative ensures that these principles further evolve to include easier starting, improved performance and an enhanced customer experience.

All Briggs & Stratton® small vertical shaft engines perform to the E SERIES standards.

* 2010/26/EU

E Series™

The Best Value Choice

The E SERIES sets the benchmark performance for the outdoor power equipment industry. In addition to improved emissions, these engines deliver the power, performance and reliability users have come to expect from Briggs & Stratton. Excellent engines to count on, to get the job done.



EX SERIES™

The performance Choice

The EX SERIES of engines takes all the best attributes of the E SERIES, but delivers performance attributes for the more demanding consumer. The EX SERIES engines offer the best power in the series class and combine this with the ingenious ReadyStart® system. Maximum power with one-pull effortless starting. A powerful performance engine series.



iS Series InStart®

Effortless, Ingenious Starting

The iS-SERIES InStart® engines represent the ultimate performance package in the engine line-up. They naturally incorporate the heritage attributes of power, performance and reliability, but add the most innovative and easiest starting ever seen on a lawnmower. iS-SERIES engines use Lithium-Ion batteries to provide repeated and reliable starting without the need of a rope-pull.



S2 Start Guarantee®

The Briggs & Stratton S2 Start Guarantee® offers you and your customers peace of mind that our engines will start within two pulls every time guaranteed. Our continual pursuit for total product reliability backed by more than 105 years of design and innovation has resulted in this unique product guarantee. The S2 Start Guarantee is offered on all our ReadyStart engines.



Cylinder Mowers



Webb cylinder mowers are a perfect addition to your garden. Tool-less height adjustment, front collection bags & a rear roller, that puts a stripe into your lawn. These mowers are equipped to give you an expert finish with minimal maintenance, compared to a petrol mower.



12" Roller Hand Mower WEH12R

30cm (12") 5 bladed hardened steel cutting cylinder
Large rear roller for stripes
Simple height of cut adjustment
Zinc plated steel front roller
Tool free cylinder setting
Variable Cutting heights: 13mm - 23.5mm
Chain drive from roller to cylinder
18 Litre grass collection bag
Overall width: 33cm (13")
2 Year Warranty
Weight: 11.1kg



Cylinder Mowers



12" 'Autoset' Sidewheel Mower WEH30

30cm (12") 6 bladed cutting cylinder
Tool Free Height Adjustment
4 Cutting heights: 10mm - 40mm
17 Litre grass collection box
2 Year Warranty
Weight: 9.1kg



18" 'Contact Free' Sidewheel Mower WEH18

46cm (18") 5 bladed hardened steel
contact less cutting cylinder
Side wheels for longer grass
2 piece rear roller
Tool free height of cut adjustment
9 Cutting heights: 25mm - 76mm
Simple cylinder adjustment
22 Litre grass collection bag
2 Year Warranty
Weight: 21kg



Electric Mowers



33cm (13") Electric Rotary Mower

WEER33

33cm (13") Cutting Width
1300 Watt Motor
5 Cutting heights: 25mm - 65mm
Single Lever Height Adjustment
35 Litre Collection Bag
10 Metre Power Cable
2 Year Warranty
Weight: 8.8kg



Electric Mowers



36cm (14") Electric Rotary Mower

WEER36

36cm (14") Cutting Width
1600 Watt Motor
5 Cutting heights: 20mm - 70mm
Single Lever Height Adjustment
45 Litre Collection Bag
10 Metre Power Cable
2 Year Warranty
Weight: 11.5kg



40cm (15") Electric Rotary Mower

WEER40

40cm (16") Cutting Width
1800 Watt Motor
5 Cutting heights: 20mm - 70mm
Single Lever Height Adjustment
50 Litre Collection Bag
10 Metre Power Cable
2 Year Warranty
Weight: 13.5kg





**Webb mowers deliver a
truly beautiful finish
...everytime**

Our Lawnmower Classification

We understand buying a lawnmower can be a confusing process, but we want you to be able to buy the lawnmower to suit you, easily & quickly. This is why we have classified our lawnmowers to help you decide.

Please see a brief description of the rotary groups below to help narrow down your search.

Classic

Steel deck lawnmowers powered by Sanli engines are perfect for the new gardener, but come equipped with features of more exclusive models.

Powered By



Supreme

With industry leading Briggs & Stratton engines, quick release handles & large collection capacities across the full range, you know your mower is ready to handle your lawn

Powered By



Elite

The Webb Elite models are the best lawnmowers we can offer. With comfort grip, quick release folding handles, industry leading Briggs & Stratton engines. As well as a host of other features. These mowers are best suited for the serious gardening enthusiast.

Powered By



Petrol Mowers Classic Range

Webb Classic mowers are built with quality, as well as value in mind. With steel cutting decks, large full mesh collection bags, these mowers are great if you are just starting out with a garden.

Classic

Powered By



Petrol Mowers

Classic Range



41cm (16") Push Steel Deck Petrol Rotary Mower

WER41HP

41cm (16") cutting width
Sanli 118cc OHV Engine
Hand propelled
Single lever height of cut adjustment
7 Cutting heights: 25mm - 70mm
Folding handles
50 Litre grass collection bag
2 Year Conditional Warranty
Weight: 25kg

Powered By
 **SANLI**



41cm (16") Self Propelled Steel Deck Petrol Rotary Mower

WER41SP

41cm (16") cutting width
Sanli 118cc OHV Engine
Self propelled
Single lever height of cut adjustment
7 Cutting heights: 25mm - 60mm
Folding handles
50 Litre grass collection bag
2 Year Conditional Warranty
Weight: 27kg

Powered By
 **SANLI**



Petrol Mowers

Classic Range



46cm (18") Self Propelled Steel Deck Petrol Rotary Mower

WER46SP

46cm (18") cutting width
Sanli 135cc OHV Engine
Self propelled
Single lever height of cut adjustment
7 Cutting heights: 25mm - 65mm
Folding handles
60 Litre grass collection bag
2 Year Conditional Warranty
Weight: 34kg

Powered By



Petrol Mowers Supreme Range

Webb Supreme mowers are a great addition to your garden equipment. With industry leading Briggs & Stratton engines, quick release folding handles & large collection capacities across the full range, you know your mower is ready to handle your lawn.

Supreme

Powered By



Petrol Mowers Supreme Range



41cm (16") Push Steel Deck 4 Wheel Petrol Rotary Mower WER16HP

41cm (16") cutting width
 Briggs & Stratton 450 E Series Engine
 Hand propelled
 2 In 1 Cutting System: Rear Discharge or Collect
 Single lever height of cut adjustment
 5 Cutting heights: 25mm - 70mm
 Soft grip folding handles
 40 Litre grass collection bag
 Ball bearing wheels
 Wash port
 2 Year Conditional Warranty
 Weight: 21.5kg



41cm (16") Self Propelled Steel Deck 4 Wheel Petrol Rotary Mower WER16SP

41cm (16") cutting width
 Briggs & Stratton 450 E Series Engine
 Self propelled
 3 In 1 Cutting System: Rear Discharge, Collect or Mulch
 Single lever height of cut adjustment
 5 Cutting heights: 25mm - 70mm
 Soft grip folding handles
 40 Litre grass collection bag
 Ball bearing wheels
 Wash port
 2 Year Conditional Warranty
 Weight: 24kg



Petrol Mowers Supreme Range

46cm (18") Push Steel Deck 4 Wheel Petrol Rotary Mower

WER18HP



46cm (18") cutting width
Briggs & Stratton 450 E Series Engine
Hand propelled
3 In 1 Cutting System: Rear Discharge,
Collect Or Mulch
Single lever height of cut adjustment
7 Cutting heights: 25mm - 75mm
Soft grip folding handles
60 Litre grass collection bag
Ball bearing wheels
Wash port
Overall width: 50cm (20")
2 Year Conditional Warranty
Weight: 30.5kg



46cm (18") Self Propelled Steel Deck 4 Wheel Petrol Rotary Mower

WER18SP



46cm (18") cutting width
Briggs & Stratton 450 E Series Engine
Self propelled
3 In 1 Cutting System: Rear Discharge,
Collect Or Mulch
Single lever height of cut adjustment
7 Cutting heights: 25mm - 75mm
Soft grip folding handles
60 Litre grass collection bag
Ball bearing wheels
Wash port
Overall width: 50cm (20")
2 Year Conditional Warranty
Weight: 32.5kg



Petrol Mowers Supreme Range

46cm (18") Self Propelled Steel Deck High Wheel 4 Wheel Petrol Rotary Mower WER18HW



46cm (18") cutting width
Briggs & Stratton 500 E Series Engine
Self propelled
4 In 1 Cutting System: Rear Discharge,
Side Discharge, Collect Or Mulch
Single lever height of cut adjustment
7 Cutting heights: 25mm - 75mm
Soft grip folding handles
60 Litre grass collection bag
Ball bearing wheels
Wash port
Overall width: 51cm (20.5")
2 Year Conditional Warranty
Weight: 31kg



Petrol Mowers Supreme Range

46cm (18") Self Propelled Steel Deck Electric Start 4 Wheel Petrol Rotary Mower WER18SPES



46cm (18") cutting width
Briggs & Stratton 775 InStart Series
Engine
Self propelled
4 In 1 Cutting System: Rear Discharge,
Side Discharge, Collect Or Mulch
Single lever height of cut adjustment
7 Cutting heights: 25mm - 75mm
Soft grip folding handles
60 Litre grass collection bag
Ball bearing wheels
Wash port
2 Year Conditional Warranty
Weight: 34kg



This 46cm (18") Webb lawnmower comes fitted with a 775iS Series™ DOV® InStart® Briggs & Stratton engine.

This engine naturally incorporates the heritage attributes of power, performance and reliability, associated with Briggs & Stratton; but adds the most innovative and easiest starting ever seen on a lawnmower. The iS SERIES engine uses a Lithium-ion battery to provide repeated and reliable starting without the need of a rope-pull.

The battery charges to full capacity in one hour, delivering up to 75 starts, that can be good for an entire mowing season, but if there are time constraints 10 minutes of rapid recharging provides 20 starts.

Effortless, ingenious starting.

E&OE



Petrol Mowers Supreme Range



48cm (19") Self Propelled Alloy Deck 4 Wheel Petrol Rotary Mower (Limited Stock)

WER19A

48cm (19") cutting width
Briggs & Stratton 675 Readystart®
Engine
Self propelled
3 In 1 Cutting System: Rear Discharge,
Collect Or Mulch
Single lever height of cut adjustment
7 Cutting heights: 25mm - 75mm
Soft grip folding handles
70 Litre grass collection bag
Ball bearing wheels
Wash port
Overall width: 55cm (21.5")
2 Year Conditional Warranty
Weight: 41.4kg



53cm (21") Self Propelled Steel Deck High Wheel 4 Wheel Petrol Rotary Mower

WER21HW

53cm (21") cutting width
Briggs & Stratton 675EXi SERIES™
Readystart® Engine
Self propelled
4 In 1 Cutting System: Rear Discharge,
Side Discharge, Collect Or Mulch
Single lever height of cut adjustment
7 Cutting heights: 25mm - 75mm
Comfort grip folding handles
70 Litre grass collection bag
Ball bearing wheels
Wash port
Overall width: 56cm (22")
2 Year Conditional Warranty
Weight: 38.5kg



Petrol Mowers Supreme Range

Our rear roller rotary mowers offer our customers, not just great quality and design, but provides the perfect striped lawn everytime. Webb rear roller mowers are designed and built to incorporate the rear roller as part of the unit. This makes the wheel base shorter and easier to manoeuvre.

Why settle for anything less than perfection?

Single Height Adjustment

All of our Webb rotary mowers come with a single height adjustment lever. This is the quickest and easiest way to adjust to your lawn conditions. You just simply adjust the lever to the required height and start mowing.



Mulch Plug

A mulch plug enables you to mulch the clippings from your lawn back into the soil.

When you have the mulch plug fitted into the lawnmower, your clippings are not collected, but expelled onto the lawn as you mow.

The decomposing clippings put nutrients back into the soil meaning you can cut the grass and fertilise at the same time.

Rear Roller

Our range of Rear Roller machines, give you the traditional British stripe on your lawn whilst you cut, saving you time.

The powered split rear roller also has the advantage of allowing you to cut up to and over the lawn edge.



Petrol Mowers Supreme Range



43cm (17") Push ABS Deck Petrol Rear Roller Rotary Mower

WERR17P

43cm (17") Cutting Width
Briggs & Stratton 500e series recoil start engine
Hand propelled
2 In 1: Collect & Mulch
Single lever height of cut adjustment
6 Cutting heights: 23mm - 77mm
Soft grip quick fold handles
55 Litre grass collection bag
Split rear roller
2 Year Conditional Warranty
Weight: 30kg



43cm (17") Self Propelled ABS Deck Petrol Rear Roller Rotary Mower

WERR17SP

43cm (17") Cutting Width
Briggs & Stratton 500e series recoil start engine
Self propelled
2 In 1: Collect & Mulch
Single lever height of cut adjustment
6 Cutting heights: 23mm - 77mm
Soft grip quick fold handles
55 Litre grass collection bag
Split rear roller
2 Year Conditional Warranty
Weight: 31.7kg



Petrol Mowers Supreme Range



48cm (19") Self Propelled ABS Deck Petrol Rear Roller Rotary Mower

WERR19SP

48cm (19") cutting width
Briggs & Stratton 625e series recoil start engine

Self propelled

2 In 1: Collect or Rear Discharge

Single lever height of cut adjustment

6 Cutting heights: 20mm - 65mm

Soft grip foldable handles

70 Litre grass collection bag

Split rear roller

2 Year Conditional Warranty

Weight: 33kg



Petrol Mowers

Elite Range



The Webb Elite models are the best lawnmowers we can offer. With comfort grip, quick release folding handles, industry leading Briggs & Stratton engines. As well as a host of other features. These mowers are best suited for the serious gardening enthusiast.

Elite

Powered By



42cm (16") Self Propelled Steel Deck 4 Wheel Petrol Rotary Mower WER42SP

- 42cm (16") cutting width
- Briggs & Stratton 450e series recoil start engine
- Self propelled
- Single lever height of cut adjustment
- 6 Cutting heights: 25mm - 65mm
- Soft grip foldable handles
- 55 Litre grass collection bag
- 2 Year Conditional Warranty
- Weight: 28.5kg



Powered By



Petrol Mowers

Elite Range

46cm (18") Self Propelled Steel Deck 4 Wheel Petrol Rotary Mower

WER46SPHW



46cm (18") cutting width
Briggs & Stratton 550e series recoil start engine
Self propelled
4 In 1: Collect, Mulch, Rear Discharge Or Side Discharge
Single lever height of cut adjustment
7 Cutting heights: 25mm - 75mm
Soft grip foldable handles
60 Litre grass collection bag
High Wheel
2 Year Conditional Warranty
Weight: 31.6kg



51cm (20") Self Propelled Steel Deck 4 Wheel Petrol Rotary Mower

WER51SPHW



51cm (20") cutting width
Briggs & Stratton 625e series recoil start engine
Self propelled
4 In 1: Collect, Mulch, Rear Discharge Or Side Discharge
Single lever height of cut adjustment
7 Cutting heights: 25mm - 75mm
Soft grip foldable handles
60 Litre grass collection bag
High Wheel
2 Year Conditional Warranty
Weight: 33.1kg



Petrol Mowers

Elite Range

40cm (16") Self Propelled Alloy Deck Petrol Rear Roller Rotary Mower

WERR16SP

42cm (16") cutting width
Briggs & Stratton 500e series recoil start engine

Self propelled
3 In 1: Collect, Mulch or Rear Discharge
Single lever height of cut adjustment
5 Cutting heights: 25mm -75mm
Soft grip foldable handles
60 Litre grass collection bag
Split rear roller
2 Year Conditional Warranty
Weight: 35kg



Powered By



Petrol Mowers Elite Range



76cm (30") Ride-On c/w Collector

WE12530

76cm (30") Single blade cutting deck
Briggs & Stratton PowerBuilt™ 344cc
OHV electric start engine
Manual transmission: 5 forward gears - 1
reverse gear
3 In 1 Cutting System: Cut & Collect, Cut
& Mulch Or Cut & Side Discharge
6 Cutting heights: 24mm - 75mm
176 Litre easy tip grass collection bag
10" front wheels and 15" rear wheels
Overall width: 80cm (31.5")
Overall length: 204cm (80")
Overall height: 112cm (44")
2 Year Conditional Warranty
Weight: 168kg

Powered By





**Webb Power
now in your hands**

Powered Garden Products for 2017

To enhance and expand what Webb offer, we are providing the complete solution to all your gardening needs in 2017, with a new range of petrol powered Brushcutters & a long reach Hedge cutter.

The Webb handheld products are produced in some of the best production facilities available, with quality and performance being front of mind. Where possible our range of handheld products include only the best components, such as Walbro carburettors, Champion spark plugs.

Our aim is to provide you with the best possible performance, with the most reliable products at affordable prices.



Line Trimmer

26cc 2 Stroke Petrol Curved Shaft Line Trimmer

WELT26

26cc Full Crank 2 Stroke Petrol Engine
Fitted with Champion Spark Plug &
Walbro Carburettor
Loop Handle
Nylon Line Head
25cm (10") Cutting Diameter
Anti Vibration
Harness
2 Year Warranty
Weight: 5.4kg



Fitted with



Cutting Heads included



Brushcutters

26cc 2 Stroke Petrol Brushcutter

WEBC26

26cc Full Crank 2 Stroke Petrol Engine
Fitted with Champion Spark Plug &
Walbro Carburettor
Loop Handle
Easy Load Nylon Line Head
Reversible Metal Blade
25cm (10") Cutting Diameter
Anti Vibration
Harness
2 Year Warranty
Weight: 6.5kg



Fitted with



Cutting Heads included



Brushcutters

33cc 2 Stroke Petrol Brushcutter

WEBC33

33cc Full Crank 2 Stroke Petrol Engine
Fitted with Champion Spark Plug &
Walbro Carburettor
Cowhorn Handle
Easy Load Nylon Line Head
Reversible Metal Blade
25cm (10") Cutting Diameter
Anti Vibration
Harness
2 Year Warranty
Weight: 7kg



Fitted with



Cutting Heads included



43cc 2 Stroke Petrol Brushcutter

WEBC43

43cc Full Crank 2 Stroke Petrol Engine
Fitted with Champion Spark Plug &
Walbro Carburettor
Cowhorn Handle
Easy Load Nylon Line Head
Reversible Metal Blade
25cm (10") Cutting Diameter
Anti Vibration
Harness
2 Year Warranty
Weight: 7.7kg



Fitted with



Cutting Heads included



Hedge Trimmers

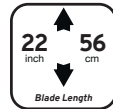
26cc 56cm Double Sided Petrol Hedge Trimmer

WEHC600



26cc Full Crank 2 Stroke Petrol Engine
Fitted with Champion Spark Plug
5 Position Adjustable Rear Handle
33 Teeth
Max Cutting Diameter: 35mm
Max Cutting Width: 600mm
2 Year Warranty
Weight: 5.8kg

Fitted with



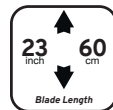
26cc Petrol Split Shaft Long Reach Petrol Hedge Trimmer

WEPHT26



26cc Full Crank 2 Stroke Petrol Engine
Fitted with Champion Spark Plug
Loop Handle
28 Teeth
Max Cutting Diameter: 25mm
Overall Length 2300mm
Anti Vibration
Harness
2 Year Warranty
Weight: 6.5kg

Fitted with



Brushcutter Accessories



Hedge Cutter Attachment WEHCATT

Fits: PHT26 Long Reach Hedge Trimmer
28 Teeth
Max Cutting Diameter: 25mm
2 Year Warranty
Weight: 2kg



Extension Bar for the Multi Cutter & Long Reach Hedge Cutter WEEXT

Fits: PHT26 Long Reach Hedge Trimmer
& MC26 Multi Cutter
Gives you extra 80cm reach when using
your hedge cutter or pruner
2 Year Warranty
Weight: 1kg



Hedge Trimmer Attachment WEPHCATT

Fits your WEPK27L
Turns your Webb PK27L into a long reach
hedge trimmer
52cm Double Sided Blade
Head Adjusts Through 135°
2 Year Warranty
Weight: 2.7kg

Multi Cutter

4in1 2 Stroke Petrol Multi Cutter

WEMC26

26cc Full Crank 2 Stroke Petrol Engine
Fitted with Champion Spark Plug &
Walbro Carburettor

Loop Handle

Split Shaft

Includes:

Linetrimmer with Easy Load Nylon Head

25cm (10") Cutting Width

Brush cutter with reversible 255mm
metal blade

Hedge cutter with 43.5mm cutting length

Pruner with 10" Bar, 40 Link Chain

Anti Vibration

Harness

2 Year Warranty

Weight: 11kg



Fitted with



Webb

Brushcutters

Powered By

Kawasaki




Cutting Heads included



27cc Kawasaki Petrol Brushcutter

WEPK27L

Kawasaki TJ27 Engine
25.4cm (10") Cutting Blade
46.5cm (18") Bump Feed Head
Centrifugal Clutch
Recoil Start
Loop Handle
Anti-Vibration
Single Harness
2 Year Warranty
Weight: 8kg



Powered By

Kawasaki



Cutting Heads included



35cc Kawasaki Petrol Brushcutter

WEPK35CH

Kawasaki TJ35 Engine
25.4cm (10") Cutting Blade
46.5cm (18") Bump Feed Head
Centrifugal Clutch
Recoil Start
Cow Horn Handles
Anti-Vibration
Double Harness
2 Year Warranty
Weight: 10.7kg



Brushcutters

Powered By

Kawasaki




Cutting Heads included



45cc Kawasaki Petrol Brushcutter

WEPK45CH

Kawasaki TJ45 Engine
25.4cm (10") Cutting Blade
46.5cm (18") Bump Feed Head
Centrifugal Clutch
Recoil Start
Cow Horn Handles
Anti-Vibration
Double Harness
2 Year Warranty
Weight: 11.6kg



Powered By

Kawasaki



27cc Kawasaki Petrol Long Reach Hedgecutter

WEPKLRT

Kawasaki TJ27 engine
52cm (20") Double Sided Blade
135 degree adjustable cutting head
Centrifugal clutch
Recoil Start
Loop Handle
Anti-Vibration
Single Harness
2 Year Warranty
Weight: 8kg



Garden Blow Vacs



160mph Blow Speed Electric Garden Blower & Vacuum

WEEBV260


Max air speed: 260km/h (160mph)
1300w Electric Motor
Variable blow speed
Fan blade cleaning flap
45 Litre debris collection bag
10m Cable
Mulch Ratio: 10:1
2 Year Warranty
Weight: 4.5kg



Mulching Ratio



Engine



10m Power Cable



26cc Petrol Blow Vac

WEBV26

26cc Full Crank 2 Stroke Petrol Engine
Fitted with Champion Spark Plug
Includes Blow & Vacuum Tubes
Blow Speed: 114mph (183.6km/h)
Mulch Ratio: 12:1
Metal Shredding Blade
40 Litre debris collection bag
Shoulder Strap
2 Year Warranty
Weight: 4.8kg



Fitted with



114mph Blow Speed



Mulching Ratio



Engine

Scarifier



Petrol lawn scarifier c/w 22 reversible steel flails & collector

WELS38

38cm (15") working width
B&S 750 series recoil start engine
Step less height adjustment
1900rpm maximum blade rotation speed
Depth range -7.5mm to +8.5mm
40 Litre debris collection bag
Easy fold handles
33mm blade spacing
Ball bearing wheels
2 Year Warranty
Weight: 46.5kg

Powered By



Lawncare Calender

January

Now that the winter is firmly set in with hard frosts and wet weather, avoid walking the lawn. If the ground is not frozen or waterlogged remove leaves with a light rake or leaf blower. Also remove any heavier debris such as twigs, etc. If you have not already done so, take the lawn mower for its annual service.

February

Once again, if you have frost, frozen ground or a waterlogged lawn keep off it. Only if conditions allow you should remove worm casts by brushing with a broom and remove leaves etc. with a light rake.

March

This is the time of year when the major work starts, temperatures should usually be high enough to mean that significant grass growth should be occurring. Before you start cutting the lawn it should be raked with a spring tine rake that will insure the grass 'sits up' for your lawnmower. At this time of the year you should not be cutting your grass to short, adjust the mower cutting height so that just the tips of the grass are removed. Usually you should only need to mow about twice in March. Don't forget to trim the lawn edges and around any other items such as garden ornaments or trees using a grass trimmer, you should also repair any damage to the lawn edges. At the end of March it is time to scarify your lawn using a lawn scarifier or spring tine rake, this will remove dead grass or thatch. If you have a build-up of moss in your lawn it is important that you kill the moss before scarifying, failure to do this will mean that you will spread live moss spores and end up with more moss.



when to mow, scarify, sow, lay, feed, water...

April

Now is the time to apply a lawn fertiliser to feed the lawn or a lawn weed control product where necessary. Use a lawn aerator to aerate areas of the lawn where you get heavy footfall leading to soil compaction that prevents drainage, it is best to use a hollow core tine aerator which removes cores from your lawn. You should continue to mow the lawn reducing the cutter height a little, never take more than a third off the height of the grass.

May

You can again reduce the cutter height of the mower, the amount of times you need to mow will increase in frequency as the grass will be growing more vigorously now due to the warmer weather and any recent application of fertiliser. Keep your lawn edges trimmed using either a line trimmer or lawn edging shears.

June

Depending on the weather it may be necessary to mow twice a week, if rainfall is low then you should water the lawn thoroughly but not frequently, this will encourage deep root growth which will lead to a healthier lawn. If you still have some weeds in your lawn then you should apply a lawn weed treatment, this should only be done when the soil is moist.



Lawncare Calender

July

Mow your lawn as regularly as the growth of the grass dictates and trim the lawn edges. Continue to water thoroughly if rainfall is low. If necessary you can apply a lawn fertiliser at recommended levels to help with the lawns health and 'greenness'.

August

Please continue to mow regularly at a low cutting height, trim the lawn edges. If you still have some weeds in your lawn then apply a lawn weed treatment, but you must only do this when the soil is moist.

September

Another busy time on the lawn as we approach Autumn you will need to remove worm casts before mowing by brushing with a hard bristle broom. Continue to mow as necessary & if still required water your lawn. Mowing frequency will start to reduce as the days shorten and the temperatures begin to fall. Aerate the lawn if it has had heavy traffic during the summer, you should then top dress the area you have aerated. Carry out lawn repairs including smoothing out bumps and hollows, overseed areas that are a little worn & repair lawn edges if required. In late September you will need to scarify the lawn to remove any build-up of dead grass, if you still have any moss now is the time to remove it making sure you have killed it first to avoid spreading live spores. Removing thatch by scarifying helps remove the type of environment that many lawn diseases enjoy. If you have a lawn that is made up of fine grass that has some coarse grass appearing in it then this is the perfect time to remove the areas of coarse grass and reseed with fine grass varieties. You should always from late September look out for any lawn fungal diseases & seek professional advice on suitable treatments.



when to mow, scarify, sow, lay, feed, water...

October

Early October is your last chance to aerate, top dress or feed the lawn before winter, if you haven't already done so. You should also by now be raising the height of cut on your lawnmower and also be reducing the frequency of your mowing. Remove any leaves or other debris from your lawn using either a leaf blower or a rake.

November

Should your lawn still require mowing then you should set the height of cut to its highest setting, you will however this month make your final cut, after the final cut you should clean down the lawn mower. Now is a good time to book your lawnmower in for a winter service at your local mower repair specialist.

December

This is the time of year when if possible you should try and avoid walking the lawn, if the ground is not frozen or waterlogged you can remove leaves, you should also remove any heavier debris such as fallen branches.





Power in your garden...